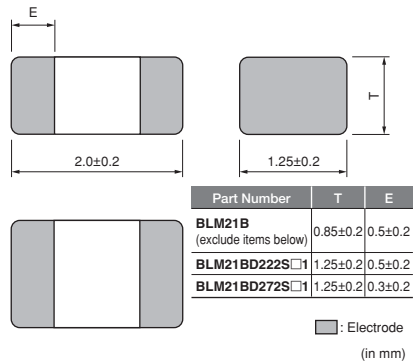


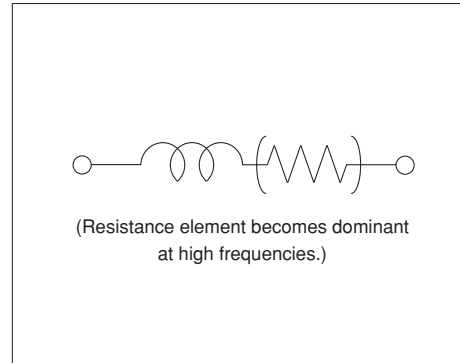
EMIFIL® (Inductor type) Chip Ferrite Bead

BLM21B Series (0805 Size)

■ Dimensions



■ Equivalent Circuit



■ Packaging

Code	Packaging	Minimum Quantity
D	180mm Paper Tape	4000
J	330mm Paper Tape	10000
B	Bulk(Bag)	1000

• Only applied to BLM21BD222SN1/21BD272SN1

Code	Packaging	Minimum Quantity
L	180mm Plastic Tape	3000
K	330mm Plastic Tape	10000
B	Bulk(Bag)	1000

■ Rated Value (□: packaging code)

Part Number	Impedance (at 100MHz/20°C)	Impedance (at 1GHz/20°C)	Rated Current	DC Resistance	Operating Temperature Range
BLM21BD121SN1□	120ohm ±25%	-	200mA	0.25ohm max.	-55 to +125°C
BLM21BD151SN1□	150ohm ±25%	-	200mA	0.25ohm max.	-55 to +125°C
BLM21BD221SN1□	220ohm ±25%	-	200mA	0.25ohm max.	-55 to +125°C
BLM21BD331SN1□	330ohm ±25%	-	200mA	0.30ohm max.	-55 to +125°C
BLM21BD421SN1□	420ohm ±25%	-	200mA	0.30ohm max.	-55 to +125°C
BLM21BD471SN1□	470ohm ±25%	-	200mA	0.35ohm max.	-55 to +125°C
BLM21BD601SN1□	600ohm ±25%	-	200mA	0.35ohm max.	-55 to +125°C
BLM21BD751SN1□	750ohm ±25%	-	200mA	0.40ohm max.	-55 to +125°C
BLM21BD102SN1□	1000ohm ±25%	-	200mA	0.40ohm max.	-55 to +125°C
BLM21BD152SN1□	1500ohm ±25%	-	200mA	0.45ohm max.	-55 to +125°C
BLM21BD182SN1□	1800ohm ±25%	-	200mA	0.50ohm max.	-55 to +125°C
BLM21BD222TN1□	2200ohm ±25%	-	200mA	0.60ohm max.	-55 to +125°C
BLM21BD222SN1□	2250ohm (Typ.)	-	200mA	0.60ohm max.	-55 to +125°C
BLM21BD272SN1□	2700ohm ±25%	-	200mA	0.80ohm max.	-55 to +125°C
BLM21BB050SN1□	5ohm ±25%	-	1000mA	0.02ohm max.	-55 to +125°C
BLM21BB600SN1□	60ohm ±25%	-	800mA	0.13ohm max.	-55 to +125°C
BLM21BB750SN1□	75ohm ±25%	-	700mA	0.16ohm max.	-55 to +125°C
BLM21BB121SN1□	120ohm ±25%	-	600mA	0.19ohm max.	-55 to +125°C
BLM21BB151SN1□	150ohm ±25%	-	600mA	0.21ohm max.	-55 to +125°C
BLM21BB201SN1□	200ohm ±25%	-	500mA	0.26ohm max.	-55 to +125°C

Number of Circuits: 1

Continued on the following page.

● This data sheet is applied for CHIP FERRITE BEAD used for General Electronics equipment for your design.

⚠ Note:

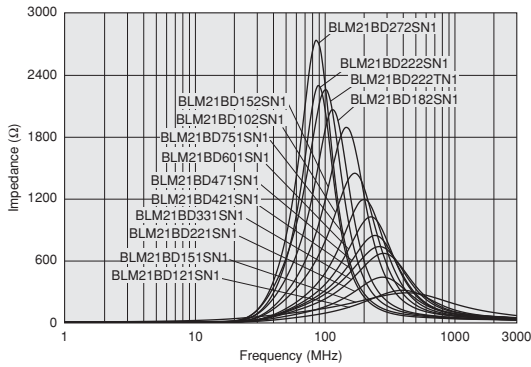
- This datasheet is downloaded from the website of Murata Manufacturing co., ltd. Therefore, it's specifications are subject to change or our products in it may be discontinued without advance notice. Please check with our sales representatives or product engineers before ordering.
- This datasheet has only typical specifications because there is no space for detailed specifications. Therefore, please approve our product specifications or transact the approval sheet for product specifications before ordering.

Continued from the preceding page.

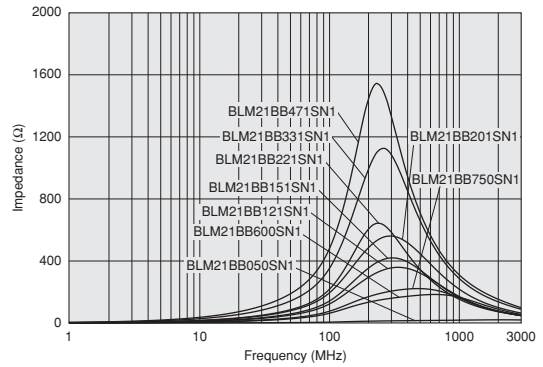
Part Number	Impedance (at 100MHz/20°C)	Impedance (at 1GHz/20°C)	Rated Current	DC Resistance	Operating Temperature Range
BLM21BB221SN1□	220ohm ±25%	-	500mA	0.26ohm max.	-55 to +125°C
BLM21BB331SN1□	330ohm ±25%	-	400mA	0.33ohm max.	-55 to +125°C
BLM21BB471SN1□	470ohm ±25%	-	400mA	0.40ohm max.	-55 to +125°C

Number of Circuits: 1

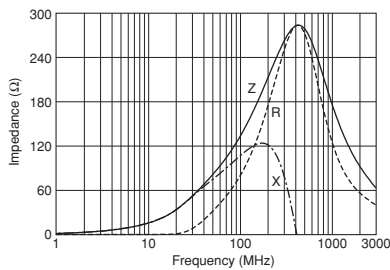
■ Impedance-Frequency Characteristics (Main Items)
BLM21BD Series



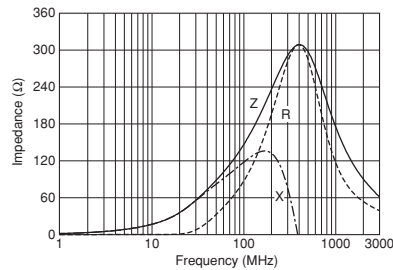
■ Impedance-Frequency Characteristics (Main Items)
BLM21BB Series



■ Impedance-Frequency Characteristics
BLM21BD121SN1



■ Impedance-Frequency Characteristics
BLM21BD151SN1



Continued on the following page. ↗

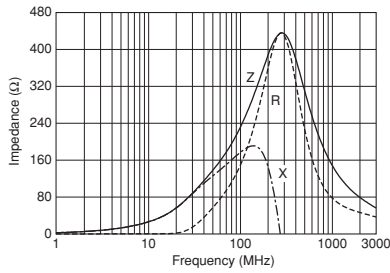
● This data sheet is applied for CHIP FERRITE BEAD used for General Electronics equipment for your design.

⚠ Note:

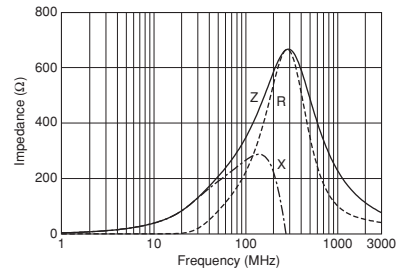
- This datasheet is downloaded from the website of Murata Manufacturing co., ltd. Therefore, it's specifications are subject to change or our products in it may be discontinued without advance notice. Please check with our sales representatives or product engineers before ordering.
- This datasheet has only typical specifications because there is no space for detailed specifications. Therefore, please approve our product specifications or transact the approval sheet for product specifications before ordering.

Continued from the preceding page.

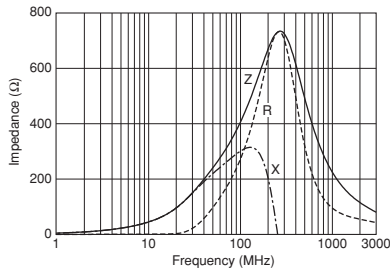
Impedance-Frequency Characteristics
BLM21BD221SN1



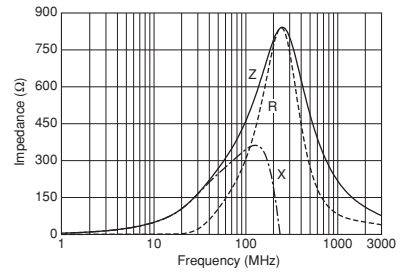
Impedance-Frequency Characteristics
BLM21BD331SN1



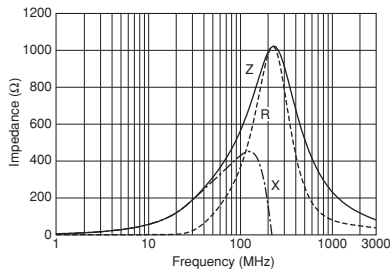
Impedance-Frequency Characteristics
BLM21BD421SN1



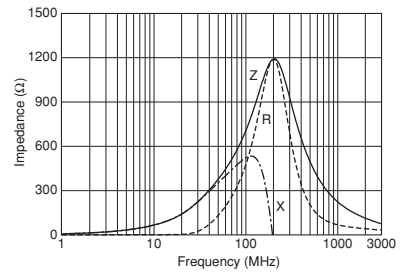
Impedance-Frequency Characteristics
BLM21BD471SN1



Impedance-Frequency Characteristics
BLM21BD601SN1



Impedance-Frequency Characteristics
BLM21BD751SN1



Continued on the following page.

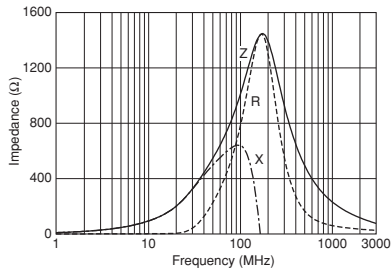
● This data sheet is applied for CHIP FERRITE BEAD used for General Electronics equipment for your design.

Note:

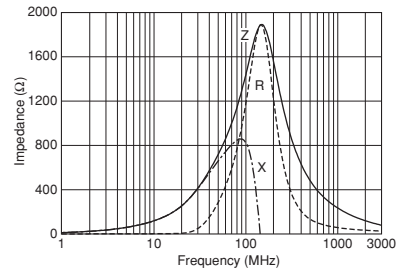
1. This datasheet is downloaded from the website of Murata Manufacturing Co., Ltd. Therefore, its specifications are subject to change or our products in it may be discontinued without advance notice. Please check with our sales representatives or product engineers before ordering.
2. This datasheet has only typical specifications because there is no space for detailed specifications. Therefore, please approve our product specifications or transact the approval sheet for product specifications before ordering.

Continued from the preceding page.

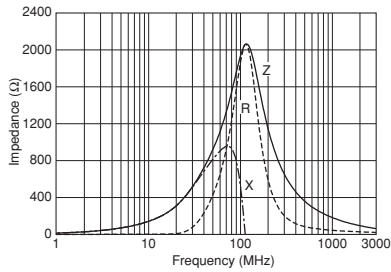
Impedance-Frequency Characteristics
BLM21BD102SN1



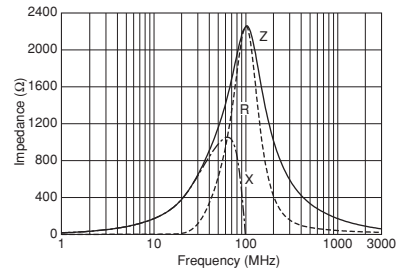
Impedance-Frequency Characteristics
BLM21BD152SN1



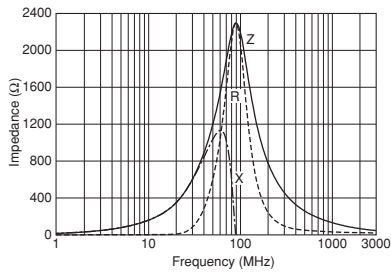
Impedance-Frequency Characteristics
BLM21BD182SN1



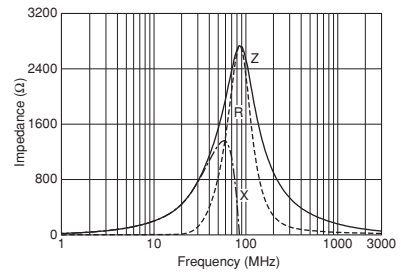
Impedance-Frequency Characteristics
BLM21BD222TN1



Impedance-Frequency Characteristics
BLM21BD222SN1



Impedance-Frequency Characteristics
BLM21BD272SN1



Continued on the following page.

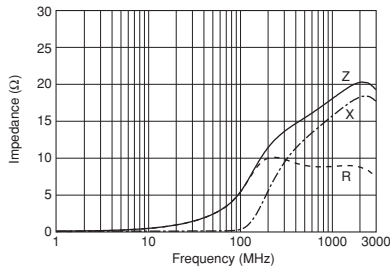
● This data sheet is applied for CHIP FERRITE BEAD used for General Electronics equipment for your design.

Note:

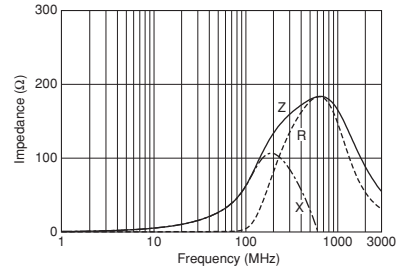
1. This datasheet is downloaded from the website of Murata Manufacturing co., ltd. Therefore, it's specifications are subject to change or our products in it may be discontinued without advance notice. Please check with our sales representatives or product engineers before ordering.
2. This datasheet has only typical specifications because there is no space for detailed specifications. Therefore, please approve our product specifications or transact the approval sheet for product specifications before ordering.

Continued from the preceding page.

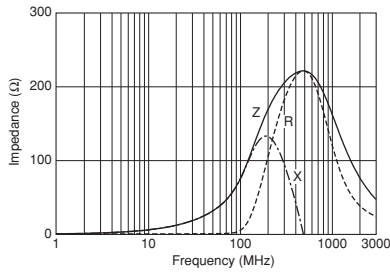
Impedance-Frequency Characteristics
BLM21BB050SN1



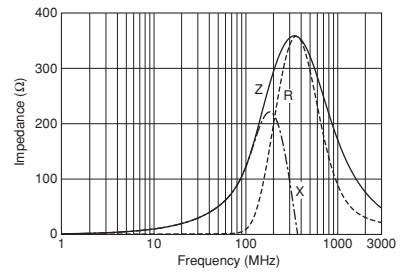
Impedance-Frequency Characteristics
BLM21BB600SN1



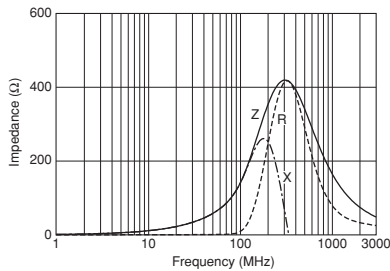
Impedance-Frequency Characteristics
BLM21BB750SN1



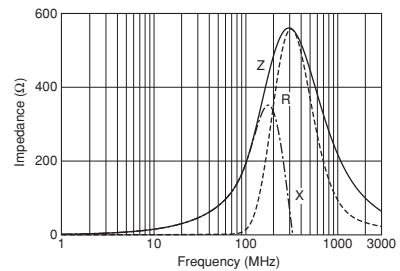
Impedance-Frequency Characteristics
BLM21BB121SN1



Impedance-Frequency Characteristics
BLM21BB151SN1



Impedance-Frequency Characteristics
BLM21BB201SN1



Continued on the following page.

● This data sheet is applied for CHIP FERRITE BEAD used for General Electronics equipment for your design.

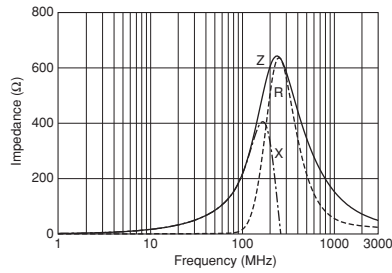
Note:

1. This datasheet is downloaded from the website of Murata Manufacturing Co., Ltd. Therefore, its specifications are subject to change or our products in it may be discontinued without advance notice. Please check with our sales representatives or product engineers before ordering.
2. This datasheet has only typical specifications because there is no space for detailed specifications. Therefore, please approve our product specifications or transact the approval sheet for product specifications before ordering.

Continued from the preceding page.

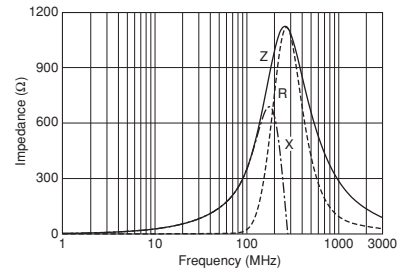
Impedance-Frequency Characteristics

BLM21BB221SN1



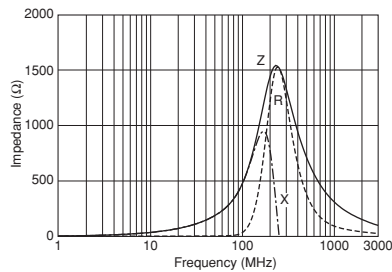
Impedance-Frequency Characteristics

BLM21BB331SN1



Impedance-Frequency Characteristics

BLM21BB471SN1



Caution/Notice

Caution (Rating)

Do not use products beyond the rated current as this may create excessive heat and deteriorate the insulation resistance.

Notice

Solderability of Tin plating termination chip might be deteriorated when low temperature soldering profile where peak solder temperature is below the Tin melting point is used. Please confirm the solderability of Tin plating termination chip before use.

● This data sheet is applied for CHIP FERRITE BEAD used for General Electronics equipment for your design.

Note:

1. This datasheet is downloaded from the website of Murata Manufacturing Co., Ltd. Therefore, its specifications are subject to change or our products in it may be discontinued without advance notice. Please check with our sales representatives or product engineers before ordering.
2. This datasheet has only typical specifications because there is no space for detailed specifications. Therefore, please approve our product specifications or transact the approval sheet for product specifications before ordering.