


# Wire Wound SMD Power Inductors – SWPA Series

Operating temperature range: -40°C~+125°C (Including self-heating)



## FEATURES

- Magnetic-resin shielded construction reduces buzz noise to ultra-low levels
- Metallization on ferrite core results in excellent shock resistance and damage-free durability
- Closed magnetic circuit design reduces leakage flux and Electro Magnetic Interference (EMI)
- 30% higher current rating than conventional inductors of equal size
- Takes up less PCB real estate and save more power

## APPLICATIONS

- LED Lighting
- Next-generation mobile devices with multifunction such as mobile TV and digital movie cameras
- Flat-screen TVs, blue-ray disc recorders, set top box
- Notebooks, desktop computers, servers, graphic cards cards
- Portable gaming devices, personal navigation systems, personal multimedia devices
- Automotive systems
- Telecomm base stations

## PRODUCT IDENTIFICATION

### SWPA

①

① Type	
SWPA	Wire Wound SMD Power Inductor

### 3012

②

③ Feature Type	
S	Standard

### S

③

④ Nominal Inductance	
Example	Nominal Value
1R0	1.0μH
100	10μH

⑤ Inductance Tolerance	
K	±10%
M	±20%
N	±30%

### 1R0

④

### N

⑤

### T

⑥

② External Dimensions (L×W×H) [mm]	
252010	2.5×2.0×1.0
252012	2.5×2.0×1.2
3010	3.0×3.0×1.0
3012	3.0×3.0×1.2
3015	3.0×3.0×1.5
4010	4.0×4.0×1.0
4012	4.0×4.0×1.2
4018	4.0×4.0×1.8
4020	4.0×4.0×2.0
4026	4.0×4.0×2.6
4030	4.0×4.0×3.0
5012	5.0×5.0×1.2
5020	5.0×5.0×2.0
5040	5.0×5.0×4.0
6020	6.0×6.0×2.0
6028	6.0×6.0×2.8
6045	6.0×6.0×4.5
8040	8.0×8.0×4.0
8050	8.0×8.0×5.0
8065	8.0×8.0×6.5

⑥ Packing	
T	Tape Carrier Package

# SHAPE AND DIMENSIONS

Fig.1

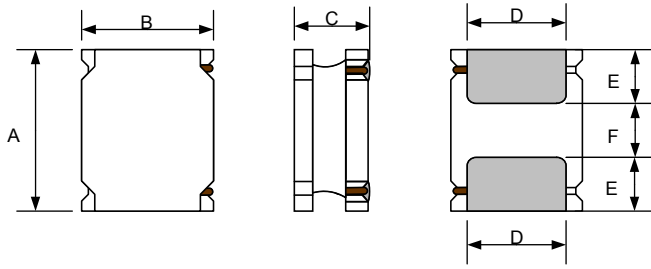


Fig.2

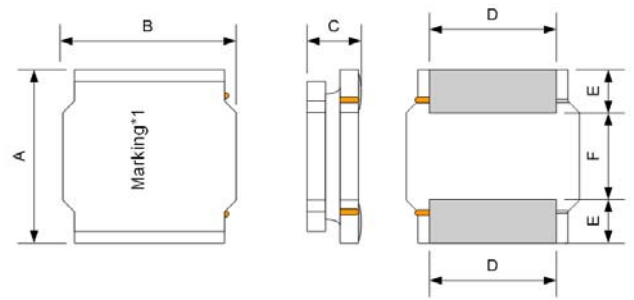
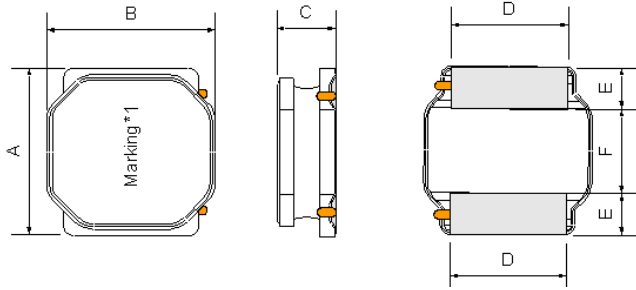
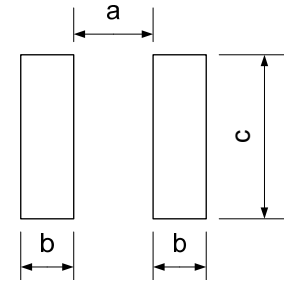


Fig.3



Recommended Land Pattern



Unit: mm

Series	Shape	A	B	C	D	E	F	a Typ.	b Typ.	c Typ.
SWPA252010S	Fig.1	2.5±0.1	2.0±0.1	1.0Max.	1.5±0.2	0.80±0.2	0.80±0.2	0.80	0.85	2.0
SWPA252012S	Fig.1	2.5±0.1	2.0±0.1	1.2Max.	1.5±0.2	0.80±0.2	0.80±0.2	0.80	0.85	2.0
SWPA3010S	Fig.2	3.0±0.2	3.0±0.2	1.0Max.	2.5±0.2	0.75±0.2	1.5±0.2	1.5	0.8	2.7
SWPA3012S	Fig.2	3.0±0.2	3.0±0.2	1.2Max.	2.5±0.2	0.75±0.2	1.5±0.2	1.5	0.8	2.7
SWPA3015S	Fig.2	3.0±0.2	3.0±0.2	1.5Max.	2.5±0.2	0.75±0.2	1.5±0.2	1.5	0.8	2.7
SWPA4010S	Fig.2	4.0±0.2	4.0±0.2	1.0Max.	3.3±0.2	0.95±0.2	2.1±0.2	1.9	1.1	3.7
SWPA4012S	Fig.2	4.0±0.2	4.0±0.2	1.2Max.	3.3±0.2	0.95±0.2	2.1±0.2	1.9	1.1	3.7
SWPA4018S	Fig.2	4.0±0.2	4.0±0.2	1.8Max.	3.3±0.2	0.95±0.2	2.1±0.2	1.9	1.1	3.7
SWPA4020S	Fig.2	4.0±0.2	4.0±0.2	2.0Max.	3.3±0.2	0.95±0.2	2.1±0.2	1.9	1.1	3.7
SWPA4026S	Fig.2	4.0±0.2	4.0±0.2	2.6Max.	3.3±0.2	0.95±0.2	2.1±0.2	1.9	1.1	3.7
SWPA4030S	Fig.2	4.0±0.2	4.0±0.2	3.0Max.	3.3±0.2	0.95±0.2	2.1±0.2	1.9	1.1	3.7
SWPA5012S	Fig.3	5.0±0.2	5.0±0.2	1.2Max.	4.0±0.2	1.25±0.2	2.5±0.2	2.3	1.4	4.2
SWPA5020S	Fig.3	5.0±0.2	5.0±0.2	2.0Max.	4.0±0.2	1.25±0.2	2.5±0.2	2.3	1.4	4.2
SWPA5040S	Fig.3	5.0±0.2	5.0±0.2	4.0Max.	4.0±0.2	1.25±0.2	2.5±0.2	2.3	1.4	4.2
SWPA6020S	Fig.2	6.0±0.3	6.0±0.3	2.0Max.	4.9±0.3	1.55±0.3	2.9±0.3	2.8	1.7	5.7
SWPA6028S	Fig.2	6.0±0.3	6.0±0.3	2.8Max.	4.9±0.3	1.55±0.3	2.9±0.3	2.8	1.7	5.7
SWPA6045S	Fig.2	6.0±0.3	6.0±0.3	4.5Max.	4.9±0.3	1.55±0.3	2.9±0.3	2.8	1.7	5.7
SWPA8040S	Fig.2	8.0±0.3	8.0±0.3	4.2Max.	6.3±0.3	2.00±0.3	4.0±0.3	3.8	2.2	7.5
SWPA8050S	Fig.3	8.0±0.3	8.0±0.3	5.0Max.	6.3±0.3	2.00±0.3	4.0±0.3	3.8	2.2	7.5
SWPA8065S	Fig.3	8.0±0.3	8.0±0.3	6.5Max.	6.3±0.3	2.00±0.3	4.0±0.3	3.8	2.2	7.5

※\*1: All products are printed with Marking except the 252010S, 252012S, 3010S, 3012S and 3015S series.

## SPECIFICATIONS

### SWPA252010S Series

Part Number	Inductance @100kHz,1V	DC Resistance (±20%)		Min. Self-resonant Frequency	Saturation Current		Heat Rating Current	
		Max.	Typ.		Max.	Typ.	Max.	Typ.
Units	µH	Ω		MHz	A		A	
Symbol	L	DCR		S.R.F	Isat		I <sub>rms</sub>	
SWPA252010SR47NT	0.47±30%	0.056	0.047	206	2.50	3.35	2.35	2.56
SWPA252010SR56NT	0.56±30%	0.072	0.060	160	2.90	3.20	2.00	2.18
SWPA252010SR68NT	0.68±30%	0.074	0.062	129	2.20	2.75	2.00	2.18
SWPA252010S1R0NT	1.0±30%	0.108	0.090	100	1.85	2.20	1.65	1.80
SWPA252010S1R5NT	1.5±30%	0.182	0.152	81	1.80	2.10	1.30	1.42
SWPA252010S2R2NT	2.2±30%	0.209	0.174	61	1.20	1.60	1.20	1.31
SWPA252010S3R3MT	3.3±20%	0.328	0.273	47	1.05	1.30	0.90	0.98
SWPA252010S4R7MT	4.7±20%	0.563	0.469	42	0.95	1.15	0.70	0.76
SWPA252010S5R6MT	5.6±20%	0.563	0.469	35	0.80	0.95	0.73	0.80
SWPA252010S6R8MT	6.8±20%	0.896	0.747	31	0.78	0.92	0.59	0.64
SWPA252010S100MT	10±20%	1.092	0.910	27	0.65	0.78	0.50	0.55

### SWPA252012S Series

Part Number	Inductance @100kHz,1V	DC Resistance (±30%)		Min. Self-resonant Frequency	Saturation Current		Heat Rating Current	
		Max.	Typ.		Max.	Typ.	Max.	Typ.
Units	µH	Ω		MHz	A		A	
Symbol	L	DCR		S.R.F	Isat		I <sub>rms</sub>	
SWPA252012SR47NT	0.47±30%	0.061	0.047	160	3.82	4.27	2.15	2.34
SWPA252012SR68NT	0.68±30%	0.074	0.057	140	3.28	3.68	1.95	2.13
SWPA252012S1R0NT	1.0±30%	0.090	0.069	110	2.59	2.90	1.93	2.10
SWPA252012S1R2NT	1.2±30%	0.129	0.099	100	2.38	2.67	1.46	1.59
SWPA252012S1R5MT	1.5±20%	0.147	0.113	97	2.24	2.51	1.40	1.53
SWPA252012S2R2MT	2.2±20%	0.216	0.166	69	1.85	2.07	1.15	1.25
SWPA252012S2R7MT	2.7±20%	0.239	0.184	63	1.72	1.92	1.09	1.19
SWPA252012S3R3MT	3.3±20%	0.264	0.203	62	1.61	1.80	1.04	1.13
SWPA252012S3R6MT	3.6±20%	0.348	0.268	53	1.46	1.64	0.90	0.98
SWPA252012S4R3MT	4.3±20%	0.377	0.290	51	1.37	1.53	0.87	0.95
SWPA252012S4R7MT	4.7±20%	0.377	0.290	47	1.12	1.25	0.84	0.92
SWPA252012S5R1MT	5.1±20%	0.500	0.385	44	1.23	1.37	0.75	0.82
SWPA252012S5R6MT	5.6±20%	0.538	0.414	38	1.11	1.25	0.73	0.80
SWPA252012S6R2MT	6.2±20%	0.542	0.417	38	1.03	1.16	0.73	0.80
SWPA252012S6R8MT	6.8±20%	0.581	0.447	38	0.98	1.09	0.69	0.75
SWPA252012S7R5MT	7.5±20%	0.611	0.470	35	0.97	1.09	0.68	0.74
SWPA252012S8R2MT	8.2±20%	0.658	0.506	36	0.98	1.10	0.65	0.71
SWPA252012S9R1MT	9.1±20%	0.690	0.531	34	0.91	1.02	0.62	0.68
SWPA252012S100MT	10±20%	0.690	0.531	34	0.79	0.88	0.62	0.68
SWPA252012S120MT	12±20%	1.075	0.827	28	0.78	0.88	0.51	0.56
SWPA252012S150MT	15±20%	1.591	1.224	25	0.68	0.77	0.42	0.46
SWPA252012S220MT	22±20%	1.976	1.520	20	0.53	0.59	0.38	0.41

# SPECIFICATIONS

## SWPA3010S Series

Part Number	Inductance @100kHz,1V	DC Resistance 直流电阻 (±30%)	Min. Self-resonant Frequency	Saturation Current	Heat Rating Current
Units	μH	Ω	MHz	A	A
Symbol	L	DCR	S.R.F	Isat	Irms
SWPA3010S1R0NT	1.0±30%	0.065	180	1.40	1.45
SWPA3010S1R2NT	1.2±30%	0.065	137	1.25	1.45
SWPA3010S1R5NT	1.5±30%	0.080	120	1.27	1.30
SWPA3010S2R2NT	2.2±30%	0.110	100	1.15	1.09
SWPA3010S2R7NT	2.7±30%	0.130	90	1.00	1.02
SWPA3010S3R3NT	3.3±30%	0.145	74	0.97	0.96
SWPA3010S3R6MT	3.6±20%	0.165	67	0.95	0.90
SWPA3010S4R7MT	4.7±20%	0.225	59	0.75	0.77
SWPA3010S5R6MT	5.6±20%	0.248	40	0.58	0.70
SWPA3010S6R8MT	6.8±20%	0.305	42	0.55	0.66
SWPA3010S8R2MT	8.2±20%	0.400	23	0.55	0.58
SWPA3010S100MT	10±20%	0.400	39	0.55	0.58
SWPA3010S120MT	12±20%	0.505	36	0.43	0.52
SWPA3010S150MT	15±20%	0.610	30	0.42	0.47
SWPA3010S220MT	22±20%	0.930	28	0.35	0.38
SWPA3010S270MT	27±20%	1.080	25	0.30	0.35
SWPA3010S330MT	33±20%	1.550	18	0.29	0.30
SWPA3010S390MT	39±20%	1.750	18	0.28	0.28
SWPA3010S430MT	43±20%	1.800	18	0.23	0.27
SWPA3010S470MT	47±20%	1.950	18	0.22	0.26
SWPA3010S510MT	51±20%	2.200	18	0.21	0.25
SWPA3010S560MT	56±20%	2.320	16	0.21	0.24

## SWPA3012S Series

Part Number	Inductance @100kHz,1V	DC Resistance (±30%)	Min. Self-resonant Frequency	Saturation Current	Heat Rating Current
Units	μH	Ω	MHz	A	A
Symbol	L	DCR	S.R.F	Isat	Irms
SWPA3012SR22NT	0.22±30%	0.017	321	5.30	3.00
SWPA3012SR82NT	0.82±30%	0.030	180	2.05	2.47
SWPA3012S1R0NT	1.0±30%	0.040	120	1.87	2.20
SWPA3012S1R2NT	1.2±30%	0.045	120	2.22	2.01
SWPA3012S1R5NT	1.5±30%	0.045	110	1.62	2.01
SWPA3012S1R8NT	1.8±30%	0.063	90	1.30	1.65
SWPA3012S2R2NT	2.2±30%	0.075	84	1.20	1.55
SWPA3012S2R4NT	2.4±30%	0.068	100	1.15	1.60
SWPA3012S2R7NT	2.7±30%	0.085	65	1.14	1.48
SWPA3012S3R3MT	3.3±20%	0.100	64	1.05	1.36
SWPA3012S3R6MT	3.6±20%	0.100	36	1.05	1.36
SWPA3012S3R9MT	3.9±20%	0.145	61	1.00	1.24
SWPA3012S4R7MT	4.7±20%	0.120	61	0.90	1.24
SWPA3012S6R8MT	6.8±20%	0.190	61	0.75	0.98
SWPA3012S100MT	10±20%	0.265	42	0.60	0.83
SWPA3012S120MT	12±20%	0.345	32	0.48	0.73
SWPA3012S150MT	15±20%	0.360	27	0.45	0.71
SWPA3012S180MT	18±20%	0.545	25	0.43	0.58
SWPA3012S220MT	22±20%	0.645	23	0.42	0.53
SWPA3012S270MT	27±20%	0.870	21	0.35	0.47

## SPECIFICATIONS

### SWPA3012S Series

Part Number	Inductance @100kHz,1V	DC Resistance (±30%)	Min. Self-resonant Frequency	Saturation Current	Heat Rating Current
Units	μH	Ω	MHz	A	A
Symbol	L	DCR	S.R.F	Isat	Irms
SWPA3012S330MT	33±20%	0.875	18	0.36	0.46
SWPA3012S360MT	36±20%	0.950	18	0.34	0.44
SWPA3012S390MT	39±20%	1.330	18	0.30	0.37
SWPA3012S470MT	47±20%	1.450	14	0.27	0.35
SWPA3012S680MT	68±20%	1.670	12	0.24	0.33
SWPA3012S820MT	82±20%	2.540	12	0.17	0.27
SWPA3012S101MT	100±20%	2.860	12	0.21	0.25

### SWPA3015S Series

Part Number	Inductance @100kHz,1V	DC Resistance (±30%)	Min. Self-resonant Frequency	Saturation Current	Heat Rating Current
Units	μH	Ω	MHz	A	A
Symbol	L	DCR	S.R.F	Isat	Irms
SWPA3015SR50NT	0.5±30%	0.030	162	3.90	2.60
SWPA3015S1R0NT	1.0±30%	0.030	150	2.32	2.35
SWPA3015S1R2NT	1.2±30%	0.040	110	2.21	1.95
SWPA3015S1R5NT	1.5±30%	0.050	100	2.30	1.70
SWPA3015S1R8NT	1.8±30%	0.050	92	1.75	1.70
SWPA3015S2R2NT	2.2±30%	0.060	86	1.60	1.60
SWPA3015S2R7NT	2.7±30%	0.075	64	1.52	1.43
SWPA3015S3R3MT	3.3±20%	0.080	68	1.32	1.36
SWPA3015S3R6MT	3.6±20%	0.105	59	1.28	1.20
SWPA3015S3R9MT	3.9±20%	0.105	47	1.20	1.20
SWPA3015S4R3MT	4.3±20%	0.115	53	1.20	1.14
SWPA3015S4R7MT	4.7±20%	0.125	46	1.10	1.09
SWPA3015S5R1MT	5.1±20%	0.133	49	1.00	1.05
SWPA3015S6R2MT	6.2±20%	0.195	46	1.00	0.86
SWPA3015S6R8MT	6.8±20%	0.200	39	0.85	0.85
SWPA3015S100MT	10±20%	0.250	41	0.72	0.77
SWPA3015S120MT	12±20%	0.320	32	0.70	0.68
SWPA3015S150MT	15±20%	0.350	30	0.66	0.65
SWPA3015S180MT	18±20%	0.430	23	0.56	0.59
SWPA3015S220MT	22±20%	0.460	23	0.52	0.57
SWPA3015S270MT	27±20%	0.730	22	0.48	0.45
SWPA3015S330MT	33±20%	0.820	20	0.44	0.43
SWPA3015S390MT	39±20%	0.995	14	0.41	0.39
SWPA3015S430MT	43±20%	1.060	16	0.37	0.37
SWPA3015S470MT	47±20%	1.250	14	0.35	0.35
SWPA3015S560MT	56±20%	1.280	13	0.33	0.34
SWPA3015S620MT	62±20%	1.610	13	0.30	0.30
SWPA3015S680MT	68±20%	2.700	11	0.28	0.23
SWPA3015S101MT	100±20%	3.110	100	0.23	0.21
SWPA3015S151MT	150±20%	3.800	150	0.18	0.19

## SPECIFICATIONS

### SWPA4010S Series

Part Number	Inductance @100kHz,1V	DC Resistance (±30%)	Min. Self-resonant Frequency	Saturation Current	Heat Rating Current
Units	μH	Ω	MHz	A	A
Symbol	L	DCR	S.R.F	Isat	Irms
SWPA4010S1R0NT	1.0±30%	0.056	116	2.00	1.90
SWPA4010S1R5NT	1.5±30%	0.070	94	1.68	1.70
SWPA4010S2R2MT	2.2±20%	0.085	73	1.20	1.50
SWPA4010S3R3MT	3.3±20%	0.100	58	1.10	1.40
SWPA4010S4R7MT	4.7±20%	0.140	47	0.95	1.20
SWPA4010S6R8MT	6.8±20%	0.200	38	0.80	1.00
SWPA4010S100MT	10±20%	0.300	31	0.62	0.75
SWPA4010S150MT	15±20%	0.430	24	0.54	0.60
SWPA4010S220MT	22±20%	0.570	19	0.45	0.50

### SWPA4012S Series

Part Number	Inductance @100kHz,1V	DC Resistance (±30%)	Min. Self-resonant Frequency	Saturation Current	Heat Rating Current
Units	μH	Ω	MHz	A	A
Symbol	L	DCR	S.R.F	Isat	Irms
SWPA4012SR82NT	0.82±30%	0.050	150	3.02	1.65
SWPA4012S1R0NT	1.0±30%	0.050	120	2.61	1.65
SWPA4012S1R5NT	1.5±30%	0.065	90	2.10	1.46
SWPA4012S1R8NT	1.8±30%	0.080	88	2.12	1.32
SWPA4012S2R2NT	2.2±30%	0.080	74	1.76	1.32
SWPA4012S2R7NT	2.7±30%	0.090	71	1.90	1.25
SWPA4012S3R3NT	3.3±30%	0.110	60	1.72	1.12
SWPA4012S3R6NT	3.6±30%	0.110	57	1.20	1.12
SWPA4012S4R3NT	4.3±30%	0.140	54	1.58	1.00
SWPA4012S4R7NT	4.7±30%	0.125	50	1.15	1.05
SWPA4012S5R1NT	5.1±30%	0.155	50	1.55	0.95
SWPA4012S5R6NT	5.6±30%	0.140	42	1.00	1.00
SWPA4012S6R8MT	6.8±20%	0.198	40	0.85	0.84
SWPA4012S100MT	10±20%	0.265	33	0.80	0.77
SWPA4012S120MT	12±20%	0.290	32	0.66	0.70
SWPA4012S150MT	15±20%	0.340	25	0.56	0.64
SWPA4012S180MT	18±20%	0.470	23	0.55	0.55
SWPA4012S220MT	22±20%	0.587	20	0.46	0.49
SWPA4012S270MT	27±20%	0.720	18	0.50	0.45
SWPA4012S330MT	33±20%	0.810	17	0.42	0.42
SWPA4012S360MT	36±20%	0.900	14	0.40	0.40
SWPA4012S390MT	39±20%	1.100	16	0.55	0.37
SWPA4012S470MT	47±20%	1.100	12	0.35	0.37
SWPA4012S560MT	56±20%	1.250	11	0.33	0.33
SWPA4012S680MT	68±20%	1.950	11	0.38	0.27
SWPA4012S820MT	82±20%	2.140	11	0.28	0.26
SWPA4012S101MT	100±20%	2.210	9.4	0.25	0.25

## SPECIFICATIONS

### SWPA4018S Series

Part Number	Inductance @100kHz,1V	DC Resistance (±30%)	Min. Self-resonant Frequency	Saturation Current	Heat Rating Current
Units	μH	Ω	MHz	A	A
Symbol	L	DCR	S.R.F	Isat	Irms
SWPA4018SR47NT	0.47±30%	0.018	155	4.30	4.0
SWPA4018SR68NT	0.68±30%	0.028	128	4.90	3.30
SWPA4018S1R0NT	1.0±30%	0.025	80	4.80	2.00
SWPA4018S1R5NT	1.5±30%	0.030	65	3.35	1.80
SWPA4018S1R8NT	1.8±30%	0.044	54	3.00	2.00
SWPA4018S2R2MT	2.2±20%	0.045	52	2.70	1.65
SWPA4018S3R3MT	3.3±20%	0.070	44	2.45	1.23
SWPA4018S4R7MT	4.7±20%	0.090	34	1.70	1.20
SWPA4018S6R8MT	6.8±20%	0.110	29	1.45	1.06
SWPA4018S100MT	10±20%	0.180	24	1.30	0.84
SWPA4018S150MT	15±20%	0.250	19	0.94	0.65
SWPA4018S220MT	22±20%	0.360	16	0.80	0.59
SWPA4018S330MT	33±20%	0.530	12	0.56	0.49
SWPA4018S470MT	47±20%	0.650	10	0.57	0.42
SWPA4018S680MT	68±20%	1.000	8.3	0.47	0.32
SWPA4018S101MT	100±20%	1.750	6.5	0.40	0.25
SWPA4018S151MT	150±20%	2.500	5.5	0.31	0.22
SWPA4018S221MT	220±20%	4.000	4.0	0.27	0.17

### SWPA4020S Series

Part Number	Inductance @100kHz,1V	DC Resistance (±30%)	Min. Self-resonant Frequency	Saturation Current	Heat Rating Current
Units	μH	Ω	MHz	A	A
Symbol	L	DCR	S.R.F	Isat	Irms
SWPA4020SR24NT	0.24±30%	0.011	283	10.5	4.50
SWPA4020SR33NT	0.33±30%	0.013	223	7.50	3.30
SWPA4020SR47NT	0.47±30%	0.022	160	7.00	3.30
SWPA4020SR68NT	0.68±30%	0.028	120	6.40	2.80
SWPA4020S1R0NT	1.0±30%	0.029	75	4.78	2.15
SWPA4020S1R2NT	1.2±30%	0.029	72	5.10	2.15
SWPA4020S1R5NT	1.5±30%	0.035	71	4.45	1.98
SWPA4020S2R2NT	2.2±30%	0.040	49	3.40	1.85
SWPA4020S3R3MT	3.3±20%	0.070	44	3.20	1.40
SWPA4020S3R6MT	3.6±20%	0.055	49	2.80	1.54
SWPA4020S4R7MT	4.7±20%	0.075	42	2.35	1.34
SWPA4020S5R1MT	5.1±20%	0.085	42	2.30	1.27
SWPA4020S5R6MT	5.6±20%	0.090	30	2.20	1.22
SWPA4020S6R2MT	6.2±20%	0.115	36	2.15	1.08
SWPA4020S6R8MT	6.8±20%	0.125	33	2.20	1.04
SWPA4020S7R5MT	7.5±20%	0.115	30	1.85	1.08
SWPA4020S8R2MT	8.2±20%	0.125	27	1.75	1.04
SWPA4020S100MT	10±20%	0.165	26	1.60	0.90
SWPA4020S120MT	12±20%	0.175	26	1.50	0.88
SWPA4020S150MT	15±20%	0.230	24	1.35	0.77
SWPA4020S220MT	22±20%	0.350	15	1.05	0.62
SWPA4020S270MT	27±20%	0.545	14	1.02	0.50
SWPA4020S330MT	33±20%	0.550	11	0.85	0.49
SWPA4020S390MT	39±20%	0.650	11	0.82	0.46
SWPA4020S430MT	43±20%	0.660	10	0.77	0.45
SWPA4020S470MT	47±20%	0.710	10	0.74	0.44



Specifications subject to change without notice. Please check our website for latest information. Revised 2015/04/08



## SPECIFICATIONS

### SWPA4020S Series

Part Number	Inductance @100kHz,1V	DC Resistance (±30%)	Min. Self-resonant Frequency	Saturation Current	Heat Rating Current
Units	μH	Ω	MHz	A	A
Symbol	L	DCR	S.R.F	Isat	Irms
SWPA4020S510MT	51±20%	0.750	10	0.70	0.42
SWPA4020S560MT	56±20%	0.800	10	0.66	0.41
SWPA4020S620MT	62±20%	0.900	9.6	0.65	0.39
SWPA4020S680MT	68±20%	1.060	7.7	0.61	0.36
SWPA4020S750MT	75±20%	1.160	7.7	0.70	0.35
SWPA4020S820MT	82±20%	1.170	7.2	0.50	0.34
SWPA4020S101MT	100±20%	1.550	6.3	0.48	0.31

### SWPA4026S Series

Part Number	Inductance @100kHz,1V	DC Resistance (±30%)	Min. Self-resonant Frequency	Saturation Current	Heat Rating Current
Units	μH	Ω	MHz	A	A
Symbol	L	DCR	S.R.F	Isat	Irms
SWPA4026S1R2NT	1.2±30%	0.030	120	3.10	2.30
SWPA4026S1R5NT	1.5±30%	0.030	100	2.40	2.30
SWPA4026S2R2MT	2.2±20%	0.040	96	2.10	2.00
SWPA4026S3R3MT	3.3±20%	0.050	58	1.80	1.70
SWPA4026S4R7MT	4.7±20%	0.055	46	1.45	1.60
SWPA4026S6R8MT	6.8±20%	0.065	33	1.30	1.50
SWPA4026S100MT	10±20%	0.085	26	1.00	1.30
SWPA4026S150MT	15±20%	0.110	19	0.90	1.10
SWPA4026S220MT	22±20%	0.165	13	0.60	0.90
SWPA4026S330MT	33±20%	0.270	9	0.55	0.70
SWPA4026S470MT	47±20%	0.300	6	0.40	0.65

### SWPA4030S Series

Part Number	Inductance @100kHz,1V	DC Resistance (±30%)	Min. Self-resonant Frequency	Saturation Current	Heat Rating Current
Units	μH	Ω	MHz	A	A
Symbol	L	DCR	S.R.F	Isat	Irms
SWPA4030SR68NT	0.68±30%	0.010	130	6.80	4.56
SWPA4030SR91NT	0.91±30%	0.013	100	6.25	4.15
SWPA4030S1R0NT	1.0±30%	0.014	70	5.26	4.15
SWPA4030S1R2NT	1.2±30%	0.015	80	5.80	3.82
SWPA4030S1R5NT	1.5±30%	0.020	62	4.84	3.34
SWPA4030S1R8NT	1.8±30%	0.025	60	5.40	3.20
SWPA4030S2R2NT	2.2±30%	0.030	52	4.90	2.95
SWPA4030S3R3MT	3.3±20%	0.040	38	3.30	2.40
SWPA4030S3R9MT	3.9±20%	0.057	32	3.00	2.10
SWPA4030S4R3MT	4.3±20%	0.055	37	2.95	2.10
SWPA4030S4R7MT	4.7±20%	0.060	31	2.90	2.00
SWPA4030S5R6MT	5.6±20%	0.065	30	2.60	1.95
SWPA4030S6R8MT	6.8±20%	0.090	24	2.75	1.60
SWPA4030S7R5MT	7.5±20%	0.085	26	2.20	1.65
SWPA4030S8R2MT	8.2±20%	0.090	26	2.10	1.60
SWPA4030S100MT	10±20%	0.100	21	1.95	1.50
SWPA4030S120MT	12±20%	0.135	18	1.70	1.30
SWPA4030S150MT	15±20%	0.190	16	1.65	1.11
SWPA4030S180MT	18±20%	0.200	10	1.40	1.10



Specifications subject to change without notice. Please check our website for latest information. Revised 2015/04/08



## SPECIFICATIONS

### SWPA4030S Series

Part Number	Inductance @100kHz,1V	DC Resistance (±30%)	Min. Self-resonant Frequency	Saturation Current	Heat Rating Current
Units	μH	Ω	MHz	A	A
Symbol	L	DCR	S.R.F	Isat	Irms
SWPA4030S220MT	22±20%	0.225	10	1.30	1.00
SWPA4030S330MT	33±20%	0.330	10	1.10	0.84
SWPA4030S360MT	36±20%	0.335	9.8	1.05	0.83
SWPA4030S390MT	39±20%	0.435	10	1.03	0.73
SWPA4030S470MT	47±20%	0.445	8.4	0.95	0.72
SWPA4030S510MT	51±20%	0.470	8.4	0.90	0.70
SWPA4030S560MT	56±20%	0.555	8.4	0.85	0.65
SWPA4030S620MT	62±20%	0.585	7	0.80	0.63
SWPA4030S680MT	68±20%	0.868	7	0.72	0.52
SWPA4030S750MT	75±20%	1.020	6.3	0.70	0.48
SWPA4030S820MT	82±20%	1.060	5.6	0.66	0.47
SWPA4030S910MT	91±20%	1.100	5.6	0.65	0.46
SWPA4030S101MT	100±20%	1.150	5.6	0.60	0.45
SWPA4030S121MT	120±20%	1.350	5.4	0.55	0.42
SWPA4030S151MT	150±20%	1.800	4	0.50	0.30
SWPA4030S471KT	470±10%	7.200	2	0.30	0.20
SWPA4030S501MT	500±20%	6.944	2	0.28	0.15
SWPA4030S681MT	680±20%	7.580	1.2	0.19	0.14

### SWPA5012S Series

Part Number	Inductance @100kHz,1V	DC Resistance (±30%)	Min. Self-resonant Frequency	Saturation Current	Heat Rating Current
Units	μH	Ω	MHz	A	A
Symbol	L	DCR	S.R.F	Isat	Irms
SWPA5012S1R0NT	1.0±30%	0.057	103	4.40	2.00
SWPA5012S1R5NT	1.5±30%	0.072	68	3.70	1.90
SWPA5012S2R2NT	2.2±30%	0.090	50	3.10	1.70
SWPA5012S3R3NT	3.3±30%	0.126	34	2.40	1.40
SWPA5012S4R7NT	4.7±30%	0.164	31	2.20	1.30
SWPA5012S6R8MT	6.8±20%	0.245	22	1.70	1.00
SWPA5012S100MT	10±20%	0.344	17	1.40	0.85
SWPA5012S150MT	15±20%	0.436	13	1.20	0.80
SWPA5012S220MT	22±20%	0.858	16	0.88	0.60

# SPECIFICATIONS

## SWPA5020S Series

Part Number	Inductance @100kHz,1V	DC Resistance (±30%)	Min. Self-resonant Frequency	Saturation Current	Heat Rating Current
Units	μH	Ω	MHz	A	A
Symbol	L	DCR	S.R.F	Isat	Irms
SWPA5020SR22NT	0.22±30%	0.009	280	9.00	5.30
SWPA5020SR24NT	0.24±30%	0.009	248	8.00	5.30
SWPA5020SR47NT	0.47±30%	0.013	160	6.15	4.60
SWPA5020SR56NT	0.56±30%	0.017	137	8.50	3.80
SWPA5020SR68MT	0.68±30%	0.017	120	5.50	4.00
SWPA5020SR75NT	0.75±30%	0.017	117	5.50	4.00
SWPA5020S1R0NT	1.0±30%	0.020	114	4.10	3.80
SWPA5020S1R2NT	1.2±30%	0.022	83	4.50	3.55
SWPA5020S1R5NT	1.5±30%	0.026	68	4.10	3.20
SWPA5020S2R2NT	2.2±30%	0.032	57	3.20	2.90
SWPA5020S2R7NT	2.7±30%	0.038	52	2.90	2.70
SWPA5020S3R0NT	3.0±30%	0.038	49	2.55	2.70
SWPA5020S3R3NT	3.3±30%	0.043	46	2.55	2.50
SWPA5020S3R6NT	3.6±30%	0.043	43	2.80	2.50
SWPA5020S3R9NT	3.9±30%	0.043	40	2.30	2.50
SWPA5020S4R3MT	4.3±20%	0.057	37	2.50	2.20
SWPA5020S4R7MT	4.7±20%	0.057	37	2.50	2.20
SWPA5020S5R1MT	5.1±20%	0.064	32	2.25	2.05
SWPA5020S5R6MT	5.6±20%	0.064	32	2.30	2.05
SWPA5020S6R8MT	6.8±20%	0.083	30	2.05	1.80
SWPA5020S7R5MT	7.5±20%	0.090	26	1.85	1.75
SWPA5020S8R2MT	8.2±20%	0.098	26	1.85	1.65
SWPA5020S9R1MT	9.1±20%	0.110	24	1.70	1.55
SWPA5020S100MT	10±20%	0.110	24	1.70	1.55
SWPA5020S120MT	12±20%	0.140	22	1.50	1.40
SWPA5020S150MT	15±20%	0.165	20	1.35	1.25
SWPA5020S180MT	18±20%	0.200	16	1.25	1.15
SWPA5020S220MT	22±20%	0.226	14	1.15	1.10
SWPA5020S330MT	33±20%	0.390	10	0.92	0.90
SWPA5020S470MT	47±20%	0.523	7	0.77	0.77
SWPA5020S560MT	56±20%	0.630	6	0.77	0.70
SWPA5020S680MT	68±20%	0.740	6	0.65	0.64
SWPA5020S820MT	82±20%	0.965	6	0.65	0.50
SWPA5020S101MT	100±20%	1.100	6	0.53	0.53
SWPA5020S121MT	120±20%	1.350	6	0.42	0.40
SWPA5020S201MT	200±20%	2.000	4.5	0.30	0.40

## SWPA5040S Series

Part Number	Inductance @100kHz,1V	DC Resistance (±30%)	Min. Self-resonant Frequency	Saturation Current	Heat Rating Current
Units	μH	Ω	MHz	A	A
Symbol	L	DCR	S.R.F	Isat	Irms
SWPA5040S1R0NT	1.0±30%	0.012	117	7.35	4.90
SWPA5040S1R2NT	1.2±30%	0.016	110	6.50	4.15
SWPA5040S1R5NT	1.5±30%	0.015	86	6.30	4.30
SWPA5040S1R8NT	1.8±20%	0.016	55	5.50	4.15
SWPA5040S2R2NT	2.2±30%	0.019	50	4.90	3.80
SWPA5040S2R7NT	2.7±30%	0.022	37	4.30	3.60

## SPECIFICATIONS

### SWPA5040S Series

Part Number	Inductance @100kHz,1V	DC Resistance (±30%)	Min. Self-resonant Frequency	Saturation Current	Heat Rating Current
Units	μH	Ω	MHz	A	A
Symbol	L	DCR	S.R.F	Isat	Irms
SWPA5040S3R0NT	3.0±30%	0.022	37	4.15	3.60
SWPA5040S3R3NT	3.3±30%	0.024	32	3.95	3.40
SWPA5040S3R9NT	3.9±30%	0.027	29	3.55	3.20
SWPA5040S4R7NT	4.7±30%	0.030	28	3.50	3.00
SWPA5040S5R6MT	5.6±20%	0.035	27	3.00	2.80
SWPA5040S6R8MT	6.8±20%	0.043	21	2.90	2.50
SWPA5040S8R2MT	8.2±20%	0.048	20	2.70	2.30
SWPA5040S100MT	10±20%	0.064	18	2.35	2.10
SWPA5040S150MT	15±20%	0.086	13	2.00	2.00
SWPA5040S220MT	22±20%	0.129	11	1.60	1.50
SWPA5040S330MT	33±20%	0.188	9	1.30	1.20
SWPA5040S470MT	47±20%	0.272	7	1.10	1.00
SWPA5040S680MT	68±20%	0.400	6	0.90	0.80
SWPA5040S101MT	100±20%	0.560	5	0.75	0.70
SWPA5040S151MT	150±20%	0.750	3.7	0.65	0.60

### SWPA6020S Series

Part Number	Inductance @100kHz,1V	DC Resistance (±30%)	Min. Self-resonant Frequency	Saturation Current	Heat Rating Current
Units	μH	Ω	MHz	A	A
Symbol	L	DCR	S.R.F	Isat	Irms
SWPA6020SR50NT	0.50±30%	0.014	120	4.50	4.00
SWPA6020SR68NT	0.68±30%	0.017	115	6.55	3.80
SWPA6020SR82NT	0.82±30%	0.017	110	5.30	3.80
SWPA6020S1R0NT	1.0±30%	0.020	100	4.15	3.50
SWPA6020S1R2NT	1.2±30%	0.022	88	5.90	3.20
SWPA6020S1R5NT	1.5±30%	0.022	79	4.25	3.20
SWPA6020S1R8NT	1.8±30%	0.028	68	4.85	2.75
SWPA6020S2R0NT	2.0±30%	0.035	65	4.10	2.60
SWPA6020S2R2NT	2.2±30%	0.028	61	3.75	2.75
SWPA6020S2R7NT	2.7±30%	0.035	56	3.90	2.60
SWPA6020S3R3NT	3.3±30%	0.035	51	3.15	2.60
SWPA6020S3R9NT	3.9±30%	0.049	45	3.25	2.10
SWPA6020S4R3NT	4.3±30%	0.049	44	2.70	2.10
SWPA6020S4R7NT	4.7±30%	0.058	41	3.00	2.00
SWPA6020S5R6NT	5.6±30%	0.058	36	2.40	1.90
SWPA6020S6R2NT	6.2±30%	0.079	31	2.30	1.80
SWPA6020S6R8NT	6.8±30%	0.079	31	2.20	1.80
SWPA6020S8R2NT	8.2±30%	0.105	27	2.10	1.40
SWPA6020S100MT	10±20%	0.105	27	1.75	1.40
SWPA6020S120MT	12±20%	0.120	25	1.45	1.30
SWPA6020S150MT	15±20%	0.145	21	1.20	1.20
SWPA6020S180MT	18±20%	0.180	18	1.20	1.08
SWPA6020S220MT	22±20%	0.204	16	1.05	1.00
SWPA6020S330MT	33±20%	0.300	11	0.95	0.84
SWPA6020S470MT	47±20%	0.430	10	0.70	0.80
SWPA6020S331MT	330±20%	2.630	3	0.27	0.33

## SPECIFICATIONS

### SWPA6028S Series

Part Number	Inductance @100kHz, 1V	DC Resistance (±30%)	Min. Self-resonant Frequency	Saturation Current	Heat Rating Current
Units	μH	Ω	MHz	A	A
Symbol	L	DCR	S.R.F	Isat	Irms
SWPA6028SR82NT	0.82±30%	0.012	97	6.50	5.20
SWPA6028S1R0NT	1.0±30%	0.010	70	5.75	5.20
SWPA6028S1R2NT	1.2±30%	0.013	65	6.40	4.58
SWPA6028S1R5NT	1.5±30%	0.013	65	6.00	4.58
SWPA6028S2R2NT	2.2±30%	0.020	48	5.10	3.75
SWPA6028S2R7NT	2.7±30%	0.020	48	3.80	3.75
SWPA6028S3R3NT	3.3±30%	0.025	41	4.15	3.48
SWPA6028S4R7NT	4.7±30%	0.030	35	3.00	3.08
SWPA6028S5R1NT	5.1±30%	0.043	32	3.20	2.60
SWPA6028S6R2MT	6.2±20%	0.047	30	3.05	2.40
SWPA6028S6R8MT	6.8±20%	0.047	27	2.60	2.40
SWPA6028S8R2MT	8.2±20%	0.055	24	2.30	2.25
SWPA6028S9R1MT	9.1±20%	0.074	24	2.55	2.15
SWPA6028S100MT	10±20%	0.072	23	2.04	1.95
SWPA6028S120MT	12±20%	0.080	18	1.80	1.85
SWPA6028S150MT	15±20%	0.125	18	1.75	1.45
SWPA6028S180MT	18±20%	0.120	15	1.52	1.45
SWPA6028S220MT	22±20%	0.140	14	1.45	1.40
SWPA6028S270MT	27±20%	0.155	13	1.50	1.32
SWPA6028S330MT	33±20%	0.185	12	1.35	1.22
SWPA6028S360MT	36±20%	0.215	11	1.25	1.13
SWPA6028S390MT	39±20%	0.225	11	1.25	1.10
SWPA6028S470MT	47±20%	0.315	9.5	1.15	1.06
SWPA6028S560MT	56±20%	0.345	8.2	1.05	0.89
SWPA6028S680MT	68±20%	0.360	7.7	0.80	0.86
SWPA6028S750MT	75±20%	0.410	7.7	0.90	0.81
SWPA6028S820MT	82±20%	0.500	7.7	0.80	0.70
SWPA6028S101MT	100±20%	0.500	7.1	0.65	0.70
SWPA6028S401MT	400±20%	2.160	2.8	0.30	0.40
SWPA6028S102MT	1000±20%	5.800	1.5	0.18	0.23

### SWPA6045S Series

Part Number	Inductance @100kHz, 1V	DC Resistance (±30%)	Min. Self-resonant Frequency	Saturation Current	Heat Rating Current
Units	μH	Ω	MHz	A	A
Symbol	L	DCR	S.R.F	Isat	Irms
SWPA6045SR47NT	0.47±30%	0.006	155	15.00	6.50
SWPA6045SR56NT	0.56±30%	0.006	142	15.00	6.50
SWPA6045SR68NT	0.68±30%	0.006	99	11.00	5.70
SWPA6045SR82NT	0.82±30%	0.008	140	10.35	5.90
SWPA6045S1R0NT	1.0±30%	0.011	100	9.85	5.14
SWPA6045S1R2NT	1.2±30%	0.010	100	8.35	5.40
SWPA6045S1R3NT	1.3±30%	0.013	100	8.35	5.40
SWPA6045S1R5NT	1.5±30%	0.012	65	8.80	4.95
SWPA6045S1R8NT	1.8±30%	0.012	74	7.60	4.95
SWPA6045S2R2NT	2.2±30%	0.014	52	6.75	4.60
SWPA6045S2R3NT	2.3±30%	0.021	60	6.00	3.50

# SPECIFICATIONS

## SWPA6045S Series

Part Number	Inductance @100kHz, 1V	DC Resistance (±30%)	Min. Self-resonant Frequency	Saturation Current	Heat Rating Current
Units	μH	Ω	MHz	A	A
Symbol	L	DCR	S.R.F	Isat	Irms
SWPA6045S2R7NT	2.7±30%	0.015	38	5.75	4.30
SWPA6045S3R0NT	3.0±30%	0.020	35	5.60	3.80
SWPA6045S3R3NT	3.3±30%	0.021	32	5.90	3.70
SWPA6045S3R6NT	3.6±30%	0.021	28	5.25	3.70
SWPA6045S4R3MT	4.3±20%	0.023	23	4.45	3.50
SWPA6045S4R5MT	4.5±20%	0.026	24	4.97	3.30
SWPA6045S4R7MT	4.7±20%	0.026	24	4.97	3.30
SWPA6045S5R1MT	5.1±20%	0.026	23	4.40	3.30
SWPA6045S5R6MT	5.6±20%	0.029	23	4.15	3.15
SWPA6045S6R2MT	6.2±20%	0.031	26	4.43	3.00
SWPA6045S6R3MT	6.3±20%	0.031	26	4.43	3.00
SWPA6045S6R8MT	6.8±20%	0.031	20	3.90	3.00
SWPA6045S7R5MT	7.5±20%	0.034	18	3.50	2.90
SWPA6045S8R2MT	8.2±20%	0.043	21	3.90	2.60
SWPA6045S9R1MT	9.1±20%	0.043	17	3.35	2.60
SWPA6045S100MT	10±20%	0.048	15	3.20	2.45
SWPA6045S120MT	12±20%	0.058	13	2.80	2.20
SWPA6045S150MT	15±20%	0.068	12	2.50	2.05
SWPA6045S180MT	18±20%	0.081	10	2.20	1.85
SWPA6045S220MT	22±20%	0.089	10	2.05	1.80
SWPA6045S270MT	27±20%	0.102	9.2	1.90	1.65
SWPA6045S300MT	30±20%	0.132	7.8	1.70	1.50
SWPA6045S330MT	33±20%	0.137	7.8	1.65	1.45
SWPA6045S360MT	36±20%	0.173	7.8	1.62	1.40
SWPA6045S390MT	39±20%	0.180	7.8	1.50	1.25
SWPA6045S430MT	43±20%	0.200	7.7	1.63	1.20
SWPA6045S470MT	47±20%	0.200	6.4	1.40	1.20
SWPA6045S510MT	51±20%	0.207	6.4	1.35	1.15
SWPA6045S560MT	56±20%	0.221	6.4	1.30	1.10
SWPA6045S620MT	62±20%	0.235	6.4	1.25	1.10
SWPA6045S680MT	68±20%	0.289	6.4	1.20	1.00
SWPA6045S750MT	75±20%	0.305	5	1.15	0.95
SWPA6045S820MT	82±20%	0.341	4.9	1.05	0.90
SWPA6045S910MT	91±20%	0.359	4.9	1.00	0.85
SWPA6045S101MT	100±20%	0.433	4.2	0.95	0.80
SWPA6045S121MT	120±20%	0.484	4.2	0.85	0.77
SWPA6045S151MT	150±20%	0.580	4.2	0.80	0.70
SWPA6045S221MT	220±20%	0.834	3.5	0.70	0.59
SWPA6045S331MT	330±20%	1.270	2.8	0.57	0.57
SWPA6045S471MT	470±20%	1.800	2.0	0.50	0.42
SWPA6045S681MT	680±20%	2.500	1.7	0.42	0.33
SWPA6045S152MT	1500±20%	6.500	0.8	0.24	0.21

## SPECIFICATIONS

### SWPA8040S Series

Part Number	Inductance @100kHz,1V	DC Resistance (±30%)	Min. Self-resonant Frequency	Saturation Current	Heat Rating Current
Units	μH	Ω	MHz	A	A
Symbol	L	DCR	S.R.F	Isat	Irms
SWPA8040SR82NT	0.82±30%	0.008	94	13.80	6.30
SWPA8040S1R0NT	1.0±30%	0.008	89	9.85	6.30
SWPA8040S1R2NT	1.2±30%	0.010	59	10.00	5.65
SWPA8040S1R5NT	1.5±30%	0.010	67	8.15	5.65
SWPA8040S2R0NT	2.0±30%	0.012	43	9.25	5.15
SWPA8040S2R2NT	2.2±30%	0.012	41	7.10	5.15
SWPA8040S3R0NT	3.0±30%	0.014	32	6.10	4.70
SWPA8040S3R3NT	3.3±30%	0.017	27	6.50	4.40
SWPA8040S3R6NT	3.6±30%	0.017	30	7.52	4.35
SWPA8040S3R9NT	3.9±30%	0.017	26	5.75	4.35
SWPA8040S4R7NT	4.7±30%	0.019	24	5.90	4.10
SWPA8040S5R1NT	5.1±30%	0.019	22	4.70	4.05
SWPA8040S5R6NT	5.6±30%	0.021	24	6.00	3.85
SWPA8040S6R2NT	6.2±30%	0.021	20	4.45	3.85
SWPA8040S6R8MT	6.8±20%	0.024	20	4.55	3.60
SWPA8040S8R2MT	8.2±20%	0.026	17	4.20	3.45
SWPA8040S100MT	10±20%	0.029	15	3.60	3.30
SWPA8040S120MT	12±20%	0.041	13	3.50	2.80
SWPA8040S150MT	15±20%	0.047	12	2.95	2.60
SWPA8040S180MT	18±20%	0.053	11	2.70	2.40
SWPA8040S220MT	22±20%	0.069	9.5	2.40	2.10
SWPA8040S270MT	27±20%	0.078	9.2	2.15	2.00
SWPA8040S330MT	33±20%	0.097	7.8	2.05	1.80
SWPA8040S360MT	36±20%	0.102	7.8	2.00	1.75
SWPA8040S390MT	39±20%	0.107	7.8	1.95	1.70
SWPA8040S430MT	43±20%	0.113	7.8	1.90	1.65
SWPA8040S470MT	47±20%	0.136	6.4	1.75	1.55
SWPA8040S510MT	51±20%	0.142	6.4	1.70	1.50
SWPA8040S560MT	56±20%	0.148	6.4	1.55	1.45
SWPA8040S620MT	62±20%	0.182	6.4	1.50	1.30
SWPA8040S680MT	68±20%	0.196	4.9	1.45	1.25
SWPA8040S750MT	75±20%	0.211	4.9	1.35	1.20
SWPA8040S820MT	82±20%	0.225	5.9	1.30	1.15
SWPA8040S910MT	91±20%	0.272	4.9	1.20	1.05
SWPA8040S101MT	100±20%	0.290	4.2	1.15	1.00
SWPA8040S121MT	120±20%	0.334	3.5	1.05	0.95
SWPA8040S151MT	150±20%	0.410	3.5	1.10	0.85
SWPA8040S221MT	220±20%	0.599	3.5	0.85	0.80
SWPA8040S331MT	330±20%	0.889	2.8	0.68	0.64

## SPECIFICATIONS

### SWPA8050S Series

Part Number	Inductance @100kHz,1V	DC Resistance (±20%)		Min. Self-resonant Frequency	Saturation Current		Heat Rating Current	
		Max.	Typ.		Max.	Typ.	Max.	Typ.
-	-	Max.	Typ.	Min.	Max.	Typ.	Max.	Typ.
Units	μH	Ω		MHz	A		A	
Symbol	L	DCR		S.R.F	Isat		I <sub>rms</sub>	
SWPA8050S102MT	1000	2.52	2.10	1.50	0.32	0.35	0.33	0.35
SWPA8050S103MT	10000	22.80	19.00	0.35	0.09	0.10	0.11	0.13

### SWPA8065S Series

Part Number	Inductance @100kHz,1V	DC Resistance (±20%)		Min. Self-resonant Frequency	Saturation Current		Heat Rating Current	
		Max.	Typ.		Max.	Typ.	Max.	Typ.
-	-	Max.	Typ.	Min.	Max.	Typ.	Max.	Typ.
Units	μH	Ω		MHz	A		A	
Symbol	L	DCR		S.R.F	Isat		I <sub>rms</sub>	
SWPA8065S3R3MT	3.3±20%	0.018	0.015	27	9.50	10.00	5.10	5.90
SWPA8065S4R7MT	4.7±20%	0.022	0.018	18	8.50	9.50	4.70	5.40
SWPA8065S5R6MT	5.6±20%	0.026	0.022	17	8.00	9.00	4.50	5.20
SWPA8065S6R8MT	6.8±20%	0.026	0.022	16	7.50	8.00	4.50	5.20
SWPA8065S8R2MT	8.2±20%	0.031	0.026	15	7.00	7.70	4.20	4.80
SWPA8065S220MT	22±20%	0.065	0.054	8	4.30	4.80	2.85	3.30
SWPA8065S431MT	430±20%	1.20	1.00	1.5	0.95	1.05	0.61	0.69

※1: All test data is referenced to 20°C ambient;

※2: Rated current: Isat or I<sub>rms</sub>, whichever is smaller;

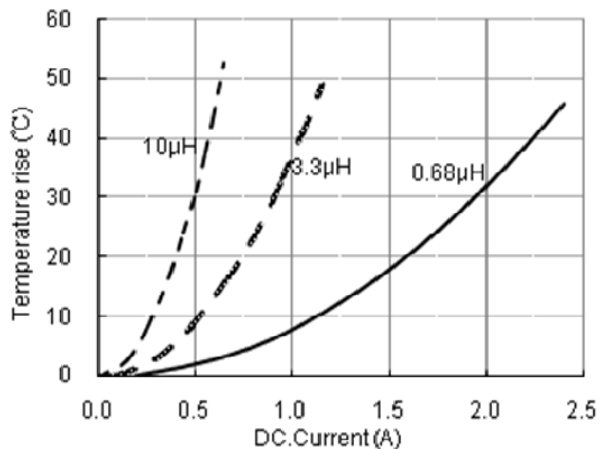
※3: Isat: DC current at which the inductance drops approximate 30% from its value without current;

※4: I<sub>rms</sub>: DC current that causes the temperature rise (ΔT =40°C) from 20°C ambient.

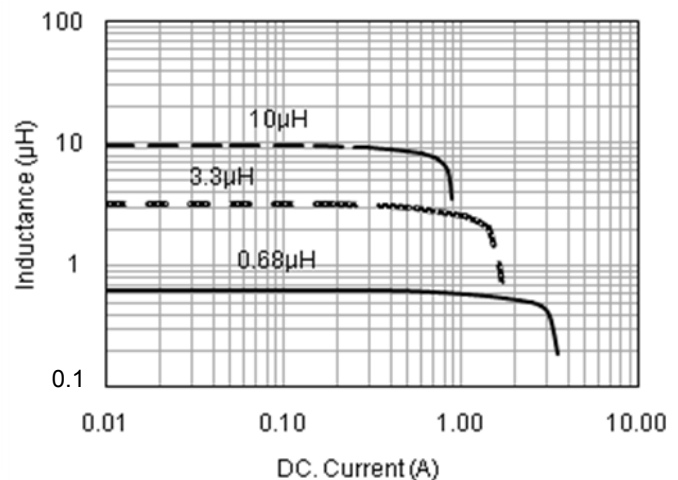
## TYPICAL ELECTRICAL CHARACTERISTICS

### SWPA252010S Series

Temperature vs. DC Current Characteristics



Inductance vs. DC Current Characteristics

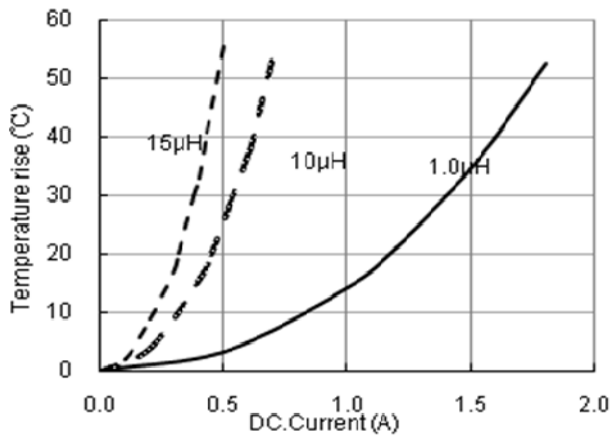




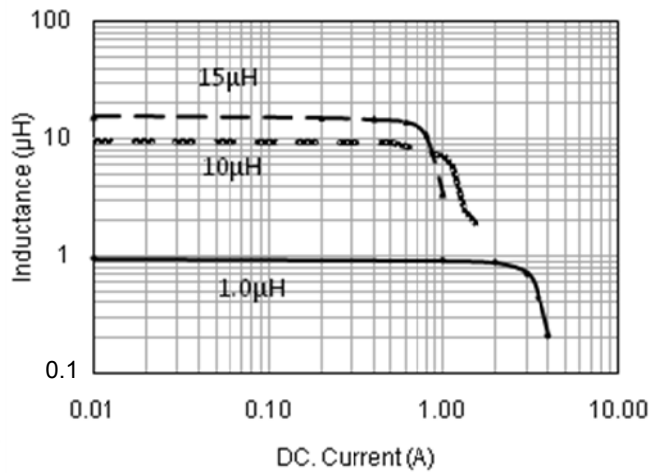
# TYPICAL ELECTRICAL CHARACTERISTICS

## SWPA252012S Series

Temperature vs. DC Current Characteristics

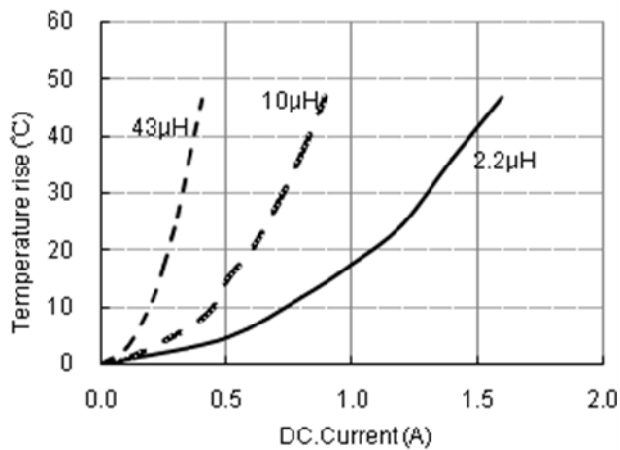


Inductance vs. DC Current Characteristics

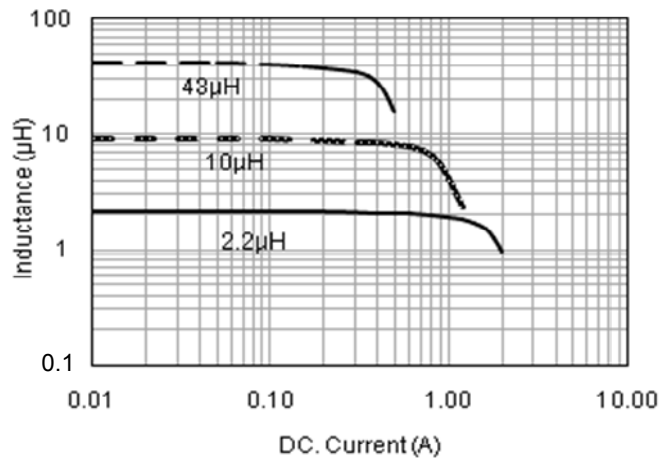


## SWPA3010S Series

Temperature vs. DC Current Characteristics

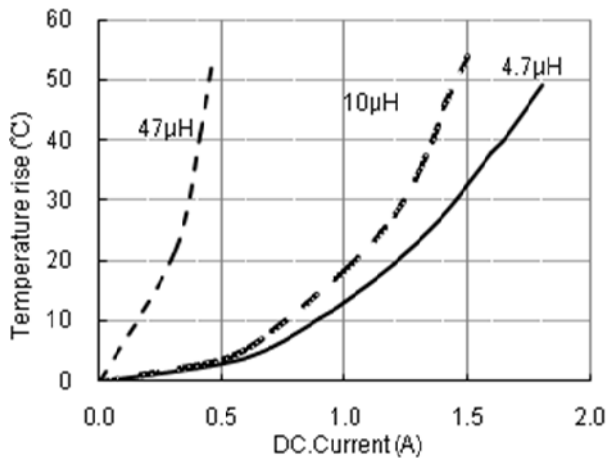


Inductance vs. DC Current Characteristics

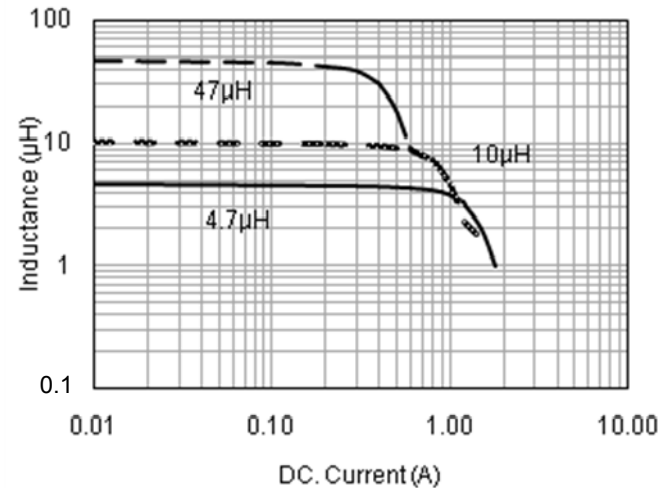


## SWPA3012S Series

Temperature vs. DC Current Characteristics



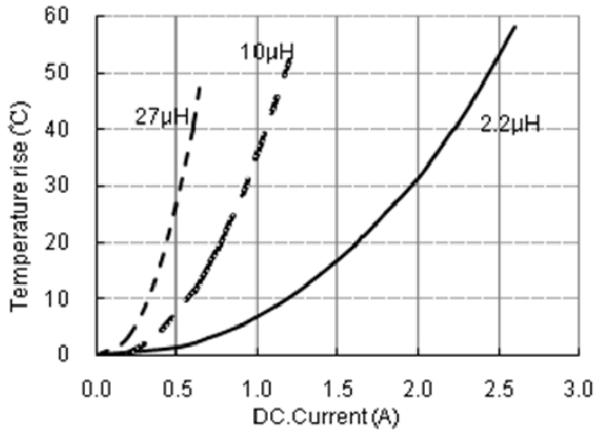
Inductance vs. DC Current Characteristics



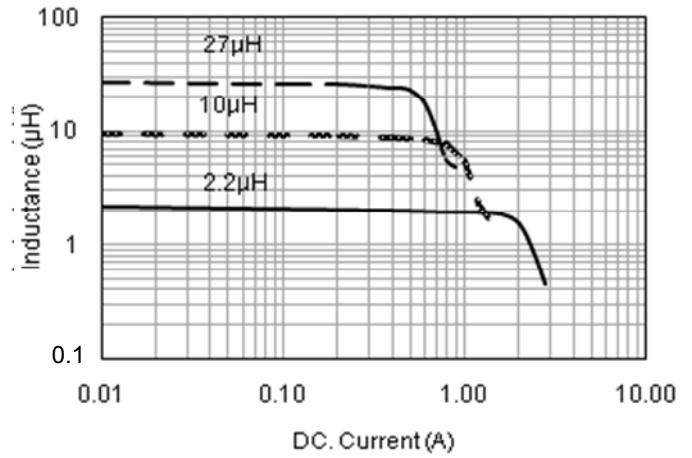
# TYPICAL ELECTRICAL CHARACTERISTICS

## SWPA3015S Series

Temperature vs. DC Current Characteristics

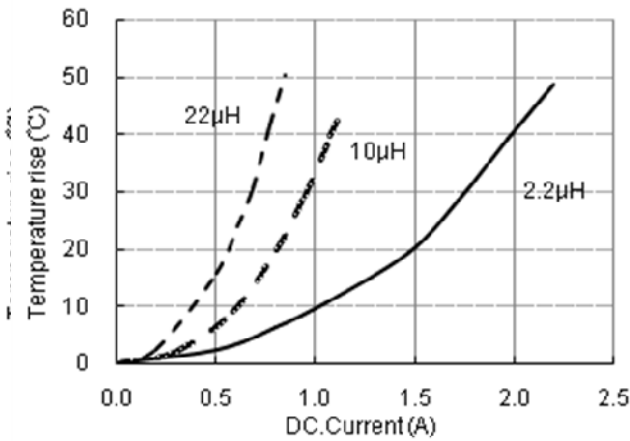


Inductance vs. DC Current Characteristics

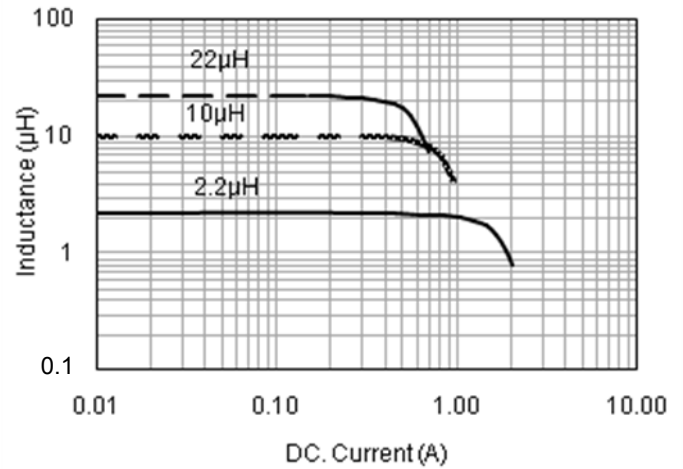


## SWPA4010S Series

Temperature vs. DC Current Characteristics

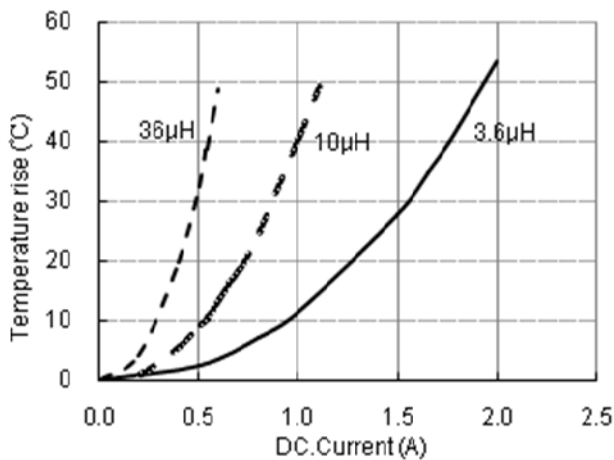


Inductance vs. DC Current Characteristic

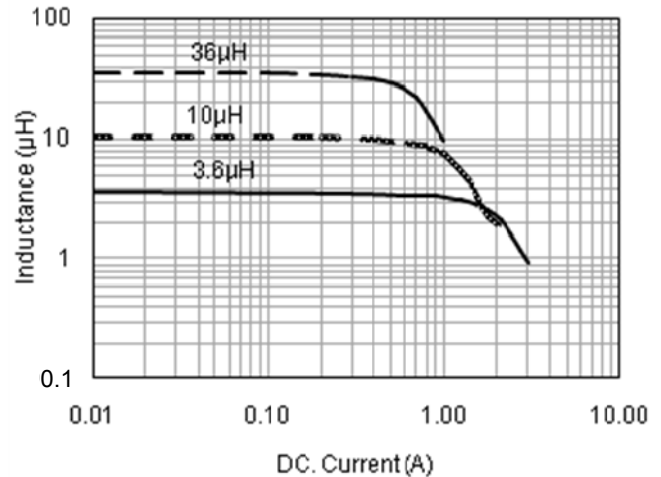


## SWPA4012S Series

Temperature vs. DC Current Characteristics



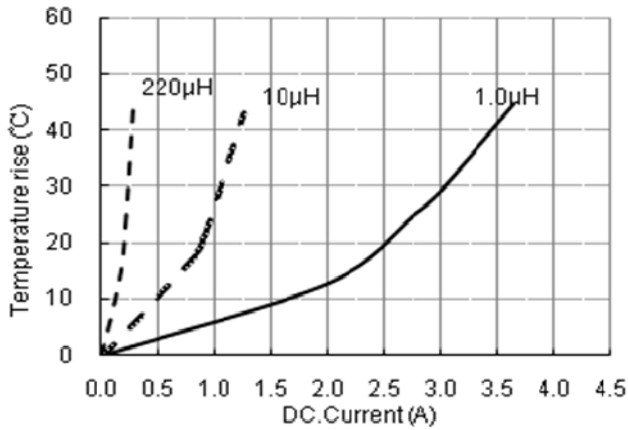
Inductance vs. DC Current Characteristic



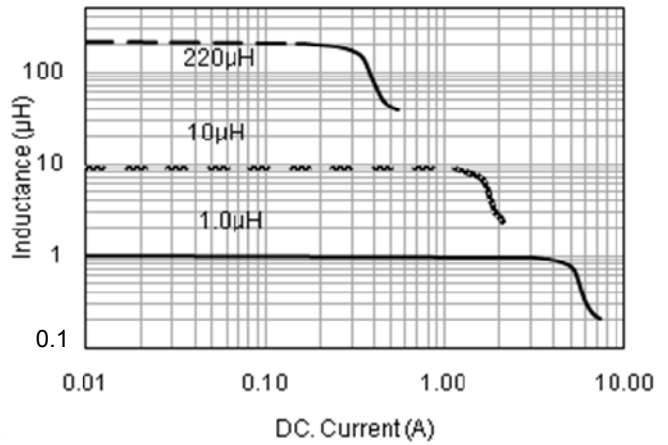
# TYPICAL ELECTRICAL CHARACTERISTICS

## SWPA4018S Series

Temperature vs. DC Current Characteristics

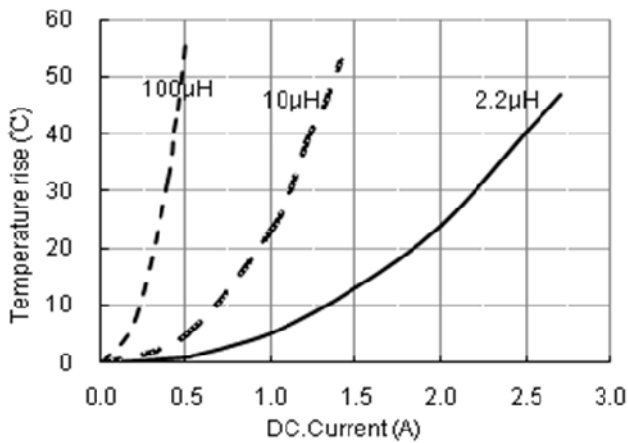


Inductance vs. DC Current Characteristics

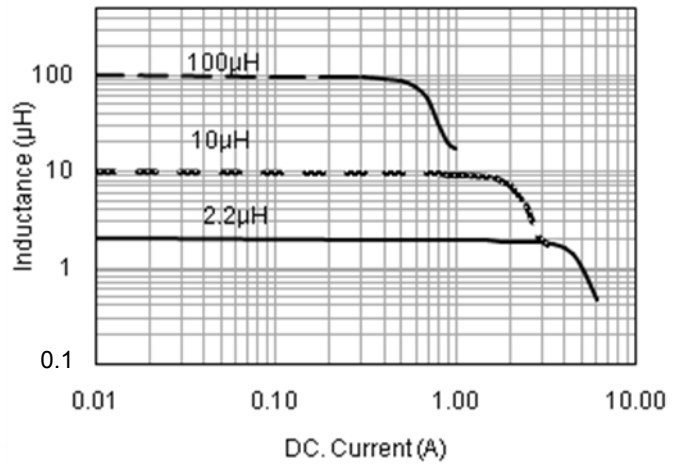


## SWPA4020S Series

Temperature vs. DC Current Characteristics

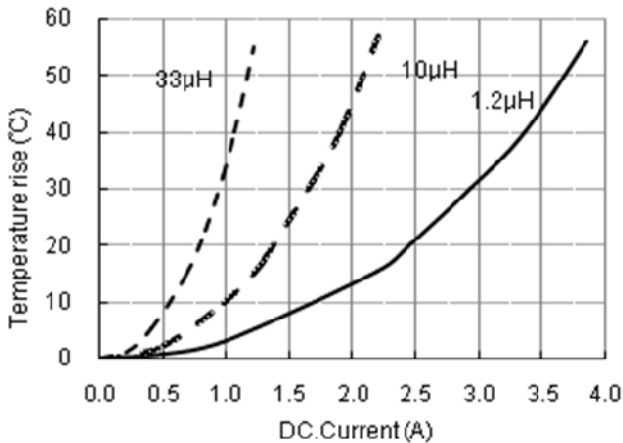


Inductance vs. DC Current Characteristics

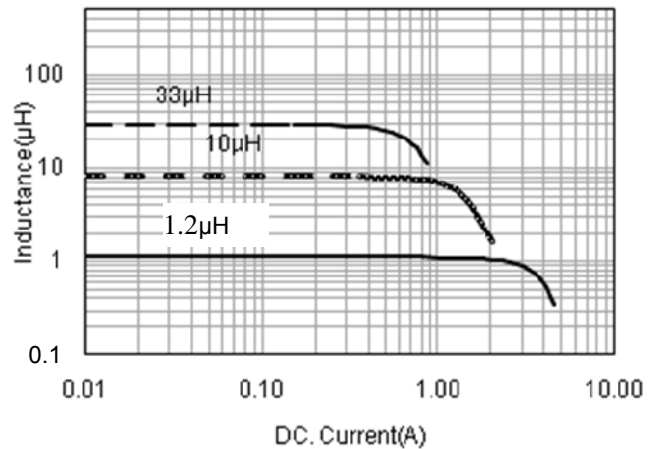


## SWPA4026S Series

Temperature vs. DC Current Characteristics



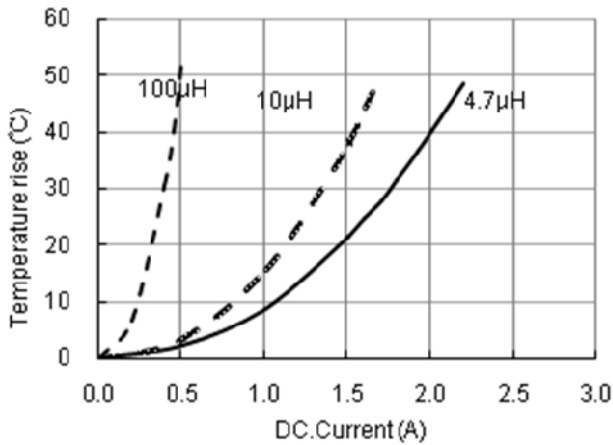
Inductance vs. DC Current Characteristics



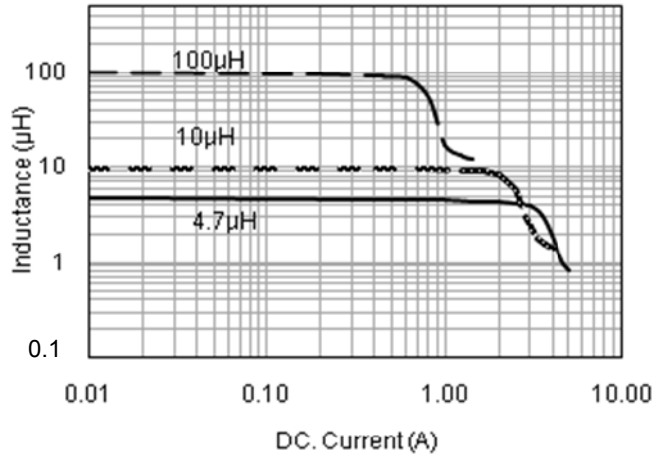
# TYPICAL ELECTRICAL CHARACTERISTICS

## SWPA4030S Series

Temperature vs. DC Current Characteristics

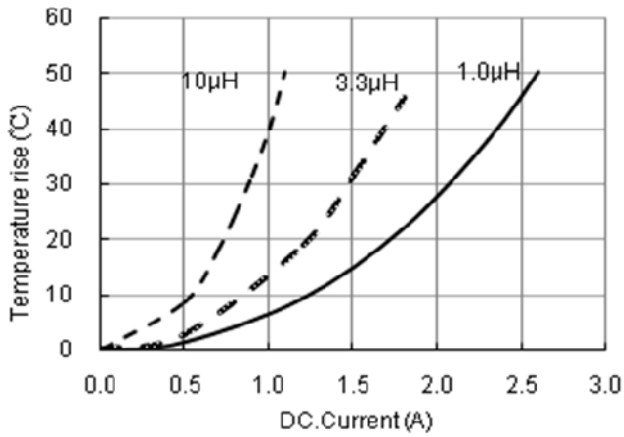


Inductance vs. DC Current Characteristics

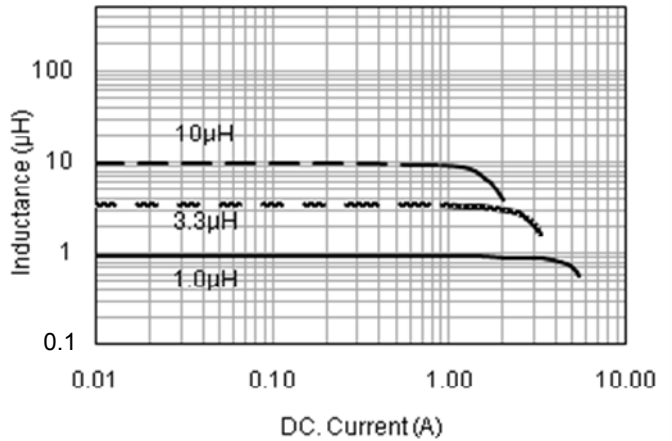


## SWPA5012S Series

Temperature vs. DC Current Characteristics

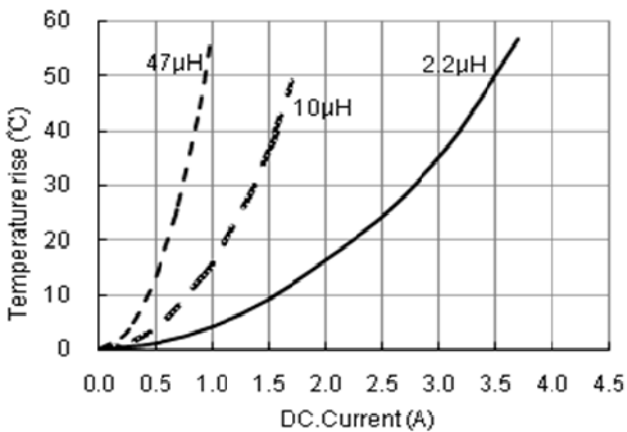


Inductance vs. DC Current Characteristics

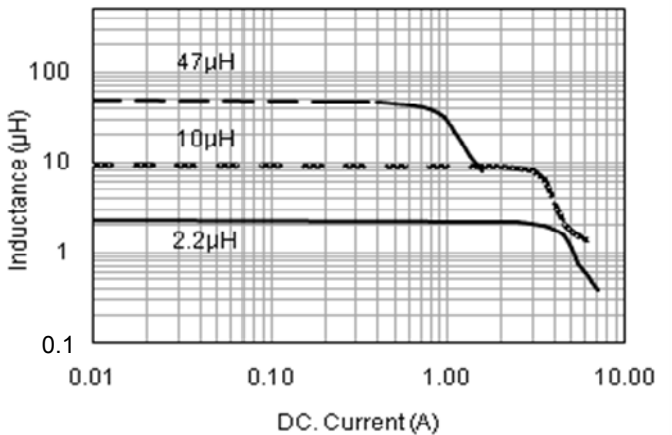


## SWPA5020S Series

Temperature vs. DC Current Characteristics



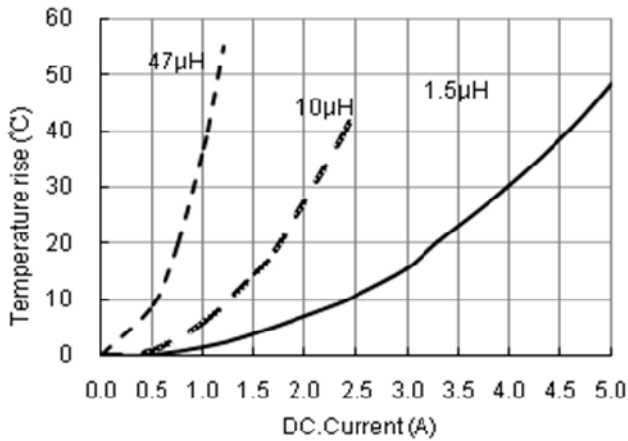
Inductance vs. DC Current Characteristics



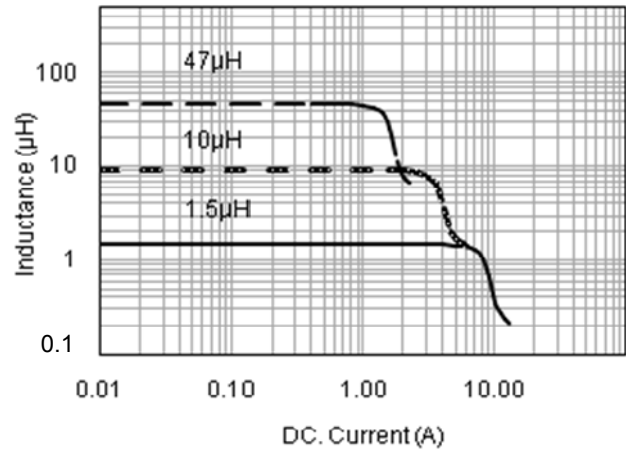
# TYPICAL ELECTRICAL CHARACTERISTICS

## SWPA5040S Series

Temperature vs. DC Current Characteristics

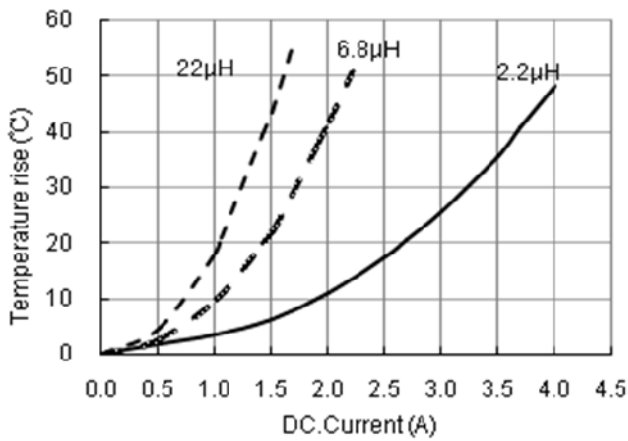


Inductance vs. DC Current Characteristics

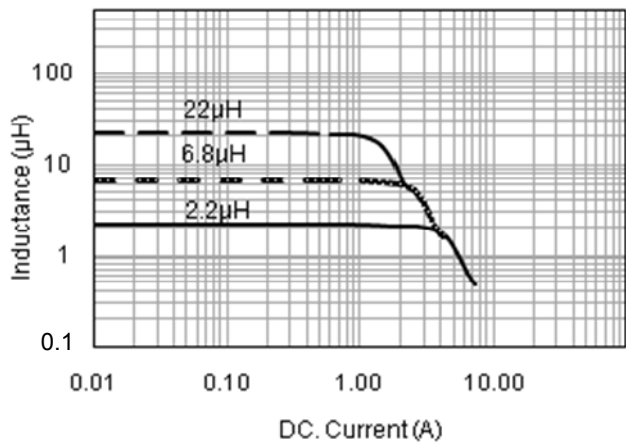


## SWPA6020S Series

Temperature vs. DC Current Characteristics

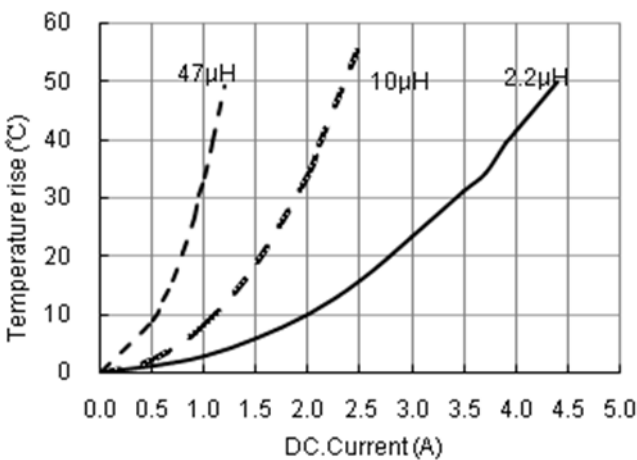


Inductance vs. DC Current Characteristics

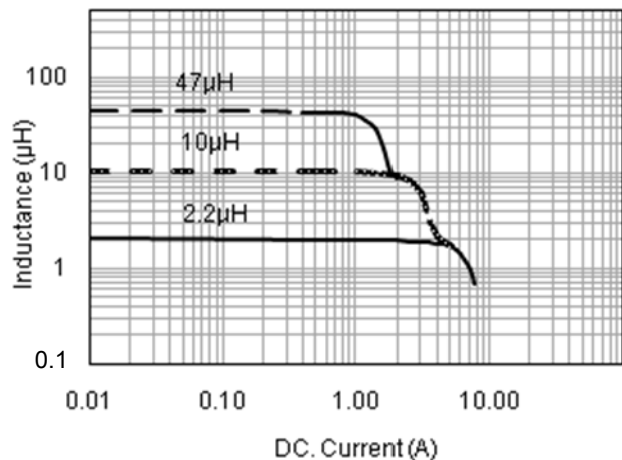


## SWPA6028S Series

Temperature vs. DC Current Characteristics



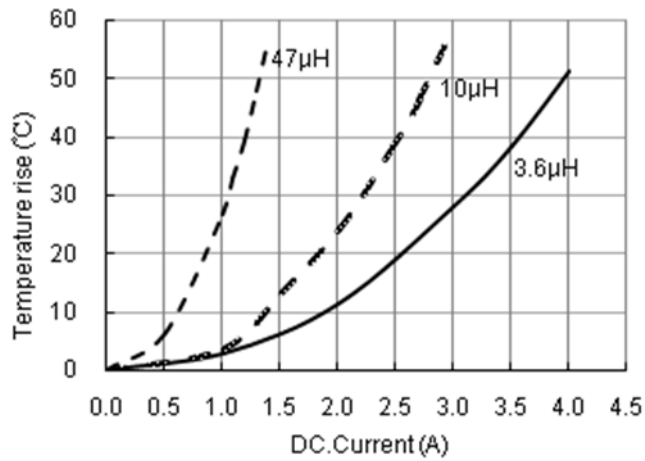
Inductance vs. DC Current Characteristics



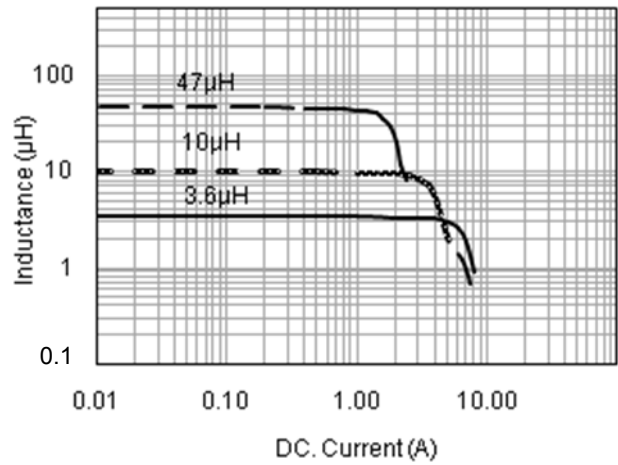
## TYPICAL ELECTRICAL CHARACTERISTICS

### SWPA6045S Series

Temperature vs. DC Current Characteristics

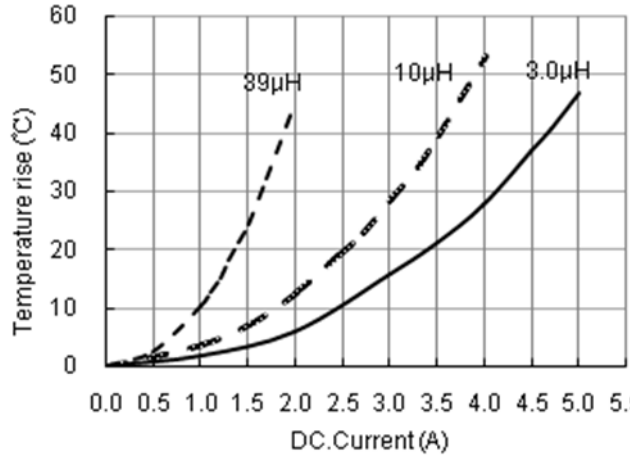


Inductance vs. DC Current Characteristics



### SWPA8040S Series

Temperature vs. DC Current Characteristics



Inductance vs. DC Current Characteristics

