


此商品编号对应的规格参数是: 4.7uF 50V 4*7

此商品的实物图片为:




KS Series

7mmL(高), -40°C~ +105°C

FEATURES

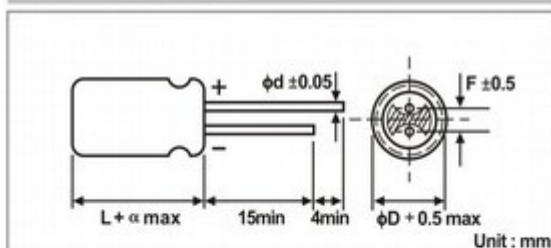
1. Rated working voltage range 6.3 to 50V DC operation temperature range -40 to +105°C.
2. This series is for communication equipments, switching power supply, industrial measuring instruments, automotive electric products, etc.



SPECIFICATIONS

Item	Performance Characteristics	
Operating Temperature Range	-40 to +105°C	
Rated Working Voltage Range	6.3 to 50V	
Nominal Capacitance Range	0.1 to 220 μ F	
Capacitance Tolerance	$\pm 20\%$ (120Hz, +20°C)	
Leakage Current	$I \leq 0.01CV$ or $3(\mu A)$ Whichever is greater measured after 2 minutes application of rated working voltage at +20°C	
$\tan \delta$ (120Hz, +20°C)	Working Voltage (V)	6.3 10 16 25 35 50
	$\tan \delta$ (max.)	0.24 0.21 0.18 0.15 0.13 0.12
Low Temperature Characteristics	Impedance ratio max. at 120Hz	
	Working Voltage (V)	6.3 10 16 25 35 50
	Z-25°C / Z+20°C	4 2 2 2 2 2
	Z-40°C / Z+20°C	8 6 4 3 3 3
High Temperature Loading	Test conditions	Post test requirements at +20°C
	Duration : 1000 hours Ambient temp. : +105°C Applied voltage : Rated DC working voltage with rated ripple current	Leakage current : \leq Initial specified value Cap. Change : within $\pm 20\%$ of initial measured value $\tan \delta$: $\leq 200\%$ of initial specified value
Shelf Life	Test conditions	Post test requirements at +20°C
	Duration : 1000 hours Ambient temp. : +105°C Applied voltage : (None)	Same limits for high temperature loading.
Others	JIS C - 5101 (IES 60384)	

CASE SIZE TABLE



ϕD	4	5	6.3	8				
F	1.5	2.0	2.5	3.5				
ϕd	0.45		0.45					
α	(L \leq 7) 1		(L \geq 9) 1.5					

RIPPLE CURRENT MULTIPLIER

Frequency Coefficient							
Cap(μ F)	Coefficient	Freq.(Hz)	50	120	300	1k	10k~
≤ 47			0.75	1.00	1.35	1.57	2.00
68~470			0.80	1.00	1.23	1.34	1.50

KS Series

7mmL(高), -40°C ~ +105°C

STANDARD RATINGS

Voltage (Code)		6.3V (0J)		10V (1A)		16V (1C)		25V (1E)	
Cap.(μ F)	Code	Case Size	Ripple Current	Case Size	Ripple Current	Case Size	Ripple Current	Case Size	Ripple Current
0.1	104								
0.22	224								
0.33	334								
0.47	474								
1	105								
2.2	225								
3.3	335								
4.7	475								
10	106					4 x 7	29	4 x 7	29
22	226	4 x 7	34	4 x 7	34	4 x 7	38	5 x 7	45
33	336	4 x 7	37	4 x 7	40	5 x 7	50	5 x 7	55
47	476	4 x 7	44	5 x 7	50	5 x 7	60	6.3 x 7	67
100	107	5 x 7	67	6.3 x 7	83	6.3 x 7	92	6.3 x 7	95
220	227	6.3 x 7	112	8 x 7	140			8 x 7	158

Maximum Allowable Ripple Current (mA rms) at 105°C 120Hz

Case Size ϕ D x L(mm)

Voltage (Code)		35V (1V)		50V (1H)					
Cap.(μ F)	Code	Case Size	Ripple Current	Case Size	Ripple Current				
0.1	104			4 x 7	1.0				
0.22	224			4 x 7	2.3				
0.33	334			4 x 7	3.5				
0.47	474			4 x 7	5.0				
1	105			4 x 7	10				
2.2	225			4 x 7	19				
3.3	335			4 x 7	24				
4.7	475	4 x 7	24	5 x 7	29				
10	106	5 x 7	36	6.3 x 7	44				
22	226	6.3 x 7	57	8 x 7	65				
33	336	6.3 x 7	62						
47	476	6.3 x 7	78						
100	107	8 x 9	95						
220	227								

Maximum Allowable Ripple Current (mA rms) at 105°C 120Hz

Case Size ϕ D x L(mm)