


此商品编号对应的规格参数是： 22uF 25V 6.3*5

此商品的实物图片为：




KF Series

5mmL(高), +105°C

FEATURES

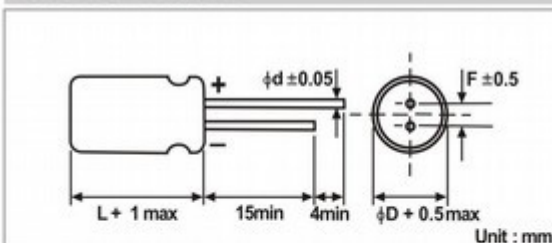
1. Super miniature, 5mmL, high temperature, suitable for use in electronic circuit of high density assembly of videocorder, remote controller, VCD etc.



SPECIFICATIONS

Item	Performance Characteristics								
Operating Temperature Range	-40 to +105°C								
Rated Working Voltage Range	4 to 50V								
Nominal Capacitance Range	0.1 to 330 μ F								
Capacitance Tolerance	$\pm 20\%$ (120Hz, +20°C)								
Leakage Current	I \leq 0.01CV or 3(μ A) whichever is greater measured after 2 minutes application of rated working voltage at +20 C								
tan δ (120Hz, +20°C)	Working Voltage (V)	4	6.3	10	16	25	35	50	
	tan δ (max.)	0.37	0.28	0.24	0.20	0.16	0.13	0.12	
Low Temperature Characteristics	Impedance ratio max. at 120Hz								
	Working Voltage (V)	4	6.3	10	16	25	35	50	
	Z-25°C / Z+20°C	6	3	3	2	2	2	2	
	Z-40°C / Z+20°C	12	8	5	4	3	3	3	
High Temperature Loading	Test conditions				Post test requirements at +20°C				
	Duration : 1000 hours	Ambient temp. : +105°C			Leakage current : \leq Initial specified value			Cap. change : within $\pm 20\%$ of initial measured value (4V: within $\pm 30\%$)	
	Applied voltage : Rated DC working voltage with rated ripple current			tan δ : $\leq 200\%$ of initial specified value					
Shelf Life	Test conditions				Post test requirements at +20°C				
	Duration : 1000 hours	Ambient temp. : +105°C			Leakage current : \leq Initial specified value			Cap. change : within $\pm 20\%$ of initial measured value (4V: within $\pm 30\%$)	
	Applied voltage : (None)			tan δ : $\leq 200\%$ of initial specified value					
Others	JIS C - 5101 (IEC 60384)								

CASE SIZE TABLE



ϕ D	4	5	6.3	8
F	1.5	2.0	2.5	2.5
ϕ d	0.45			

RIPPLE CURRENT MULTIPLIER

Frequency Coefficient					
Cap(μ F)	Coefficient	Freq.(Hz)			
≤ 47	0.75	120	300	1k	10k~
		1.00	1.35	1.57	2.00
68~330	0.80	1.00	1.23	1.34	1.50

KF Series

5mmL(高), +105°C

STANDARD RATINGS

Voltage (Code)		4V (0G)		6.3V (0J)		10V (1A)		16V (1C)	
Cap.(μF)	Code	Case Size	Ripple Current	Case Size	Ripple Current	Case Size	Ripple Current	Case Size	Ripple Current
0.1	104								
0.22	224								
0.33	334								
0.47	474								
1	105								
2.2	225								
3.3	335								
4.7	475								
10	106							4 x 5	18
22	226	4 x 5	22	4 x 5	22	4 x 5	24	5 x 5	30
33	336	5 x 5	30	5 x 5	30	5 x 5	35	6.3 x 5	40
47	476	5 x 5	36	5 x 5	36	6.3 x 5	46	6.3 x 5	50
100	107	6.3 x 5	60	6.3 x 5	60	6.3 x 5	67	6.3 x 5	73
220	227			8 x 5	103	8 x 5	116	8 x 5	126
330	337			8 x 5	127				

Maximum Allowable Ripple Current (mA rms) at 105°C 120Hz

Case Size φD x L(mm)

Voltage (Code)		25V (1E)		35V (1V)		50V (1H)			
Cap.(μF)	Code	Case Size	Ripple Current	Case Size	Ripple Current	Case Size	Ripple Current		
0.1	104					4 x 5	1.0		
0.22	224					4 x 5	2.6		
0.33	334					4 x 5	3.2		
0.47	474					4 x 5	3.8		
1	105					4 x 5	6.2		
2.2	225			4 x 5	7	4 x 5	11		
3.3	335			5 x 5	11	4 x 5	14		
4.7	475	4 x 5	13	4 x 5	15	5 x 5	19		
10	106	5 x 5	20	5 x 5	25	6.3 x 5	30		
22	226	6.3 x 5	38	6.3 x 5	48	8 x 5	52		
33	336	6.3 x 5	48	6.3 x 5	59	8 x 5	63		
47	476	6.3 x 5	58	8 x 5	82				
100	107	8 x 5	97						

Maximum Allowable Ripple Current (mA rms) at 105°C 120Hz

Case Size φD x L(mm)