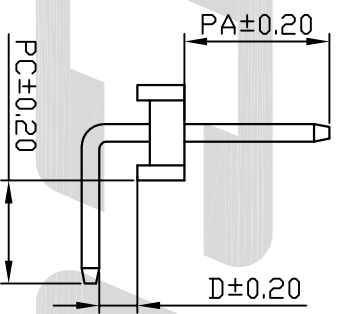
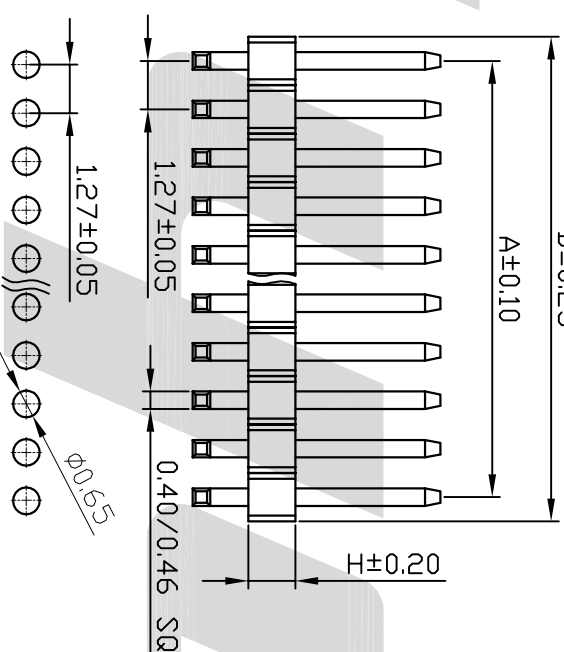
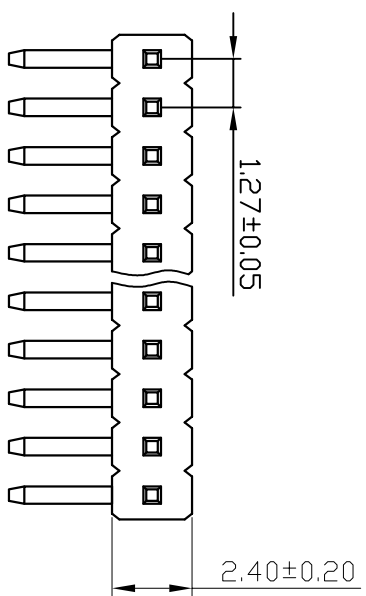


Contacts	DIM A	DIM B
1	-----	1.27
2	1.27	2.54
3	2.54	3.81
4	3.81	5.08
5	5.08	6.35
6	6.35	7.62
7	7.62	8.89
8	8.89	10.16
9	10.16	11.43
10	11.43	12.70
11	12.70	13.97
12	13.97	15.24
13	15.24	16.51
14	16.51	17.78
15	17.78	19.05
16	19.05	20.32
17	20.32	21.59
18	21.59	22.86
19	22.86	24.13
20	24.13	25.40
21	25.40	26.67
22	26.67	27.94
23	27.94	29.21
24	29.21	30.48
25	30.48	31.75
26	31.75	33.02
27	33.02	34.29
28	34.29	35.56
29	35.56	36.83
30	36.83	38.10
31	38.10	39.37
32	39.37	40.64
33	40.64	41.91
34	41.91	43.18
35	43.18	44.45
36	44.45	45.72
37	45.72	46.99
38	46.99	48.26
39	48.26	49.53
40	49.53	50.80



PCB LAYOUT

Dimension antitheses list (尺寸对照表)

Item (项目)	A	B	L	D	PA	PC	H
Dimension (尺寸)	见左表	见左表					

SPECIFICATIONS:
 Current Rating: 1.0 AMP
 Contact Resistance: 30mΩ Max
 Insulation Resistance: 1000MΩ Min
 Withstand Voltage: 300V AC/minute
 Operation Temperature: -40°C to +105°C

MATERIALS:
 Contact Material: Copper Alloy
 Contact Plating: Gold or Tin over 50u" Ni
 Insulator Material: Polyester(UL94V-0)

Ordering Code

①	②	③	④	⑤	⑥	⑦	⑧	⑨	⑩
3	3	X	1	XX	R	X	X	1	XXX

- ① Series No.: 3=Pin Header
- ② Pitch: 3=1.27mm
- ③ Insulator Height: 1=1.00mm 2=2.00mm 3=2.50mm 5=1.50mm 6=1.60mm 7=1.70mm 8=0.80mm 9=0.65mm
- ④ Dip Spacing: 1=Single row 2=Double row
- ⑤ Number of Contacts: ⑨ Single row=01 to 40 Double row=02 to 80
- ⑥ Tail & Mounting Style: S=Straight DIP Type R=Right Angle DIP Type M=Straight SMT Type
- ⑦ Contact Plated 0=Tin 1=Gold Flash 2=Gold 3u" 3=Gold 5u" 4=Gold 10u" 5=Gold 15u" 6=Gold 30u"
- ⑧ Material Type 2=LCP 3=Nylon-66 4=Nylon-6T 5=PA46
- ⑩ Pin Length XXX=L

Units mm Scale 5:1

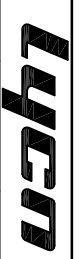
Tolerance Unless Otherwise Specified

.X ~ ±0.30

.XX ~ ±0.25

.XXX ~ ±0.20

Angle ~ ±3°



深圳市联益电子有限公司
 HTTP://WWW.LYCONN.COM

1.27单塑单排排针90度(反)系列

Date	2010/05/17	Title	
Sheet	1 of 1		

Approval By	Date	Drawing No.	13XX1SXXX043	REV	A
Thirt Angle Projection		File Path	M/F/MA/GC17/XL17Z		

1	2	3	4	5	6	7	8
---	---	---	---	---	---	---	---