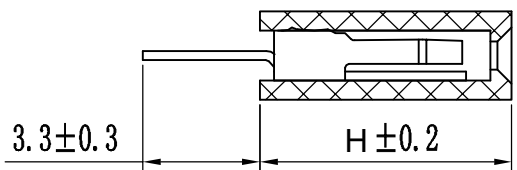
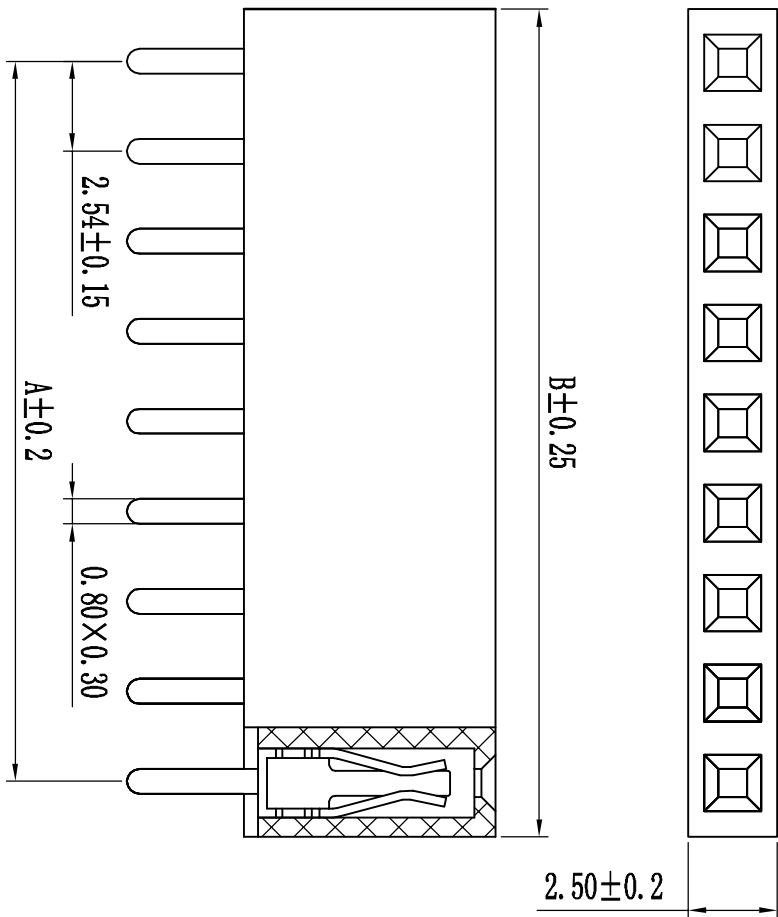
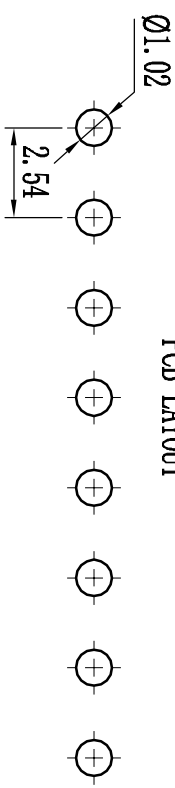


Pin#	R+H	R+H
1x2	2.54	5.48
1x3	5.08	8.02
1x4	7.62	10.56
1x5	10.16	13.10
1x6	12.70	15.64
1x7	15.24	18.18
1x8	17.78	20.72
1x9	20.32	23.26
1x10	22.86	25.80
1x11	25.40	28.34
1x12	27.94	30.88
1x13	30.48	33.42
1x14	33.02	35.96
1x15	35.56	38.50
1x16	38.10	41.04
1x17	40.64	43.58
1x18	43.18	46.12
1x19	45.72	48.66
1x20	48.26	51.20
1x21	50.80	53.74
1x22	53.34	56.28
1x23	55.88	58.82
1x24	58.42	61.36
1x25	60.96	63.90
1x26	63.50	66.44
1x27	66.04	68.98
1x28	68.58	71.52
1x29	71.12	74.06
1x30	73.66	76.60
1x31	76.20	79.14
1x32	78.74	81.68
1x33	81.28	84.22
1x34	83.82	86.76
1x35	86.36	89.30
1x36	88.90	91.84
1x37	91.44	94.38
1x38	93.98	96.92
1x39	96.52	99.46
1x40	99.06	102.00



PCB LAYOUT



技术规范:  
 额定电流 : 3AMP  
 适用温度 : -40°C to +105°C  
 接触电阻 : 20mΩ Max  
 绝缘电阻 : 1000MΩ Min  
 耐电压 : AC 1000V  
 绝缘材料 : Polyester (UL94V-0)  
 Standard: PBT  
 端子材质 : Bronze  
 电镀规范 : Au or Sn Over 50u" Ni

变更单号	变更标记	变更日期	变更人	审核	批准	未标公差	比例	单位	mm	页数	1 OF 1	A0
						角度	±2°	设计	日期			
						X.	±0.25	审核	日期			
						.X	±0.15	批准	日期			
						.XX	±0.05					
描述												
单排、直插排母, Pitch=2.54mm												