
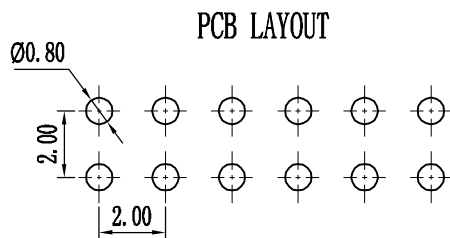
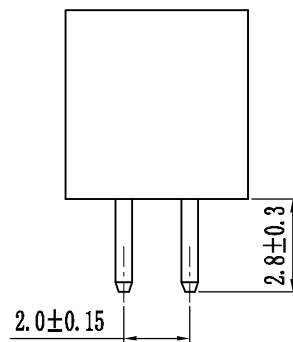
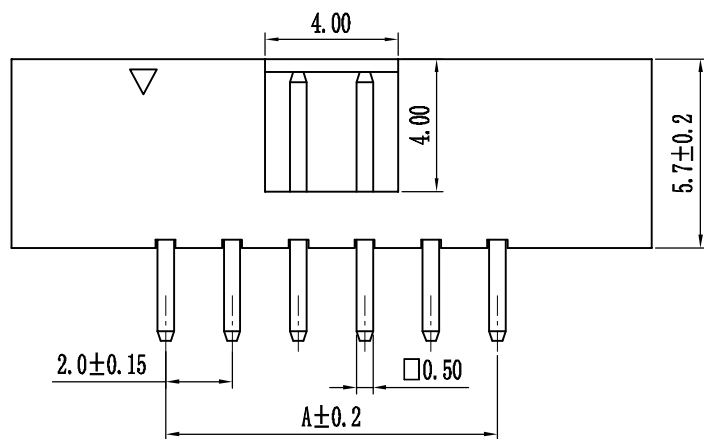
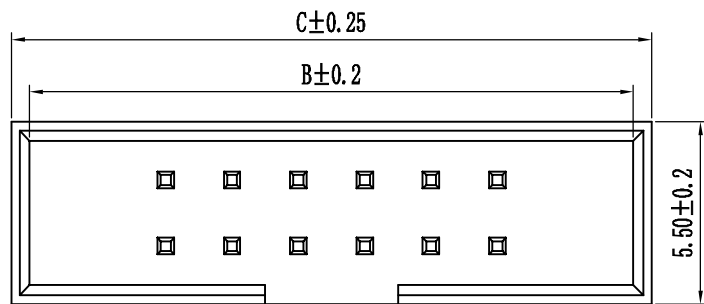


Pin数	尺寸A	尺寸B	尺寸C
2×3	4.00	12.20	13.30
2×4	6.00	14.20	15.30
2×5	8.00	16.20	17.30
2×6	10.00	18.20	19.30
2×7	12.00	20.20	21.30
2×8	14.00	22.20	23.30
2×9	16.00	24.20	25.30
2×10	18.00	26.20	27.30
2×11	20.00	28.20	29.30
2×12	22.00	30.20	31.30
2×13	24.00	32.20	33.30
2×14	26.00	34.20	35.30
2×15	28.00	36.20	37.30
2×16	30.00	38.20	39.30
2×17	32.00	40.20	41.30
2×18	34.00	42.20	43.30
2×19	36.00	44.20	45.30
2×20	38.00	46.20	47.30
2×21	40.00	48.20	49.30
2×22	42.00	50.20	51.30
2×23	44.00	52.20	53.30
2×24	46.00	54.20	55.30
2×25	48.00	56.20	57.30
2×26	50.00	58.20	59.30
2×27	52.00	60.20	61.30
2×28	54.00	62.20	63.30
2×29	56.00	64.20	65.30
2×30	58.00	66.20	67.30
2×31	60.00	68.20	69.30
2×32	62.00	70.20	71.30
2×33	64.00	72.20	73.30
2×34	66.00	74.20	75.30



技术规范:

额定电流 : 1.5AMP

适用温度 : -40°C to +105°C

接触电阻 : 20mΩ Max

绝缘电阻 : 1000MΩ Min

耐电压 : AC500V

绝缘材料 : Polyester (UL94V-0)

Standard: PA-6T

端子材质 : Brass

电镀规范 : Au or Sn Over 50u" Ni

B 2-57-XX-A-C-S-XX-X-0									
筒牛系列	间距 1-1.27mm 2-2.0mm 3-2.54mm	塑高 5.65-565 5.7-57 6.35-64 7.1-71(0.08 1.27 间距2.54) 7.2-72 9.0-90 13.1-131	PIN位 6~68P	电镀 A-1u" B-2u" C-5u" D-15u" E-镀锡 F-半金锡	材质 A-PBT B-PA46 C-PA6T D-PA9T E-LCP	角度 S=180° R=90° M=SMT Y=刺破压线	缺PIN K-20-20	颜色 B=Black G=Grey Y=Yellow W=White R=Red U=Blue	流水号 0=常用规格 1= 2=

							角度	±2°							
							X.	±0.25	设计	日期	2.0间距筒牛, 180°, 塑高5.7mm				
							.X	±0.15	审核	日期	Spec: 2.0mm Box Header, Straight				
							.XX	±0.05	批准	日期	Positions: 6~68				
										Plastic Height: 5.7mm					
变更单号	变更标记	变更日期	描述	变更人	审核	批准	未标公差	比例	1:1	单位	mm	页数	1 OF 1	AO	