Pin数	尺寸A	尺寸B
2X2	2.54	5.58
2X3	5.08	8.12
2X4	7.62	10.66
2X5	10.16	13.20
2X6	12.70	15.74
2X7	15.24	18.28
2X8	17.78	20.82
2X9	20.32	23.36
2X10	22.86	25.90
2X11	25.40	28.44
2X12	27.94	30.98
2X13	30.48	33.52
2X14	33.02	36.06
2X15	35.56	38.60
2X16	38.10	41.14
2X17	40.64	43.68
2X18	43.18	46.22
2X19	45.72	48.76
2X20	48.26	51.30
2X21	50.80	53.84
2X22	53.34	56.38
2X23	55.88	58.92
2X24	58.42	61.46
2X25	60.96	64.00
2X26	63.50	66.54
2X27	66.04	69.08
2X28	68.58	71.62
2X29	71.12	74.16
2X30	73.66	76.70
2X31	76.20	79.24
2X32	78.74	81.78
2X33	81.28	84.32
2X34	83.82	86.86
2X35	86.36	89.40
2X36	88.90	91.94
2X37	91.44	94.48
2X38	93.98	97.02
2X39	96.52	99.56
2X40	99.06	102.10

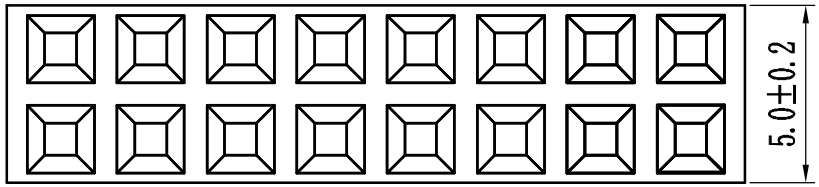

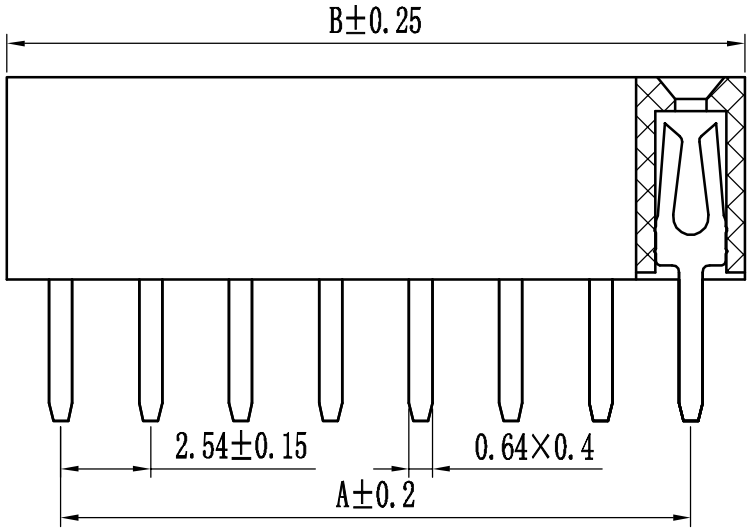

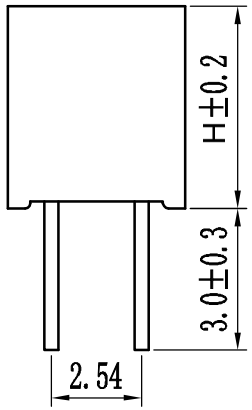

PCB LAYOUT

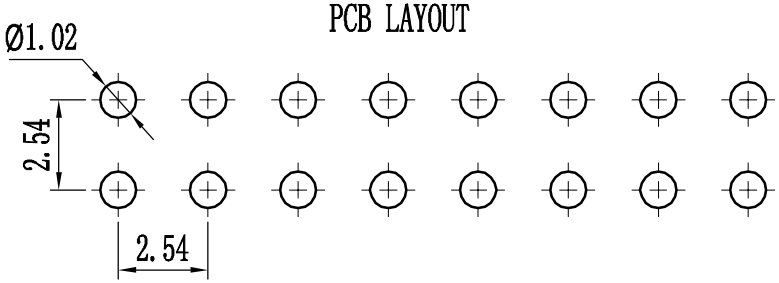

技术规范:

额定电流 : 3AMP

适用温度 : -40℃to+105℃

接触电阻 : 20mΩ Max

绝缘电阻 : 1000MΩ Min

耐电压 : AC 1000V

绝缘材料 : Polyester (UL94V-0)
Standard:PBT

端子材质 : Brass

电镀规范 : Au or Sn Over 50u" Ni

							角度	±2°										
							X.	±0.25	设计		日期		双排、直插排母，Pitch=2.54					
							.X	±0.15	审核		日期							
							.XX	±0.05	批准		日期							
变更单号	变更标记	变更日期	描述	变更人	审核	批准	未标公差		比例	1:1	单位	mm	页数	1 OF 1	A0			