

BEST SUITED FOR OVERVOLTAGE PROTECTION
OF ELECTRONIC SYSTEM :
ELECTRONIC SYSTEM FOR USE IN AUTOMOBILES
ELECTRONIC SYSTEM FOR COMMERCIAL USE
ELECTRONIC SYSTEM FOR INDUSTRIAL USE
FOR COMMUNICATIONS, CONTROLS, MEASURING
INSTRUMENTS, ETC.

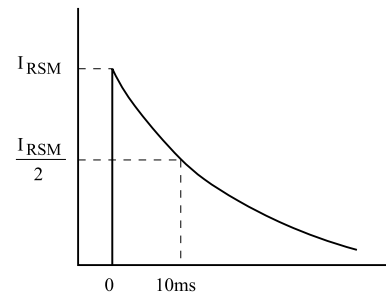
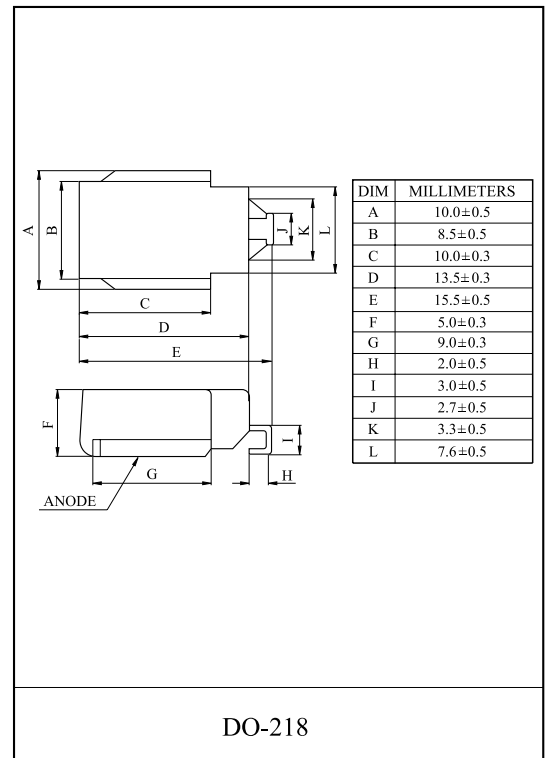
FEATURES

- High surge power withstanding capabilities that absorb load dump surge.
- Excellent surge responsibility for steep surge absorption.
- Surface mount type is available for easy applications.
- Corresponds to taping packages.
- Automotive AEC Q101 Qualified.
- MSL Level 1 guaranteed ($T_{peak} = 260$)
- Qualified to AEC-Q101.

MAXIMUM RATING ($T_a=25$)

CHARACTERISTIC	SYMBOL	RATING	UNIT
Allowable Power Dissipation (Note 1)	P	5	W
Non-Repetitive Peak Reverse Surge Current (See Fig.1 for the exponents.)	I_{RSM}	62	A
Junction Temperature	T_j	-55 175	
Storage Temperature Range	T_{stg}	-40 150	

Note 1 : Lead tip temperature $T_L=25$.

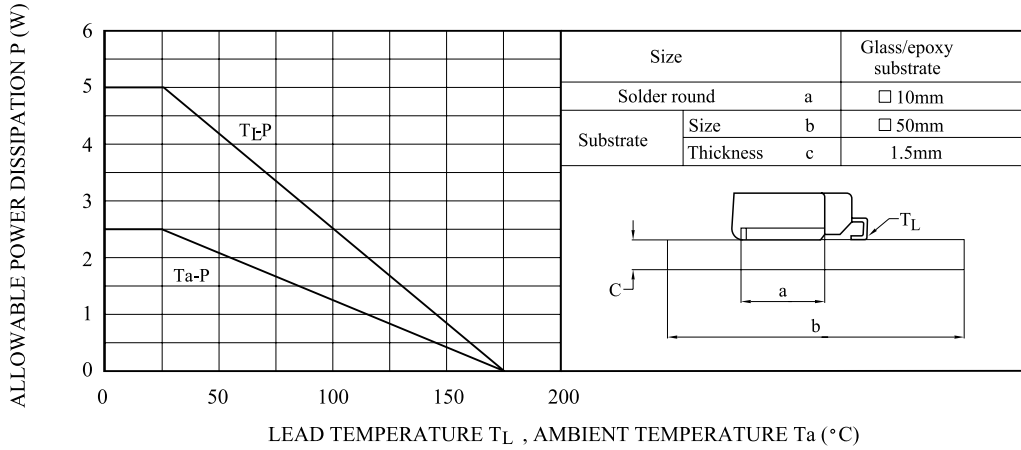


ELECTRICAL CHARACTERISTICS ($T_a=25$)

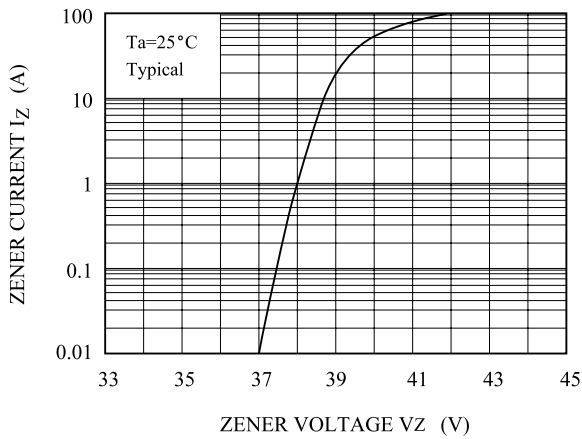
CHARACTERISTIC	SYMBOL	TEST CONDITION	MIN.	TYP.	MAX.	UNIT
Zener Voltage	V_Z	$I_Z=10mA$	34	37	40	V
Operating Resistance	r_d	$I_Z=10mA$	-	-	30	
Temperature Coefficient	T	$I_Z=10mA$	-	31	49	mV/
Forward Voltage	V_F	$I_F=6A$	-	-	1.0	V
		$I_F=100A$	-	-	1.2	V
Reverse Current	I_R	$V_R=32V$	-	-	10	μA

Z5W37V

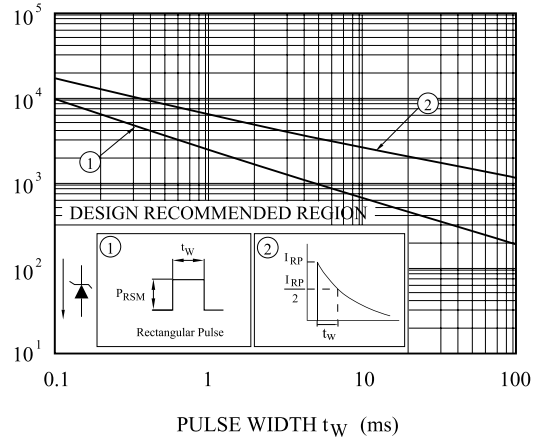
P - T_L, T_a



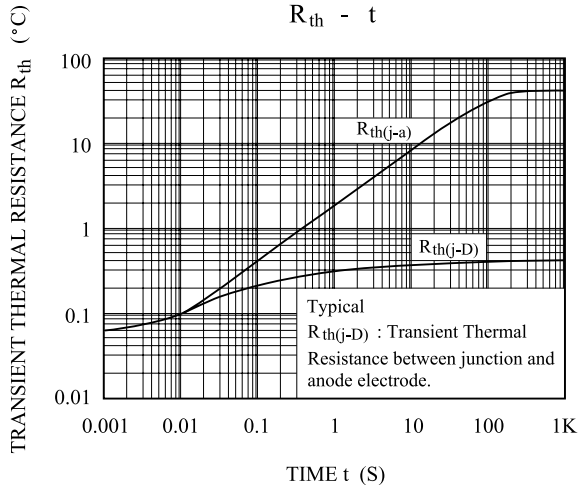
$I_Z - V_Z$



$P_{RSM} - t_w$



$R_{th} - t$



$I_F - V_F$

