


Wire Wound SMD Power Inductors – SWPA Series

Operating temperature range: -40°C~+125°C (Including self-heating)



FEATURES

- Magnetic-resin shielded construction reduces buzz noise to ultra-low levels
- Metallization on ferrite core results in excellent shock resistance and damage-free durability
- Closed magnetic circuit design reduces leakage flux and Electro Magnetic Interference (EMI)
- 30% higher current rating than conventional inductors of equal size
- Takes up less PCB real estate and save more power

APPLICATIONS

- LED Lighting
- Flat-screen TVs, blue-ray disc recorders, set top box, movie cameras, smart phone
- Notebooks, desktop computers, servers, graphic cards cards
- Portable gaming devices, personal navigation systems, personal multimedia devices
- Telecomm base stations
- VR, AR

PRODUCT IDENTIFICATION

SWPA

①

3012

②

S

③

1R0

④

N

⑤

T

⑥

□□□

⑦

| ① Type | |
|--------|-------------------------------|
| SWPA | Wire Wound SMD Power Inductor |

| ③ Feature Type | |
|----------------|----------|
| S | Standard |

| ④ Nominal Inductance | |
|----------------------|---------------|
| Example | Nominal Value |
| 1R0 | 1.0μH |
| 100 | 10μH |

| ⑤ Inductance Tolerance | |
|------------------------|------|
| K | ±10% |
| M | ±20% |
| N | ±30% |

| ⑥ Packing | |
|-----------|----------------------|
| T | Tape Carrier Package |

| ⑦ Design Code | |
|---------------|---------------------------|
| □□□ | Standard product is blank |

| ② (L×W×H) [mm] External Dimensions (L×W×H) [mm] | |
|--|-------------|
| 252010 | 2.5×2.0×1.0 |
| 252012 | 2.5×2.0×1.2 |
| 3010 | 3.0×3.0×1.0 |
| 3012 | 3.0×3.0×1.2 |
| 3015 | 3.0×3.0×1.5 |
| 4010 | 4.0×4.0×1.0 |
| 4012 | 4.0×4.0×1.2 |
| 4018 | 4.0×4.0×1.8 |
| 4020 | 4.0×4.0×2.0 |
| 4026 | 4.0×4.0×2.6 |
| 4030 | 4.0×4.0×3.0 |
| 5012 | 5.0×5.0×1.2 |
| 5020 | 5.0×5.0×2.0 |
| 5040 | 5.0×5.0×4.0 |
| 6020 | 6.0×6.0×2.0 |
| 6028 | 6.0×6.0×2.8 |
| 6040 | 6.0×6.0×4.0 |
| 6045 | 6.0×6.0×4.5 |
| 8040 | 8.0×8.0×4.0 |
| 8050 | 8.0×8.0×5.0 |
| 8065 | 8.0×8.0×6.5 |

SHAPE AND DIMENSIONS

Fig.1

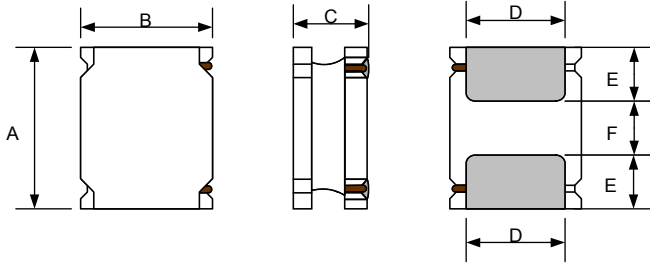


Fig.2

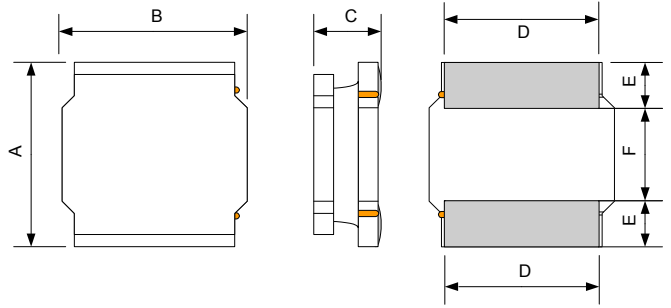
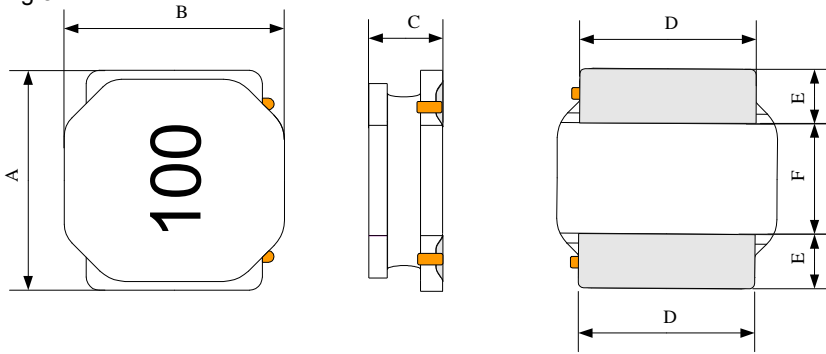
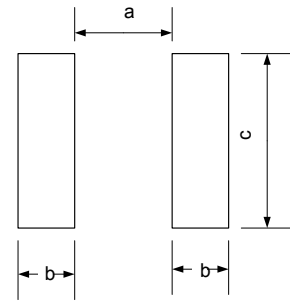


Fig.3



Recommended Land Pattern



Unit: mm

| Series | Shape | A | B | C | D | E | F | a Typ. | b Typ. | c Typ. |
|-------------|-------|---------|---------|----------|---------|----------|----------|--------|--------|--------|
| SWPA252010S | Fig.1 | 2.5±0.1 | 2.0±0.1 | 1.0 Max. | 2.0±0.2 | 0.80±0.2 | 0.80±0.2 | 0.80 | 0.85 | 2.0 |
| SWPA252012S | Fig.1 | 2.5±0.1 | 2.0±0.1 | 1.2 Max. | 2.0±0.2 | 0.80±0.2 | 0.80±0.2 | 0.80 | 0.85 | 2.0 |
| SWPA3010S | Fig.2 | 3.0±0.2 | 3.0±0.2 | 1.0 Max. | 2.5±0.2 | 0.75±0.2 | 1.5±0.2 | 1.5 | 0.8 | 2.7 |
| SWPA3012S | Fig.2 | 3.0±0.2 | 3.0±0.2 | 1.2 Max. | 2.5±0.2 | 0.75±0.2 | 1.5±0.2 | 1.5 | 0.8 | 2.7 |
| SWPA3015S | Fig.2 | 3.0±0.2 | 3.0±0.2 | 1.5 Max. | 2.5±0.2 | 0.75±0.2 | 1.5±0.2 | 1.5 | 0.8 | 2.7 |
| SWPA4010S | Fig.2 | 4.0±0.2 | 4.0±0.2 | 1.0 Max. | 3.3±0.2 | 0.95±0.2 | 2.1±0.2 | 1.9 | 1.1 | 3.7 |
| SWPA4012S | Fig.2 | 4.0±0.2 | 4.0±0.2 | 1.2 Max. | 3.3±0.2 | 0.95±0.2 | 2.1±0.2 | 1.9 | 1.1 | 3.7 |
| SWPA4018S | Fig.2 | 4.0±0.2 | 4.0±0.2 | 1.8 Max. | 3.3±0.2 | 0.95±0.2 | 2.1±0.2 | 1.9 | 1.1 | 3.7 |
| SWPA4020S | Fig.2 | 4.0±0.2 | 4.0±0.2 | 2.0 Max. | 3.3±0.2 | 0.95±0.2 | 2.1±0.2 | 1.9 | 1.1 | 3.7 |
| SWPA4026S | Fig.2 | 4.0±0.2 | 4.0±0.2 | 2.6 Max. | 3.3±0.2 | 0.95±0.2 | 2.1±0.2 | 1.9 | 1.1 | 3.7 |
| SWPA4030S | Fig.2 | 4.0±0.2 | 4.0±0.2 | 3.0 Max. | 3.3±0.2 | 0.95±0.2 | 2.1±0.2 | 1.9 | 1.1 | 3.7 |
| SWPA5012S | Fig.3 | 5.0±0.2 | 5.0±0.2 | 1.2 Max. | 4.0±0.2 | 1.25±0.2 | 2.5±0.2 | 2.3 | 1.4 | 4.2 |
| SWPA5020S | Fig.3 | 5.0±0.2 | 5.0±0.2 | 2.0 Max. | 4.0±0.2 | 1.25±0.2 | 2.5±0.2 | 2.3 | 1.4 | 4.2 |
| SWPA5040S | Fig.3 | 5.0±0.2 | 5.0±0.2 | 4.0 Max. | 4.0±0.2 | 1.25±0.2 | 2.5±0.2 | 2.3 | 1.4 | 4.2 |
| SWPA6020S | Fig.2 | 6.0±0.3 | 6.0±0.3 | 2.0 Max. | 4.9±0.3 | 1.55±0.3 | 2.9±0.3 | 2.8 | 1.7 | 5.7 |
| SWPA6028S | Fig.2 | 6.0±0.3 | 6.0±0.3 | 2.8 Max. | 4.9±0.3 | 1.55±0.3 | 2.9±0.3 | 2.8 | 1.7 | 5.7 |
| SWPA6040S | Fig.2 | 6.0±0.3 | 6.0±0.3 | 4.0 Max. | 4.9±0.3 | 1.55±0.3 | 2.9±0.3 | 2.8 | 1.7 | 5.7 |
| SWPA6045S | Fig.2 | 6.0±0.3 | 6.0±0.3 | 4.5 Max. | 4.9±0.3 | 1.55±0.3 | 2.9±0.3 | 2.8 | 1.7 | 5.7 |
| SWPA8040S | Fig.2 | 8.0±0.3 | 8.0±0.3 | 4.2 Max. | 6.3±0.3 | 2.00±0.3 | 4.0±0.3 | 3.8 | 2.2 | 7.5 |
| SWPA8050S | Fig.3 | 8.0±0.3 | 8.0±0.3 | 5.0 Max. | 6.3±0.3 | 2.00±0.3 | 4.0±0.3 | 3.8 | 2.2 | 7.5 |
| SWPA8065S | Fig.3 | 8.0±0.3 | 8.0±0.3 | 6.5 Max. | 6.3±0.3 | 2.00±0.3 | 4.0±0.3 | 3.8 | 2.2 | 7.5 |

※*1: All products are printed with Marking except the 252010S, 252012S, 3010S, 3012S and 3015S series.

SPECIFICATIONS

SWPA252010S Series

| Part Number | Inductance | DC Resistance | | Self-resonant Frequency | Saturation Current ^{*3} | | Heat Rating Current ^{*4} | |
|------------------|------------------|---------------|-------|-------------------------|----------------------------------|------|-----------------------------------|------|
| | | Max. | Typ. | | Max. | Typ. | Max. | Typ. |
| Units | @100kHz,1V μH | Ω | | MHz | A | | A | |
| Symbol | L | DCR | | S.R.F | Isat | | Irms | |
| SWPA252010SR47NT | 0.47±30% | 0.056 | 0.047 | 206 | 2.50 | 3.35 | 2.35 | 2.56 |
| SWPA252010SR56NT | 0.56±30% | 0.072 | 0.060 | 160 | 2.90 | 3.20 | 2.00 | 2.18 |
| SWPA252010SR68NT | 0.68±30% | 0.074 | 0.062 | 129 | 2.20 | 2.75 | 2.00 | 2.18 |
| SWPA252010S1R0NT | 1.0±30% | 0.108 | 0.090 | 100 | 1.85 | 2.20 | 1.65 | 1.80 |
| SWPA252010S1R5NT | 1.5±30% | 0.182 | 0.152 | 81 | 1.80 | 2.10 | 1.30 | 1.42 |
| SWPA252010S2R2NT | 2.2±30% | 0.209 | 0.174 | 61 | 1.20 | 1.60 | 1.20 | 1.31 |
| SWPA252010S3R3MT | 3.3±20% | 0.328 | 0.273 | 47 | 1.05 | 1.30 | 0.90 | 0.98 |
| SWPA252010S4R7MT | 4.7±20% | 0.563 | 0.469 | 42 | 0.95 | 1.15 | 0.70 | 0.76 |
| SWPA252010S5R6MT | 5.6±20% | 0.563 | 0.469 | 35 | 0.80 | 0.95 | 0.73 | 0.80 |
| SWPA252010S6R8MT | 6.8±20% | 0.896 | 0.747 | 31 | 0.78 | 0.92 | 0.59 | 0.64 |
| SWPA252010S100MT | 10±20% | 1.092 | 0.910 | 27 | 0.65 | 0.78 | 0.50 | 0.55 |

SWPA252012S Series

| Part Number | Inductance | DC Resistance | | Self-resonant Frequency | Saturation Current ^{*3} | | Heat Rating Current ^{*4} | |
|---------------------|------------------|---------------|-------|-------------------------|----------------------------------|------|-----------------------------------|------|
| | | Max. | Typ. | | Max. | Typ. | Max. | Typ. |
| Units | @100kHz,1V μH | Ω | | MHz | A | | A | |
| Symbol | L | DCR | | S.R.F | Isat | | Irms | |
| SWPA252012SR47NT | 0.47±30% | 0.061 | 0.047 | 160 | 3.82 | 4.27 | 2.15 | 2.34 |
| SWPA252012SR68NT | 0.68±30% | 0.074 | 0.057 | 140 | 3.28 | 3.68 | 1.95 | 2.13 |
| SWPA252012S1R0NT | 1.0±30% | 0.090 | 0.069 | 110 | 2.59 | 2.90 | 1.93 | 2.10 |
| SWPA252012S1R2NT | 1.2±30% | 0.129 | 0.099 | 100 | 2.38 | 2.67 | 1.46 | 1.59 |
| SWPA252012S1R5MT | 1.5±20% | 0.147 | 0.113 | 97 | 2.24 | 2.51 | 1.40 | 1.53 |
| SWPA252012S1R5NTY01 | 1.5±30% | 0.130 | 0.100 | 63 | 1.80 | 2.00 | 1.45 | 1.58 |
| SWPA252012S2R2MT | 2.2±20% | 0.216 | 0.166 | 69 | 1.85 | 2.07 | 1.15 | 1.25 |
| SWPA252012S2R2NTY02 | 2.2±30% | 0.153 | 0.118 | 53 | 1.55 | 1.75 | 1.30 | 1.42 |
| SWPA252012S2R7MT | 2.7±20% | 0.239 | 0.184 | 63 | 1.72 | 1.92 | 1.09 | 1.19 |
| SWPA252012S3R3MT | 3.3±20% | 0.264 | 0.203 | 62 | 1.61 | 1.80 | 1.04 | 1.13 |
| SWPA252012S3R6MT | 3.6±20% | 0.348 | 0.268 | 53 | 1.46 | 1.64 | 0.90 | 0.98 |
| SWPA252012S4R3MT | 4.3±20% | 0.377 | 0.290 | 51 | 1.37 | 1.53 | 0.87 | 0.95 |
| SWPA252012S4R7MT | 4.7±20% | 0.377 | 0.290 | 47 | 1.12 | 1.25 | 0.84 | 0.92 |
| SWPA252012S5R1MT | 5.1±20% | 0.500 | 0.385 | 44 | 1.23 | 1.37 | 0.75 | 0.82 |
| SWPA252012S5R6MT | 5.6±20% | 0.538 | 0.414 | 38 | 1.11 | 1.25 | 0.73 | 0.80 |
| SWPA252012S6R2MT | 6.2±20% | 0.542 | 0.417 | 38 | 1.03 | 1.16 | 0.73 | 0.80 |
| SWPA252012S6R8MT | 6.8±20% | 0.581 | 0.447 | 38 | 0.98 | 1.09 | 0.69 | 0.75 |
| SWPA252012S7R5MT | 7.5±20% | 0.611 | 0.470 | 35 | 0.97 | 1.09 | 0.68 | 0.74 |
| SWPA252012S8R2MT | 8.2±20% | 0.658 | 0.506 | 36 | 0.98 | 1.10 | 0.65 | 0.71 |
| SWPA252012S9R1MT | 9.1±20% | 0.690 | 0.531 | 34 | 0.91 | 1.02 | 0.62 | 0.68 |
| SWPA252012S100MT | 10±20% | 0.690 | 0.531 | 34 | 0.79 | 0.88 | 0.62 | 0.68 |
| SWPA252012S120MT | 12±20% | 1.075 | 0.827 | 28 | 0.78 | 0.88 | 0.51 | 0.56 |
| SWPA252012S150MT | 15±20% | 1.591 | 1.224 | 25 | 0.68 | 0.77 | 0.42 | 0.46 |
| SWPA252012S220MT | 22±20% | 1.976 | 1.520 | 20 | 0.53 | 0.59 | 0.38 | 0.41 |

SPECIFICATIONS

SWPA3010S Series

| Part Number | Inductance @100kHz,1V | DC Resistance (±30%) | | Self-resonant Frequency | Saturation Current *3 | | Heat Rating Current *4 | |
|----------------|--------------------------|-------------------------|-------|----------------------------|--------------------------|------|------------------------------|------|
| | | Max. | Typ. | | Min. | Max. | Typ. | Max. |
| Units | μH | Ω | | MHz | A | | A | |
| Symbol | L | DCR | | S.R.F | Isat | | Irms | |
| SWPA3010S1R0NT | 1.0±30% | 0.085 | 0.065 | 180 | 1.40 | 2.10 | 1.45 | 1.80 |
| SWPA3010S1R2NT | 1.2±30% | 0.085 | 0.065 | 137 | 1.25 | 1.70 | 1.45 | 1.80 |
| SWPA3010S1R5NT | 1.5±30% | 0.104 | 0.080 | 120 | 1.27 | 1.70 | 1.30 | 1.60 |
| SWPA3010S2R2NT | 2.2±30% | 0.143 | 0.110 | 100 | 1.15 | 1.50 | 1.09 | 1.40 |
| SWPA3010S2R7NT | 2.7±30% | 0.169 | 0.130 | 90 | 1.00 | 1.20 | 1.02 | 1.40 |
| SWPA3010S3R3NT | 3.3±30% | 0.189 | 0.145 | 74 | 0.97 | 1.20 | 0.96 | 1.20 |
| SWPA3010S3R6MT | 3.6±20% | 0.215 | 0.165 | 67 | 0.95 | 1.20 | 0.90 | 1.10 |
| SWPA3010S4R7MT | 4.7±20% | 0.293 | 0.225 | 59 | 0.75 | 1.05 | 0.77 | 1.10 |
| SWPA3010S5R6MT | 5.6±20% | 0.322 | 0.248 | 40 | 0.58 | 0.65 | 0.70 | 1.05 |
| SWPA3010S6R8MT | 6.8±20% | 0.397 | 0.305 | 42 | 0.55 | 0.72 | 0.66 | 0.96 |
| SWPA3010S8R2MT | 8.2±20% | 0.520 | 0.400 | 23 | 0.55 | 0.70 | 0.58 | 0.70 |
| SWPA3010S100MT | 10±20% | 0.520 | 0.400 | 39 | 0.55 | 0.75 | 0.58 | 0.70 |
| SWPA3010S120MT | 12±20% | 0.657 | 0.505 | 36 | 0.43 | 0.65 | 0.52 | 0.67 |
| SWPA3010S150MT | 15±20% | 0.793 | 0.610 | 30 | 0.42 | 0.57 | 0.47 | 0.57 |
| SWPA3010S220MT | 22±20% | 1.209 | 0.930 | 28 | 0.35 | 0.48 | 0.38 | 0.52 |
| SWPA3010S270MT | 27±20% | 1.404 | 1.080 | 25 | 0.30 | 0.45 | 0.35 | 0.50 |
| SWPA3010S330MT | 33±20% | 2.015 | 1.550 | 18 | 0.29 | 0.42 | 0.30 | 0.55 |
| SWPA3010S390MT | 39±20% | 2.275 | 1.750 | 18 | 0.28 | 0.38 | 0.28 | 0.53 |
| SWPA3010S430MT | 43±20% | 2.340 | 1.800 | 18 | 0.23 | 0.36 | 0.27 | 0.52 |
| SWPA3010S470MT | 47±20% | 2.535 | 1.950 | 18 | 0.22 | 0.35 | 0.26 | 0.52 |
| SWPA3010S510MT | 51±20% | 2.860 | 2.200 | 18 | 0.21 | 0.33 | 0.25 | 0.48 |
| SWPA3010S560MT | 56±20% | 3.016 | 2.320 | 16 | 0.21 | 0.28 | 0.24 | 0.35 |

SWPA3012S Series

| Part Number | Inductance @100kHz,1V | DC Resistance (±30%) | | Self-resonant Frequency | Saturation Current *3 | | Heat Rating Current *4 | |
|----------------|--------------------------|-------------------------|-------|----------------------------|--------------------------|------|------------------------------|------|
| | | Max. | Typ. | | Min. | Max. | Typ. | Max. |
| Units | μH | Ω | | MHz | A | | A | |
| Symbol | L | DCR | | S.R.F | Isat | | Irms | |
| SWPA3012SR22NT | 0.22±30% | 0.022 | 0.017 | 321 | 5.30 | 6.00 | 3.00 | 3.30 |
| SWPA3012SR82NT | 0.82±30% | 0.039 | 0.030 | 180 | 2.05 | 2.80 | 2.47 | 3.00 |
| SWPA3012S1R0NT | 1.0±30% | 0.052 | 0.040 | 120 | 1.87 | 2.80 | 2.20 | 2.70 |
| SWPA3012S1R2NT | 1.2±30% | 0.059 | 0.045 | 120 | 2.22 | 2.50 | 2.01 | 2.20 |
| SWPA3012S1R5NT | 1.5±30% | 0.059 | 0.045 | 110 | 1.62 | 1.90 | 2.01 | 2.20 |
| SWPA3012S1R8NT | 1.8±30% | 0.082 | 0.063 | 90 | 1.30 | 1.90 | 1.65 | 1.80 |
| SWPA3012S2R2NT | 2.2±30% | 0.098 | 0.075 | 84 | 1.20 | 1.90 | 1.55 | 1.70 |
| SWPA3012S2R4NT | 2.4±30% | 0.088 | 0.068 | 100 | 1.15 | 1.50 | 1.60 | 1.70 |
| SWPA3012S2R7NT | 2.7±30% | 0.110 | 0.085 | 65 | 1.14 | 1.50 | 1.48 | 1.50 |
| SWPA3012S3R3MT | 3.3±20% | 0.130 | 0.100 | 64 | 1.05 | 1.50 | 1.36 | 1.40 |
| SWPA3012S3R6MT | 3.6±20% | 0.130 | 0.100 | 36 | 1.05 | 1.50 | 1.36 | 1.40 |
| SWPA3012S3R9MT | 3.9±20% | 0.189 | 0.145 | 61 | 1.00 | 1.30 | 1.24 | 1.30 |
| SWPA3012S4R7MT | 4.7±20% | 0.156 | 0.120 | 61 | 0.90 | 1.00 | 1.24 | 1.30 |
| SWPA3012S5R6MT | 5.6±20% | 0.226 | 0.174 | 61 | 0.80 | 1.10 | 1.13 | 1.24 |
| SWPA3012S6R8MT | 6.8±20% | 0.247 | 0.190 | 61 | 0.75 | 0.90 | 0.98 | 1.10 |
| SWPA3012S100MT | 10±20% | 0.345 | 0.265 | 42 | 0.60 | 0.88 | 0.83 | 0.90 |
| SWPA3012S120MT | 12±20% | 0.449 | 0.345 | 32 | 0.48 | 0.67 | 0.73 | 0.84 |
| SWPA3012S150MT | 15±20% | 0.468 | 0.360 | 27 | 0.45 | 0.62 | 0.71 | 0.77 |
| SWPA3012S180MT | 18±20% | 0.709 | 0.545 | 25 | 0.43 | 0.59 | 0.58 | 0.65 |



Specifications subject to change without notice. Please check our website for latest information. Revised 2016/09/05

SPECIFICATIONS

SWPA3012S Series

| Part Number | Inductance | DC Resistance (±30%) | | Self-resonant Frequency | Saturation Current ^{*3} | | Heat Rating Current ^{*4} | |
|----------------|------------|-------------------------|-------|----------------------------|-------------------------------------|------|--------------------------------------|------|
| | @100kHz,1V | Max. | Typ. | Min. | Max. | Typ. | Max. | Typ. |
| Units | µH | Ω | | MHz | A | | A | |
| Symbol | L | DCR | | S.R.F | Isat | | Irms | |
| SWPA3012S220MT | 22±20% | 0.839 | 0.645 | 23 | 0.42 | 0.52 | 0.53 | 0.59 |
| SWPA3012S270MT | 27±20% | 1.131 | 0.870 | 21 | 0.35 | 0.48 | 0.47 | 0.51 |
| SWPA3012S330MT | 33±20% | 1.138 | 0.875 | 18 | 0.36 | 0.46 | 0.46 | 0.50 |
| SWPA3012S360MT | 36±20% | 1.235 | 0.950 | 18 | 0.34 | 0.44 | 0.44 | 0.48 |
| SWPA3012S390MT | 39±20% | 1.729 | 1.330 | 18 | 0.30 | 0.39 | 0.37 | 0.41 |
| SWPA3012S470MT | 47±20% | 1.885 | 1.450 | 14 | 0.27 | 0.35 | 0.35 | 0.40 |
| SWPA3012S560MT | 56±20% | 1.794 | 1.380 | 9 | 0.26 | 0.33 | 0.28 | 0.40 |
| SWPA3012S680MT | 68±20% | 2.171 | 1.670 | 7 | 0.24 | 0.29 | 0.33 | 0.37 |
| SWPA3012S820MT | 82±20% | 3.302 | 2.540 | 7 | 0.17 | 0.27 | 0.27 | 0.31 |
| SWPA3012S101MT | 100±20% | 3.718 | 2.860 | 5 | 0.21 | 0.23 | 0.25 | 0.29 |

SWPA3015S Series

| Part Number | Inductance | DC Resistance (±30%) | | Self-resonant Frequency | Saturation Current ^{*3} | | Heat Rating Current ^{*4} | |
|----------------|------------|-------------------------|-------|----------------------------|----------------------------------|------|--------------------------------------|------|
| | @100kHz,1V | Max. | Typ. | Min. | Max. | Typ. | Max. | Typ. |
| Units | µH | Ω | | MHz | A | | A | |
| Symbol | L | DCR | | S.R.F | Isat | | Irms | |
| SWPA3015SR50NT | 0.5±30% | 0.039 | 0.030 | 162 | 3.90 | 4.20 | 2.60 | 2.80 |
| SWPA3015S1R0NT | 1.0±30% | 0.039 | 0.030 | 150 | 2.32 | 2.80 | 2.35 | 2.50 |
| SWPA3015S1R2NT | 1.2±30% | 0.052 | 0.040 | 110 | 2.21 | 3.10 | 1.95 | 2.30 |
| SWPA3015S1R5NT | 1.5±30% | 0.065 | 0.050 | 100 | 2.30 | 2.70 | 1.70 | 2.20 |
| SWPA3015S1R8NT | 1.8±30% | 0.065 | 0.050 | 92 | 1.75 | 2.20 | 1.70 | 2.20 |
| SWPA3015S2R2NT | 2.2±30% | 0.078 | 0.060 | 86 | 1.60 | 2.00 | 1.60 | 2.00 |
| SWPA3015S2R7NT | 2.7±30% | 0.098 | 0.075 | 64 | 1.52 | 1.90 | 1.43 | 1.90 |
| SWPA3015S3R3MT | 3.3±20% | 0.104 | 0.080 | 68 | 1.32 | 1.81 | 1.36 | 1.60 |
| SWPA3015S3R6MT | 3.6±20% | 0.137 | 0.105 | 59 | 1.28 | 1.60 | 1.20 | 1.50 |
| SWPA3015S3R9MT | 3.9±20% | 0.137 | 0.105 | 47 | 1.20 | 1.40 | 1.20 | 1.50 |
| SWPA3015S4R3MT | 4.3±20% | 0.150 | 0.115 | 53 | 1.20 | 1.40 | 1.14 | 1.30 |
| SWPA3015S4R7MT | 4.7±20% | 0.163 | 0.125 | 46 | 1.10 | 1.40 | 1.09 | 1.30 |
| SWPA3015S5R1MT | 5.1±20% | 0.173 | 0.133 | 49 | 1.00 | 1.20 | 1.05 | 1.20 |
| SWPA3015S6R2MT | 6.2±20% | 0.254 | 0.195 | 46 | 1.00 | 1.20 | 0.86 | 1.00 |
| SWPA3015S6R8MT | 6.8±20% | 0.260 | 0.200 | 39 | 0.85 | 1.10 | 0.85 | 1.10 |
| SWPA3015S100MT | 10±20% | 0.325 | 0.250 | 41 | 0.72 | 0.92 | 0.77 | 0.90 |
| SWPA3015S120MT | 12±20% | 0.416 | 0.320 | 32 | 0.70 | 0.90 | 0.68 | 0.89 |
| SWPA3015S150MT | 15±20% | 0.455 | 0.350 | 30 | 0.66 | 0.88 | 0.65 | 0.72 |
| SWPA3015S180MT | 18±20% | 0.559 | 0.430 | 23 | 0.56 | 0.72 | 0.59 | 0.72 |
| SWPA3015S220MT | 22±20% | 0.598 | 0.460 | 23 | 0.52 | 0.68 | 0.57 | 0.69 |
| SWPA3015S270MT | 27±20% | 0.949 | 0.730 | 22 | 0.48 | 0.56 | 0.45 | 0.56 |
| SWPA3015S330MT | 33±20% | 1.066 | 0.820 | 20 | 0.44 | 0.53 | 0.43 | 0.51 |
| SWPA3015S390MT | 39±20% | 1.294 | 0.995 | 14 | 0.41 | 0.55 | 0.39 | 0.44 |
| SWPA3015S430MT | 43±20% | 1.378 | 1.060 | 16 | 0.37 | 0.43 | 0.37 | 0.48 |
| SWPA3015S470MT | 47±20% | 1.625 | 1.250 | 14 | 0.35 | 0.43 | 0.35 | 0.44 |
| SWPA3015S560MT | 56±20% | 1.664 | 1.280 | 13 | 0.33 | 0.42 | 0.34 | 0.41 |
| SWPA3015S620MT | 62±20% | 2.093 | 1.610 | 13 | 0.30 | 0.40 | 0.30 | 0.41 |
| SWPA3015S680MT | 68±20% | 3.510 | 2.700 | 11 | 0.28 | 0.37 | 0.23 | 0.31 |
| SWPA3015S101MT | 100±20% | 4.043 | 3.110 | 6.3 | 0.23 | 0.25 | 0.21 | 0.25 |
| SWPA3015S151MT | 150±20% | 4.940 | 3.800 | 4.7 | 0.18 | 0.22 | 0.19 | 0.23 |



Specifications subject to change without notice. Please check our website for latest information. Revised 2016/09/05

Sunlord Industrial Park, Dafuyuan Industrial Zone, Guanlan, Shenzhen, China 518110 Tel: 0086-755-29832660 Fax: 0086-755-82269029 E-Mail: sunlord@sunlordinc.com

SPECIFICATIONS

SWPA4010S Series

| Part Number | Inductance | DC Resistance (±30%) | | Self-resonant Frequency | Saturation Current ^{*3} | | Heat Rating Current ^{*4} | |
|----------------|-------------|-------------------------|-------|----------------------------|-------------------------------------|------|--------------------------------------|------|
| | | Max. | Typ. | | Min. | Max. | Typ. | Max. |
| | @100kHz, 1V | | | | | | | |
| Units | μH | Ω | | MHz | A | | A | |
| Symbol | L | DCR | | S.R.F | Isat | | Irms | |
| SWPA4010S1R0NT | 1.0±30% | 0.067 | 0.056 | 116 | 2.00 | 2.30 | 1.90 | 2.40 |
| SWPA4010S1R5NT | 1.5±30% | 0.084 | 0.070 | 94 | 1.68 | 2.00 | 1.70 | 2.00 |
| SWPA4010S2R2MT | 2.2±20% | 0.102 | 0.085 | 73 | 1.20 | 1.50 | 1.50 | 2.00 |
| SWPA4010S3R3MT | 3.3±20% | 0.120 | 0.100 | 58 | 1.10 | 1.40 | 1.40 | 1.80 |
| SWPA4010S4R7MT | 4.7±20% | 0.168 | 0.140 | 47 | 0.95 | 1.10 | 1.20 | 1.50 |
| SWPA4010S6R8MT | 6.8±20% | 0.240 | 0.200 | 38 | 0.80 | 0.95 | 1.00 | 1.20 |
| SWPA4010S100MT | 10±20% | 0.360 | 0.300 | 31 | 0.62 | 0.75 | 0.75 | 1.00 |
| SWPA4010S150MT | 15±20% | 0.516 | 0.430 | 24 | 0.54 | 0.61 | 0.60 | 0.85 |
| SWPA4010S220MT | 22±20% | 0.684 | 0.570 | 19 | 0.45 | 0.52 | 0.50 | 0.75 |

SWPA4012S Series

| Part Number | Inductance | DC Resistance (±30%) | | Self-resonant Frequency | Saturation Current ^{*3} | | Heat Rating Current ^{*4} | |
|----------------|-------------|-------------------------|-------|----------------------------|-------------------------------------|------|--------------------------------------|------|
| | | Max. | Typ. | | Min. | Max. | Typ. | Max. |
| | @100kHz, 1V | | | | | | | |
| Units | μH | Ω | | MHz | A | | A | |
| Symbol | L | DCR | | S.R.F | Isat | | Irms | |
| SWPA4012SR82NT | 0.82±30% | 0.065 | 0.050 | 150 | 3.02 | 3.30 | 1.65 | 2.50 |
| SWPA4012S1R0NT | 1.0±30% | 0.065 | 0.050 | 120 | 2.61 | 3.20 | 1.65 | 2.50 |
| SWPA4012S1R5NT | 1.5±30% | 0.085 | 0.065 | 90 | 2.10 | 2.70 | 1.46 | 2.20 |
| SWPA4012S1R8NT | 1.8±30% | 0.104 | 0.080 | 88 | 2.12 | 2.60 | 1.32 | 1.90 |
| SWPA4012S2R2NT | 2.2±30% | 0.104 | 0.080 | 74 | 1.76 | 2.30 | 1.32 | 1.90 |
| SWPA4012S2R7NT | 2.7±30% | 0.117 | 0.090 | 71 | 1.90 | 2.30 | 1.25 | 1.70 |
| SWPA4012S3R3NT | 3.3±30% | 0.143 | 0.110 | 60 | 1.72 | 2.10 | 1.12 | 1.60 |
| SWPA4012S3R6NT | 3.6±30% | 0.143 | 0.110 | 57 | 1.20 | 1.70 | 1.12 | 1.60 |
| SWPA4012S4R3NT | 4.3±30% | 0.182 | 0.140 | 54 | 1.58 | 1.70 | 1.00 | 1.50 |
| SWPA4012S4R7NT | 4.7±30% | 0.163 | 0.125 | 50 | 1.15 | 1.80 | 1.05 | 1.50 |
| SWPA4012S5R1NT | 5.1±30% | 0.201 | 0.155 | 50 | 1.55 | 1.60 | 0.95 | 1.50 |
| SWPA4012S5R6NT | 5.6±30% | 0.182 | 0.140 | 42 | 1.00 | 1.60 | 1.00 | 1.20 |
| SWPA4012S6R8MT | 6.8±20% | 0.257 | 0.198 | 40 | 0.85 | 1.40 | 0.84 | 1.20 |
| SWPA4012S100MT | 10±20% | 0.345 | 0.265 | 33 | 0.80 | 1.10 | 0.77 | 1.00 |
| SWPA4012S120MT | 12±20% | 0.377 | 0.290 | 32 | 0.66 | 1.00 | 0.70 | 0.95 |
| SWPA4012S150MT | 15±20% | 0.442 | 0.340 | 25 | 0.56 | 0.80 | 0.64 | 0.85 |
| SWPA4012S180MT | 18±20% | 0.611 | 0.470 | 23 | 0.55 | 0.75 | 0.55 | 0.80 |
| SWPA4012S220MT | 22±20% | 0.763 | 0.587 | 20 | 0.46 | 0.70 | 0.49 | 0.75 |
| SWPA4012S270MT | 27±20% | 0.936 | 0.720 | 18 | 0.50 | 0.70 | 0.45 | 0.60 |
| SWPA4012S330MT | 33±20% | 1.053 | 0.810 | 17 | 0.42 | 0.60 | 0.42 | 0.58 |
| SWPA4012S360MT | 36±20% | 1.170 | 0.900 | 14 | 0.40 | 0.50 | 0.40 | 0.56 |
| SWPA4012S390MT | 39±20% | 1.430 | 1.100 | 16 | 0.55 | 0.66 | 0.37 | 0.50 |
| SWPA4012S470MT | 47±20% | 1.430 | 1.100 | 12 | 0.35 | 0.50 | 0.37 | 0.50 |
| SWPA4012S560MT | 56±20% | 1.625 | 1.250 | 11 | 0.33 | 0.45 | 0.33 | 0.46 |
| SWPA4012S680MT | 68±20% | 2.535 | 1.950 | 11 | 0.38 | 0.45 | 0.27 | 0.45 |
| SWPA4012S820MT | 82±20% | 2.782 | 2.140 | 11 | 0.28 | 0.40 | 0.26 | 0.36 |
| SWPA4012S101MT | 100±20% | 2.873 | 2.210 | 9.4 | 0.25 | 0.30 | 0.25 | 0.35 |

SPECIFICATIONS

SWPA4018S Series

| Part Number | Inductance @100kHz,1V | DC Resistance (±30%) | | Self-resonant Frequency Min. | Saturation Current ³ | | Heat Rating Current ⁴ | |
|----------------|--------------------------|-------------------------|-------|------------------------------------|------------------------------------|------|-------------------------------------|------|
| | | Max. | Typ. | | Max. | Typ. | Max. | Typ. |
| Units | μH | Ω | | MHz | A | | A | |
| Symbol | L | DCR | | S.R.F | Isat | | Irms | |
| SWPA4018SR47NT | 0.47±30% | 0.018 | 0.014 | 155 | 4.30 | 5.20 | 4.00 | 4.50 |
| SWPA4018SR68NT | 0.68±30% | 0.026 | 0.020 | 128 | 4.90 | 5.60 | 3.30 | 3.80 |
| SWPA4018S1R0NT | 1.0±30% | 0.033 | 0.025 | 80 | 4.80 | 5.20 | 2.00 | 3.30 |
| SWPA4018S1R5NT | 1.5±30% | 0.039 | 0.030 | 65 | 3.35 | 4.00 | 1.80 | 3.20 |
| SWPA4018S1R8NT | 1.8±30% | 0.044 | 0.034 | 54 | 3.00 | 3.40 | 2.00 | 2.80 |
| SWPA4018S2R2MT | 2.2±20% | 0.059 | 0.045 | 52 | 2.70 | 3.20 | 1.65 | 2.60 |
| SWPA4018S3R3MT | 3.3±20% | 0.091 | 0.070 | 44 | 2.45 | 2.90 | 1.23 | 2.10 |
| SWPA4018S4R7MT | 4.7±20% | 0.117 | 0.090 | 34 | 1.70 | 2.20 | 1.20 | 1.80 |
| SWPA4018S6R8MT | 6.8±20% | 0.143 | 0.110 | 29 | 1.45 | 2.00 | 1.06 | 1.50 |
| SWPA4018S100MT | 10±20% | 0.234 | 0.180 | 24 | 1.30 | 1.60 | 0.84 | 1.20 |
| SWPA4018S150MT | 15±20% | 0.325 | 0.250 | 19 | 0.94 | 1.10 | 0.65 | 1.00 |
| SWPA4018S220MT | 22±20% | 0.468 | 0.360 | 16 | 0.80 | 0.88 | 0.59 | 0.85 |
| SWPA4018S270MT | 27±20% | 0.611 | 0.470 | 27 | 0.47 | 0.62 | 0.52 | 0.90 |
| SWPA4018S330MT | 33±20% | 0.689 | 0.530 | 12 | 0.56 | 0.75 | 0.49 | 0.72 |
| SWPA4018S470MT | 47±20% | 0.845 | 0.650 | 10 | 0.57 | 0.70 | 0.42 | 0.65 |
| SWPA4018S680MT | 68±20% | 1.300 | 1.000 | 8.3 | 0.47 | 0.51 | 0.32 | 0.52 |
| SWPA4018S101MT | 100±20% | 2.275 | 1.750 | 6.5 | 0.40 | 0.44 | 0.25 | 0.41 |
| SWPA4018S151MT | 150±20% | 3.250 | 2.500 | 5.5 | 0.31 | 0.34 | 0.22 | 0.36 |
| SWPA4018S221MT | 220±20% | 5.200 | 4.000 | 4 | 0.27 | 0.30 | 0.17 | 0.27 |

SWPA4020S Series

| Part Number | Inductance @100kHz,1V | DC Resistance (±30%) | | Self-resonant Frequency Min. | Saturation Current ³ | | Heat Rating Current ⁴ | |
|----------------|--------------------------|-------------------------|-------|------------------------------------|------------------------------------|------|-------------------------------------|------|
| | | Max. | Typ. | | Max. | Typ. | Max. | Typ. |
| Units | μH | Ω | | MHz | A | | A | |
| Symbol | L | DCR | | S.R.F | Isat | | Irms | |
| SWPA4020SR24MT | 0.24±20% | 0.014 | 0.011 | 283 | 10.5 | 12.5 | 4.50 | 5.20 |
| SWPA4020SR33NT | 0.33±30% | 0.016 | 0.013 | 223 | 7.50 | 8.50 | 3.30 | 4.90 |
| SWPA4020SR47NT | 0.47±30% | 0.029 | 0.022 | 160 | 7.00 | 7.50 | 3.30 | 3.70 |
| SWPA4020SR68NT | 0.68±30% | 0.036 | 0.028 | 120 | 6.40 | 6.60 | 2.80 | 3.30 |
| SWPA4020S1R0NT | 1.0±30% | 0.038 | 0.029 | 75 | 4.78 | 5.20 | 2.15 | 3.20 |
| SWPA4020S1R2NT | 1.2±30% | 0.038 | 0.029 | 72 | 5.10 | 5.60 | 2.15 | 3.20 |
| SWPA4020S1R5NT | 1.5±30% | 0.046 | 0.035 | 71 | 4.45 | 4.90 | 1.98 | 3.00 |
| SWPA4020S2R2NT | 2.2±30% | 0.052 | 0.040 | 49 | 3.40 | 3.70 | 1.85 | 2.80 |
| SWPA4020S3R3MT | 3.3±20% | 0.091 | 0.070 | 44 | 3.20 | 3.50 | 1.40 | 2.50 |
| SWPA4020S3R6MT | 3.6±20% | 0.072 | 0.055 | 49 | 2.80 | 3.00 | 1.54 | 2.50 |
| SWPA4020S4R7MT | 4.7±20% | 0.098 | 0.075 | 42 | 2.35 | 2.50 | 1.34 | 2.00 |
| SWPA4020S5R1MT | 5.1±20% | 0.111 | 0.085 | 42 | 2.30 | 2.50 | 1.27 | 1.80 |
| SWPA4020S5R6MT | 5.6±20% | 0.117 | 0.090 | 30 | 2.20 | 2.40 | 1.22 | 1.80 |
| SWPA4020S6R2MT | 6.2±20% | 0.150 | 0.115 | 36 | 2.15 | 2.30 | 1.08 | 1.60 |
| SWPA4020S6R8MT | 6.8±20% | 0.163 | 0.125 | 33 | 2.20 | 2.40 | 1.04 | 1.60 |
| SWPA4020S7R5MT | 7.5±20% | 0.150 | 0.115 | 30 | 1.85 | 2.00 | 1.08 | 1.50 |
| SWPA4020S8R2MT | 8.2±20% | 0.163 | 0.125 | 27 | 1.75 | 1.90 | 1.04 | 1.40 |
| SWPA4020S100MT | 10±20% | 0.215 | 0.165 | 26 | 1.60 | 1.70 | 0.90 | 1.20 |
| SWPA4020S120MT | 12±20% | 0.228 | 0.175 | 26 | 1.50 | 1.60 | 0.88 | 1.20 |
| SWPA4020S150MT | 15±20% | 0.299 | 0.230 | 24 | 1.35 | 1.50 | 0.77 | 1.10 |
| SWPA4020S220MT | 22±20% | 0.455 | 0.350 | 15 | 1.05 | 1.10 | 0.62 | 0.87 |
| SWPA4020S270MT | 27±20% | 0.709 | 0.545 | 14 | 1.02 | 1.10 | 0.50 | 0.70 |



Specifications subject to change without notice. Please check our website for latest information. Revised 2016/09/05

SPECIFICATIONS

SWPA4020S Series

| Part Number | Inductance @100kHz,1V | DC Resistance (±30%) | | Self-resonant Frequency Min. | Saturation Current *3 | | Heat Rating Current *4 | |
|----------------|--------------------------|-------------------------|-------|------------------------------------|--------------------------|------|------------------------------|------|
| | | Max. | Typ. | | Max. | Typ. | Max. | Typ. |
| Units | μH | Ω | | MHz | A | | A | |
| Symbol | L | DCR | | S.R.F | Isat | | Irms | |
| SWPA4020S330MT | 33±20% | 0.715 | 0.550 | 11 | 0.85 | 0.93 | 0.49 | 0.68 |
| SWPA4020S390MT | 39±20% | 0.845 | 0.650 | 11 | 0.82 | 0.90 | 0.46 | 0.64 |
| SWPA4020S430MT | 43±20% | 0.858 | 0.660 | 10 | 0.77 | 0.85 | 0.45 | 0.63 |
| SWPA4020S470MT | 47±20% | 0.923 | 0.710 | 10 | 0.74 | 0.81 | 0.44 | 0.61 |
| SWPA4020S510MT | 51±20% | 0.975 | 0.750 | 10 | 0.70 | 0.77 | 0.42 | 0.59 |
| SWPA4020S560MT | 56±20% | 1.040 | 0.800 | 10 | 0.66 | 0.72 | 0.41 | 0.57 |
| SWPA4020S620MT | 62±20% | 1.170 | 0.900 | 9.6 | 0.65 | 0.71 | 0.39 | 0.52 |
| SWPA4020S680MT | 68±20% | 1.380 | 1.060 | 7.7 | 0.61 | 0.67 | 0.36 | 0.50 |
| SWPA4020S750MT | 75±20% | 1.510 | 1.160 | 7.7 | 0.70 | 0.77 | 0.35 | 0.49 |
| SWPA4020S820MT | 82±20% | 1.520 | 1.170 | 7.2 | 0.50 | 0.55 | 0.34 | 0.47 |
| SWPA4020S101MT | 100±20% | 2.020 | 1.550 | 6.3 | 0.48 | 0.53 | 0.31 | 0.43 |

SWPA4026S Series

| Part Number | Inductance @100kHz,1V | DC Resistance (±30%) | | Self-resonant Frequency Min. | Saturation Current *3 | | Heat Rating Current *4 | |
|----------------|--------------------------|-------------------------|-------|------------------------------------|--------------------------|------|------------------------------|------|
| | | Max. | Typ. | | Max. | Typ. | Max. | Typ. |
| Units | μH | Ω | | MHz | A | | A | |
| Symbol | L | DCR | | S.R.F | Isat | | Irms | |
| SWPA4026S1R0NT | 1.0±30% | 0.031 | 0.024 | 151 | 3.30 | 3.80 | 3.00 | 3.30 |
| SWPA4026S1R2NT | 1.2±30% | 0.039 | 0.030 | 120 | 3.10 | 3.40 | 2.30 | 3.30 |
| SWPA4026S1R5NT | 1.5±30% | 0.039 | 0.030 | 100 | 2.40 | 2.90 | 2.30 | 3.10 |
| SWPA4026S2R2MT | 2.2±20% | 0.052 | 0.040 | 96 | 2.10 | 2.40 | 2.00 | 3.80 |
| SWPA4026S3R3MT | 3.3±20% | 0.065 | 0.050 | 58 | 1.80 | 2.00 | 1.70 | 2.50 |
| SWPA4026S4R7MT | 4.7±20% | 0.072 | 0.055 | 46 | 1.45 | 1.70 | 1.60 | 2.30 |
| SWPA4026S6R8MT | 6.8±20% | 0.085 | 0.065 | 33 | 1.30 | 1.50 | 1.50 | 2.00 |
| SWPA4026S100MT | 10±20% | 0.110 | 0.085 | 26 | 1.00 | 1.20 | 1.30 | 1.90 |
| SWPA4026S150MT | 15±20% | 0.143 | 0.110 | 19 | 0.90 | 1.00 | 1.10 | 1.50 |
| SWPA4026S220MT | 22±20% | 0.214 | 0.165 | 13 | 0.60 | 0.80 | 0.90 | 1.40 |
| SWPA4026S330MT | 33±20% | 0.351 | 0.270 | 9 | 0.55 | 0.65 | 0.70 | 1.00 |
| SWPA4026S470MT | 47±20% | 0.390 | 0.300 | 6 | 0.40 | 0.55 | 0.65 | 0.90 |

SWPA4030S Series

| Part Number | Inductance @100kHz,1V | DC Resistance (±30%) | | Self-resonant Frequency Min. | Saturation Current*3 | | Heat Rating Current*4 | |
|----------------|--------------------------|-------------------------|-------|------------------------------------|-------------------------|------|--------------------------|------|
| | | Max. | Typ. | | Max. | Typ. | Max. | Typ. |
| Units | μH | Ω | | MHz | A | | A | |
| Symbol | L | DCR | | S.R.F | Isat | | Irms | |
| SWPA4030SR68NT | 0.68±30% | 0.013 | 0.010 | 130 | 6.80 | 8.00 | 4.56 | 5.10 |
| SWPA4030SR91NT | 0.91±30% | 0.017 | 0.013 | 100 | 6.25 | 6.80 | 4.15 | 4.70 |
| SWPA4030S1R0NT | 1.0±30% | 0.018 | 0.014 | 70 | 5.26 | 5.70 | 4.15 | 4.70 |
| SWPA4030S1R2NT | 1.2±30% | 0.020 | 0.015 | 80 | 5.80 | 6.30 | 3.82 | 4.20 |
| SWPA4030S1R5NT | 1.5±30% | 0.026 | 0.020 | 62 | 4.84 | 5.30 | 3.34 | 3.60 |
| SWPA4030S1R8NT | 1.8±30% | 0.033 | 0.025 | 60 | 5.40 | 5.80 | 3.20 | 3.30 |
| SWPA4030S2R2NT | 2.2±30% | 0.039 | 0.030 | 52 | 4.90 | 5.80 | 2.95 | 3.20 |
| SWPA4030S3R3MT | 3.3±20% | 0.052 | 0.040 | 38 | 3.30 | 3.60 | 2.40 | 2.60 |
| SWPA4030S3R6MT | 3.6±20% | 0.052 | 0.040 | 37 | 3.00 | 3.50 | 2.40 | 2.60 |
| SWPA4030S3R9MT | 3.9±20% | 0.074 | 0.057 | 32 | 3.00 | 3.30 | 2.10 | 2.30 |



Specifications subject to change without notice. Please check our website for latest information. Revised 2016/09/05

SPECIFICATIONS

SWPA4030S Series

| Part Number | Inductance @100kHz,1V | DC Resistance (±30%) | | Self-resonant Frequency Min. | Saturation Current ^{*3} | | Heat Rating Current ^{*4} | |
|----------------|--------------------------|-------------------------|-------|------------------------------------|-------------------------------------|------|--------------------------------------|------|
| | | Max. | Typ. | | Max. | Typ. | Max. | Typ. |
| Units | µH | Ω | | MHz | A | | A | |
| Symbol | L | DCR | | S.R.F | Isat | | Irms | |
| SWPA4030S4R3MT | 4.3±20% | 0.072 | 0.055 | 37 | 2.95 | 3.20 | 2.10 | 2.30 |
| SWPA4030S4R7MT | 4.7±20% | 0.078 | 0.060 | 31 | 2.90 | 3.20 | 2.00 | 2.30 |
| SWPA4030S5R6MT | 5.6±20% | 0.085 | 0.065 | 30 | 2.60 | 2.80 | 1.95 | 2.10 |
| SWPA4030S6R8MT | 6.8±20% | 0.117 | 0.090 | 24 | 2.75 | 3.00 | 1.60 | 1.70 |
| SWPA4030S7R5MT | 7.5±20% | 0.110 | 0.085 | 26 | 2.20 | 2.40 | 1.65 | 1.80 |
| SWPA4030S8R2MT | 8.2±20% | 0.117 | 0.090 | 26 | 2.10 | 2.30 | 1.60 | 1.70 |
| SWPA4030S100MT | 10±20% | 0.130 | 0.100 | 21 | 1.95 | 2.40 | 1.50 | 1.60 |
| SWPA4030S120MT | 12±20% | 0.175 | 0.135 | 18 | 1.70 | 1.80 | 1.30 | 1.40 |
| SWPA4030S150MT | 15±20% | 0.247 | 0.190 | 16 | 1.65 | 1.80 | 1.11 | 1.20 |
| SWPA4030S180MT | 18±20% | 0.260 | 0.200 | 10 | 1.40 | 1.50 | 1.10 | 1.20 |
| SWPA4030S220MT | 22±20% | 0.292 | 0.225 | 10 | 1.30 | 1.40 | 1.00 | 1.20 |
| SWPA4030S270MT | 27±20% | 0.338 | 0.260 | 10 | 1.15 | 1.35 | 0.90 | 1.05 |
| SWPA4030S330MT | 33±20% | 0.429 | 0.330 | 10 | 1.10 | 1.20 | 0.84 | 0.92 |
| SWPA4030S360MT | 36±20% | 0.436 | 0.335 | 9.8 | 1.05 | 1.10 | 0.83 | 0.91 |
| SWPA4030S390MT | 39±20% | 0.566 | 0.435 | 10 | 1.03 | 1.10 | 0.73 | 0.80 |
| SWPA4030S470MT | 47±20% | 0.579 | 0.445 | 8.4 | 0.95 | 1.00 | 0.72 | 0.80 |
| SWPA4030S510MT | 51±20% | 0.611 | 0.470 | 8.4 | 0.90 | 1.13 | 0.70 | 0.80 |
| SWPA4030S560MT | 56±20% | 0.722 | 0.555 | 8.4 | 0.85 | 0.94 | 0.65 | 0.71 |
| SWPA4030S620MT | 62±20% | 0.761 | 0.585 | 7 | 0.80 | 0.99 | 0.63 | 0.70 |
| SWPA4030S680MT | 68±20% | 1.128 | 0.868 | 7 | 0.72 | 0.80 | 0.52 | 0.57 |
| SWPA4030S750MT | 75±20% | 1.326 | 1.020 | 6.3 | 0.70 | 0.88 | 0.48 | 0.53 |
| SWPA4030S820MT | 82±20% | 1.378 | 1.060 | 5.6 | 0.66 | 0.72 | 0.47 | 0.52 |
| SWPA4030S910MT | 91±20% | 1.430 | 1.100 | 5.6 | 0.65 | 0.71 | 0.46 | 0.50 |
| SWPA4030S101MT | 100±20% | 1.495 | 1.150 | 5.6 | 0.60 | 0.73 | 0.45 | 0.49 |
| SWPA4030S121MT | 120±20% | 1.755 | 1.350 | 5.4 | 0.55 | 0.60 | 0.42 | 0.46 |
| SWPA4030S151MT | 150±20% | 2.340 | 1.800 | 4 | 0.50 | 0.55 | 0.30 | 0.35 |
| SWPA4030S221MT | 220±20% | 3.250 | 2.500 | 4.2 | 0.40 | 0.50 | 0.35 | 0.40 |
| SWPA4030S331MT | 330±20% | 5.200 | 4.000 | 6.8 | 0.30 | 0.40 | 0.25 | 0.26 |
| SWPA4030S471KT | 470±10% | 9.360 | 7.200 | 2 | 0.30 | 0.35 | 0.20 | 0.23 |
| SWPA4030S501MT | 500±20% | 9.027 | 6.944 | 2 | 0.28 | 0.30 | 0.15 | 0.20 |
| SWPA4030S681MT | 680±20% | 9.854 | 7.580 | 1.2 | 0.19 | 0.20 | 0.14 | 0.18 |

SWPA5012S Series

| Part Number | Inductance @100kHz,1V | DC Resistance (±30%) | | Self-resonant Frequency Min. | Saturation Current ^{*3} | | Heat Rating Current ^{*4} | |
|----------------|--------------------------|-------------------------|-------|------------------------------------|----------------------------------|------|--------------------------------------|------|
| | | Max. | Typ. | | Max. | Typ. | Max. | Typ. |
| Units | µH | Ω | | MHz | A | | A | |
| Symbol | L | DCR | | S.R.F | Isat | | Irms | |
| SWPA5012SR22NT | 0.22±30% | 0.034 | 0.028 | 315 | 8.10 | 9.30 | 3.00 | 3.30 |
| SWPA5012S1R0NT | 1.0±30% | 0.068 | 0.057 | 103 | 4.40 | 4.70 | 2.00 | 2.40 |
| SWPA5012S1R5NT | 1.5±30% | 0.086 | 0.072 | 68 | 3.70 | 3.80 | 1.90 | 2.20 |
| SWPA5012S2R2NT | 2.2±30% | 0.108 | 0.090 | 50 | 3.10 | 3.20 | 1.70 | 2.00 |
| SWPA5012S3R3NT | 3.3±30% | 0.151 | 0.126 | 34 | 2.40 | 2.60 | 1.40 | 1.70 |
| SWPA5012S4R7NT | 4.7±30% | 0.197 | 0.164 | 31 | 2.20 | 2.30 | 1.30 | 1.50 |
| SWPA5012S6R8MT | 6.8±20% | 0.294 | 0.245 | 22 | 1.70 | 1.90 | 1.00 | 1.20 |
| SWPA5012S100MT | 10±20% | 0.413 | 0.344 | 17 | 1.40 | 1.50 | 0.85 | 1.00 |
| SWPA5012S150MT | 15±20% | 0.523 | 0.436 | 13 | 1.20 | 1.30 | 0.80 | 0.92 |



Specifications subject to change without notice. Please check our website for latest information. Revised 2016/09/05

SPECIFICATIONS

SWPA5012S Series

| Part Number | Inductance @100kHz,1V | DC Resistance (±30%) | | Self-resonant Frequency Min. | Saturation Current *3 | | Heat Rating Current *4 | |
|----------------|--------------------------|-------------------------|-------|------------------------------------|--------------------------|------|------------------------------|------|
| | | Max. | Typ. | | Max. | Typ. | Max. | Typ. |
| Units | µH | Ω | | MHz | A | | A | |
| Symbol | L | DCR | | S.R.F | Isat | | Irms | |
| SWPA5012S220MT | 22±20% | 0.858 | 0.780 | 16 | 0.88 | 0.98 | 0.60 | 0.68 |

SWPA5020S Series

| Part Number | Inductance @100kHz,1V | DC Resistance (±30%) | | Self-resonant Frequency Min. | Saturation Current *3 | | Heat Rating Current *4 | |
|----------------|--------------------------|-------------------------|-------|------------------------------------|--------------------------|-------|------------------------------|------|
| | | Max. | Typ. | | Max. | Typ. | Max. | Typ. |
| Units | µH | Ω | | MHz | A | | A | |
| Symbol | L | DCR | | S.R.F | Isat | | Irms | |
| SWPA5020SR22NT | 0.22±30% | 0.011 | 0.009 | 280 | 9.00 | 12.00 | 5.30 | 6.00 |
| SWPA5020SR24NT | 0.24±30% | 0.011 | 0.009 | 248 | 8.00 | 10.00 | 5.30 | 6.00 |
| SWPA5020SR47NT | 0.47±30% | 0.017 | 0.013 | 160 | 6.15 | 6.70 | 4.60 | 5.00 |
| SWPA5020SR56NT | 0.56±30% | 0.022 | 0.017 | 137 | 8.50 | 9.60 | 3.80 | 4.20 |
| SWPA5020SR68MT | 0.68±30% | 0.022 | 0.017 | 120 | 5.50 | 6.00 | 4.00 | 4.40 |
| SWPA5020SR75NT | 0.75±30% | 0.022 | 0.017 | 117 | 5.50 | 6.00 | 4.00 | 4.40 |
| SWPA5020S1R0NT | 1.0±30% | 0.026 | 0.020 | 114 | 4.10 | 5.00 | 3.80 | 4.10 |
| SWPA5020S1R2NT | 1.2±30% | 0.029 | 0.022 | 83 | 4.50 | 4.90 | 3.55 | 3.90 |
| SWPA5020S1R5NT | 1.5±30% | 0.034 | 0.026 | 68 | 4.10 | 4.50 | 3.20 | 3.50 |
| SWPA5020S2R2NT | 2.2±30% | 0.042 | 0.032 | 57 | 3.20 | 4.00 | 2.90 | 3.10 |
| SWPA5020S2R7NT | 2.7±30% | 0.049 | 0.038 | 52 | 2.90 | 3.50 | 2.70 | 2.90 |
| SWPA5020S3R0NT | 3.0±30% | 0.049 | 0.038 | 49 | 2.55 | 2.80 | 2.70 | 2.90 |
| SWPA5020S3R3NT | 3.3±30% | 0.056 | 0.043 | 46 | 2.55 | 3.00 | 2.50 | 2.70 |
| SWPA5020S3R6NT | 3.6±30% | 0.056 | 0.043 | 43 | 2.80 | 3.00 | 2.50 | 2.70 |
| SWPA5020S3R9NT | 3.9±30% | 0.056 | 0.043 | 40 | 2.30 | 2.80 | 2.50 | 2.70 |
| SWPA5020S4R3MT | 4.3±20% | 0.074 | 0.057 | 37 | 2.50 | 3.00 | 2.20 | 2.40 |
| SWPA5020S4R7MT | 4.7±20% | 0.074 | 0.057 | 37 | 2.50 | 2.70 | 2.20 | 2.40 |
| SWPA5020S5R1MT | 5.1±20% | 0.083 | 0.064 | 32 | 2.25 | 2.60 | 2.05 | 2.20 |
| SWPA5020S5R6MT | 5.6±20% | 0.083 | 0.064 | 32 | 2.30 | 2.50 | 2.05 | 2.20 |
| SWPA5020S6R8MT | 6.8±20% | 0.108 | 0.083 | 30 | 2.05 | 2.20 | 1.80 | 1.90 |
| SWPA5020S7R5MT | 7.5±20% | 0.117 | 0.090 | 26 | 1.85 | 2.00 | 1.75 | 1.90 |
| SWPA5020S8R2MT | 8.2±20% | 0.127 | 0.098 | 26 | 1.85 | 2.00 | 1.65 | 1.80 |
| SWPA5020S9R1MT | 9.1±20% | 0.143 | 0.110 | 24 | 1.70 | 1.80 | 1.55 | 1.70 |
| SWPA5020S100MT | 10±20% | 0.143 | 0.110 | 24 | 1.70 | 1.80 | 1.55 | 1.70 |
| SWPA5020S120MT | 12±20% | 0.182 | 0.140 | 22 | 1.50 | 1.60 | 1.40 | 1.50 |
| SWPA5020S150MT | 15±20% | 0.215 | 0.165 | 20 | 1.35 | 1.40 | 1.25 | 1.30 |
| SWPA5020S180MT | 18±20% | 0.260 | 0.200 | 16 | 1.25 | 1.30 | 1.15 | 1.20 |
| SWPA5020S220MT | 22±20% | 0.294 | 0.226 | 14 | 1.15 | 1.20 | 1.10 | 1.20 |
| SWPA5020S330MT | 33±20% | 0.507 | 0.390 | 10 | 0.92 | 1.00 | 0.90 | 0.99 |
| SWPA5020S470MT | 47±20% | 0.680 | 0.523 | 7 | 0.77 | 0.84 | 0.77 | 0.84 |
| SWPA5020S560MT | 56±20% | 0.819 | 0.630 | 6 | 0.77 | 0.84 | 0.70 | 0.77 |
| SWPA5020S680MT | 68±20% | 0.962 | 0.740 | 6 | 0.65 | 0.70 | 0.64 | 0.70 |
| SWPA5020S820MT | 82±20% | 1.158 | 0.965 | 6 | 0.65 | 0.75 | 0.50 | 0.60 |
| SWPA5020S101MT | 100±20% | 1.430 | 1.100 | 6 | 0.53 | 0.58 | 0.53 | 0.58 |
| SWPA5020S121MT | 120±20% | 1.755 | 1.350 | 6 | 0.42 | 0.53 | 0.40 | 0.50 |
| SWPA5020S201MT | 200±20% | 2.600 | 2.000 | 4.5 | 0.30 | 0.33 | 0.40 | 0.45 |

SPECIFICATIONS

SWPA5040S Series

| Part Number | Inductance | DC Resistance (±30%) | | Self-resonant Frequency | Saturation Current ^{*3} | | Heat Rating Current ^{*4} | |
|----------------|------------|-------------------------|-------|----------------------------|-------------------------------------|------|--------------------------------------|------|
| | @100kHz,1V | Max. | Typ. | Min. | Max. | Typ. | Max. | Typ. |
| Units | μH | Ω | | MHz | A | | A | |
| Symbol | L | DCR | | S.R.F | Isat | | Irms | |
| SWPA5040S1R0NT | 1.0±30% | 0.016 | 0.012 | 117 | 7.35 | 8.20 | 4.90 | 5.10 |
| SWPA5040S1R2NT | 1.2±30% | 0.021 | 0.016 | 110 | 6.50 | 7.10 | 4.15 | 4.30 |
| SWPA5040S1R5NT | 1.5±30% | 0.020 | 0.015 | 86 | 6.30 | 7.30 | 4.30 | 4.80 |
| SWPA5040S1R8MT | 1.8±20% | 0.021 | 0.016 | 55 | 5.50 | 6.40 | 4.15 | 4.30 |
| SWPA5040S2R2NT | 2.2±30% | 0.025 | 0.019 | 50 | 4.90 | 5.60 | 3.80 | 4.30 |
| SWPA5040S2R7NT | 2.7±30% | 0.029 | 0.022 | 37 | 4.30 | 5.10 | 3.60 | 4.10 |
| SWPA5040S3R0NT | 3.0±30% | 0.029 | 0.022 | 37 | 4.15 | 4.80 | 3.60 | 4.20 |
| SWPA5040S3R3NT | 3.3±30% | 0.031 | 0.024 | 32 | 3.95 | 4.60 | 3.40 | 3.90 |
| SWPA5040S3R6MT | 3.6±20% | 0.034 | 0.026 | 30 | 3.80 | 4.40 | 3.30 | 3.70 |
| SWPA5040S3R9NT | 3.9±30% | 0.035 | 0.027 | 29 | 3.55 | 4.20 | 3.20 | 3.70 |
| SWPA5040S4R7NT | 4.7±30% | 0.039 | 0.030 | 28 | 3.50 | 3.90 | 3.00 | 3.30 |
| SWPA5040S5R6MT | 5.6±20% | 0.046 | 0.035 | 27 | 3.00 | 4.10 | 2.80 | 3.10 |
| SWPA5040S6R8MT | 6.8±20% | 0.056 | 0.043 | 21 | 2.90 | 3.50 | 2.50 | 2.80 |
| SWPA5040S8R2MT | 8.2±20% | 0.062 | 0.048 | 20 | 2.70 | 3.00 | 2.30 | 2.60 |
| SWPA5040S100MT | 10±20% | 0.083 | 0.064 | 18 | 2.35 | 2.90 | 2.10 | 2.40 |
| SWPA5040S150MT | 15±20% | 0.112 | 0.086 | 13 | 2.00 | 2.30 | 2.00 | 2.10 |
| SWPA5040S220MT | 22±20% | 0.168 | 0.129 | 11 | 1.60 | 1.90 | 1.50 | 1.60 |
| SWPA5040S330MT | 33±20% | 0.244 | 0.188 | 9 | 1.30 | 1.50 | 1.20 | 1.40 |
| SWPA5040S470MT | 47±20% | 0.354 | 0.272 | 7 | 1.10 | 1.30 | 1.00 | 1.10 |
| SWPA5040S680MT | 68±20% | 0.520 | 0.400 | 6 | 0.90 | 1.10 | 0.80 | 0.90 |
| SWPA5040S101MT | 100±20% | 0.728 | 0.560 | 5 | 0.75 | 0.90 | 0.70 | 0.80 |
| SWPA5040S151MT | 150±20% | 0.975 | 0.750 | 3.7 | 0.65 | 0.67 | 0.60 | 0.70 |
| SWPA5040S102MT | 1000±20% | 7.800 | 6.000 | 1.3 | 0.21 | 0.25 | 0.20 | 0.23 |

SWPA6020S Series

| Part Number | Inductance | DC Resistance (±30%) | | Self-resonant Frequency | Saturation Current ^{*3} | | Heat Rating Current ^{*4} | |
|----------------|------------|-------------------------|-------|----------------------------|-------------------------------------|------|--------------------------------------|------|
| | @100kHz,1V | Max. | Typ. | Min. | Max. | Typ. | Max. | Typ. |
| Units | μH | Ω | | MHz | A | | A | |
| Symbol | L | DCR | | S.R.F | Isat | | Irms | |
| SWPA6020SR50NT | 0.50±30% | 0.018 | 0.014 | 120 | 4.50 | 6.00 | 4.00 | 5.00 |
| SWPA6020SR68NT | 0.68±30% | 0.022 | 0.017 | 115 | 6.55 | 7.80 | 3.80 | 4.80 |
| SWPA6020SR82NT | 0.82±30% | 0.022 | 0.017 | 110 | 5.30 | 6.30 | 3.80 | 4.80 |
| SWPA6020S1R0NT | 1.0±30% | 0.020 | 0.020 | 100 | 4.15 | 5.00 | 3.50 | 4.40 |
| SWPA6020S1R2NT | 1.2±30% | 0.029 | 0.022 | 88 | 5.90 | 7.00 | 3.20 | 4.00 |
| SWPA6020S1R5NT | 1.5±30% | 0.029 | 0.022 | 79 | 4.25 | 5.10 | 3.20 | 4.00 |
| SWPA6020S1R8NT | 1.8±30% | 0.036 | 0.028 | 68 | 4.85 | 5.80 | 2.75 | 3.50 |
| SWPA6020S2R0NT | 2.0±30% | 0.046 | 0.035 | 65 | 4.10 | 4.90 | 2.60 | 3.30 |
| SWPA6020S2R2NT | 2.2±30% | 0.036 | 0.028 | 61 | 3.75 | 4.50 | 2.75 | 3.50 |
| SWPA6020S2R7NT | 2.7±30% | 0.046 | 0.035 | 56 | 3.90 | 4.60 | 2.60 | 3.30 |
| SWPA6020S3R3NT | 3.3±30% | 0.046 | 0.035 | 51 | 3.15 | 3.70 | 2.60 | 3.30 |
| SWPA6020S3R9NT | 3.9±30% | 0.064 | 0.049 | 45 | 3.25 | 3.90 | 2.10 | 2.60 |
| SWPA6020S4R3NT | 4.3±30% | 0.064 | 0.049 | 44 | 2.70 | 3.20 | 2.10 | 2.60 |
| SWPA6020S4R7NT | 4.7±30% | 0.075 | 0.058 | 41 | 3.00 | 3.60 | 2.00 | 2.50 |
| SWPA6020S5R6NT | 5.6±30% | 0.075 | 0.058 | 36 | 2.40 | 2.90 | 1.90 | 2.40 |
| SWPA6020S6R2NT | 6.2±30% | 0.103 | 0.079 | 31 | 2.30 | 2.70 | 1.80 | 2.30 |
| SWPA6020S6R8NT | 6.8±30% | 0.103 | 0.079 | 31 | 2.20 | 2.60 | 1.80 | 2.30 |
| SWPA6020S8R2NT | 8.2±30% | 0.137 | 0.105 | 27 | 2.10 | 2.50 | 1.40 | 1.80 |



Specifications subject to change without notice. Please check our website for latest information. Revised 2016/09/05

SPECIFICATIONS

SWPA6020S Series

| Part Number | Inductance @100kHz,1V | DC Resistance (±30%) | | Self-resonant Frequency Min. | Saturation Current ^{*3} | | Heat Rating Current ^{*4} | |
|----------------|--------------------------|-------------------------|-------|------------------------------------|-------------------------------------|------|--------------------------------------|------|
| | | Max. | Typ. | | Max. | Typ. | Max. | Typ. |
| Units | µH | Ω | | MHz | A | | A | |
| Symbol | L | DCR | | S.R.F | Isat | | Irms | |
| SWPA6020S100MT | 10±20% | 0.137 | 0.105 | 27 | 1.75 | 2.10 | 1.40 | 1.80 |
| SWPA6020S120MT | 12±20% | 0.156 | 0.120 | 25 | 1.45 | 1.70 | 1.30 | 1.60 |
| SWPA6020S150MT | 15±20% | 0.189 | 0.145 | 21 | 1.20 | 1.40 | 1.20 | 1.50 |
| SWPA6020S180MT | 18±20% | 0.234 | 0.180 | 18 | 1.20 | 1.40 | 1.08 | 1.40 |
| SWPA6020S220MT | 22±20% | 0.265 | 0.204 | 16 | 1.05 | 1.20 | 1.00 | 1.30 |
| SWPA6020S330MT | 33±20% | 0.390 | 0.300 | 11 | 0.95 | 1.10 | 0.84 | 1.05 |
| SWPA6020S470MT | 47±20% | 0.559 | 0.430 | 10 | 0.70 | 0.90 | 0.80 | 0.90 |
| SWPA6020S331MT | 330±20% | 3.419 | 2.630 | 3 | 0.27 | 0.33 | 0.33 | 0.39 |

SWPA6028S Series

| Part Number | Inductance @100kHz,1V | DC Resistance (±30%) | | Self-resonant Frequency Min. | Saturation Current ^{*3} | | Heat Rating Current ^{*4} | |
|----------------|--------------------------|-------------------------|-------|------------------------------------|-------------------------------------|------|--------------------------------------|------|
| | | Max. | Typ. | | Max. | Typ. | Max. | Typ. |
| Units | µH | Ω | | MHz | A | | A | |
| Symbol | L | DCR | | S.R.F | Isat | | Irms | |
| SWPA6028SR82NT | 0.82±30% | 0.016 | 0.012 | 97 | 6.50 | 9.00 | 5.20 | 6.00 |
| SWPA6028S1R0NT | 1.0±30% | 0.013 | 0.010 | 70 | 5.75 | 7.00 | 5.20 | 5.70 |
| SWPA6028S1R2NT | 1.2±30% | 0.017 | 0.013 | 69 | 6.40 | 7.50 | 4.58 | 5.00 |
| SWPA6028S1R5NT | 1.5±30% | 0.017 | 0.013 | 65 | 6.00 | 6.60 | 4.58 | 5.00 |
| SWPA6028S2R2NT | 2.2±30% | 0.026 | 0.020 | 48 | 5.10 | 5.60 | 3.75 | 4.10 |
| SWPA6028S2R7NT | 2.7±30% | 0.026 | 0.020 | 48 | 3.80 | 4.10 | 3.75 | 4.10 |
| SWPA6028S3R3NT | 3.3±30% | 0.033 | 0.025 | 41 | 4.15 | 4.50 | 3.48 | 3.80 |
| SWPA6028S4R7NT | 4.7±30% | 0.039 | 0.030 | 35 | 3.00 | 3.30 | 3.08 | 3.40 |
| SWPA6028S5R1NT | 5.1±30% | 0.056 | 0.043 | 32 | 3.20 | 3.50 | 2.60 | 2.80 |
| SWPA6028S6R2MT | 6.2±20% | 0.061 | 0.047 | 30 | 3.05 | 3.30 | 2.40 | 2.60 |
| SWPA6028S6R8MT | 6.8±20% | 0.061 | 0.047 | 27 | 2.60 | 3.00 | 2.40 | 2.60 |
| SWPA6028S8R2MT | 8.2±20% | 0.072 | 0.055 | 24 | 2.30 | 2.50 | 2.25 | 2.50 |
| SWPA6028S9R1MT | 9.1±20% | 0.096 | 0.074 | 24 | 2.55 | 2.80 | 2.15 | 2.40 |
| SWPA6028S100MT | 10±20% | 0.094 | 0.072 | 23 | 2.04 | 2.50 | 1.95 | 2.40 |
| SWPA6028S120MT | 12±20% | 0.104 | 0.080 | 18 | 1.80 | 2.00 | 1.85 | 2.00 |
| SWPA6028S150MT | 15±20% | 0.163 | 0.125 | 18 | 1.75 | 1.90 | 1.45 | 1.60 |
| SWPA6028S180MT | 18±20% | 0.156 | 0.120 | 15 | 1.52 | 1.80 | 1.45 | 1.60 |
| SWPA6028S220MT | 22±20% | 0.182 | 0.140 | 14 | 1.45 | 1.80 | 1.40 | 1.60 |
| SWPA6028S270MT | 27±20% | 0.202 | 0.155 | 13 | 1.50 | 1.60 | 1.32 | 1.40 |
| SWPA6028S330MT | 33±20% | 0.241 | 0.185 | 12 | 1.35 | 1.50 | 1.22 | 1.30 |
| SWPA6028S360MT | 36±20% | 0.280 | 0.215 | 11 | 1.25 | 1.40 | 1.13 | 1.20 |
| SWPA6028S390MT | 39±20% | 0.293 | 0.225 | 11 | 1.25 | 1.40 | 1.10 | 1.20 |
| SWPA6028S470MT | 47±20% | 0.410 | 0.315 | 9.5 | 1.15 | 1.30 | 1.06 | 1.10 |
| SWPA6028S560MT | 56±20% | 0.449 | 0.345 | 8.2 | 1.05 | 1.20 | 0.89 | 1.00 |
| SWPA6028S680MT | 68±20% | 0.468 | 0.360 | 7.7 | 0.80 | 0.95 | 0.86 | 0.95 |
| SWPA6028S750MT | 75±20% | 0.533 | 0.410 | 7.7 | 0.90 | 0.99 | 0.81 | 0.90 |
| SWPA6028S820MT | 82±20% | 0.650 | 0.500 | 7.7 | 0.80 | 0.88 | 0.70 | 0.77 |
| SWPA6028S101MT | 100±20% | 0.650 | 0.500 | 7.1 | 0.65 | 0.71 | 0.70 | 0.77 |
| SWPA6028S401MT | 400±20% | 2.808 | 2.160 | 2.8 | 0.30 | 0.33 | 0.40 | 0.45 |
| SWPA6028S102MT | 1000±20% | 7.540 | 5.800 | 1.5 | 0.18 | 0.22 | 0.23 | 0.26 |

SPECIFICATIONS

SWPA6040S Series

| Part Number | Inductance @100kHz,1V | DC Resistance (±30%) | | Self-resonant Frequency | Saturation Current ^{*3} | | Heat Rating Current ^{*4} | |
|----------------|--------------------------|-------------------------|-------|----------------------------|-------------------------------------|------|--------------------------------------|------|
| | | Max. | Typ. | | Min. | Max. | Typ. | Max. |
| Units | μH | Ω | | MHz | A | | A | |
| Symbol | L | DCR | | S.R.F | Isat | | Irms | |
| SWPA6040S1R0MT | 1.0±20% | 0.010 | 0.008 | 97 | 7.85 | 9.05 | 6.30 | 7.20 |
| SWPA6040S100MT | 10±20% | 0.062 | 0.048 | 16 | 3.20 | 3.50 | 2.45 | 2.80 |
| SWPA6040S120MT | 12±20% | 0.075 | 0.058 | 14 | 2.80 | 3.25 | 2.20 | 2.55 |
| SWPA6040S150MT | 15±20% | 0.088 | 0.068 | 13 | 2.50 | 3.00 | 2.05 | 2.35 |
| SWPA6040S220MT | 22±20% | 0.116 | 0.089 | 10 | 2.05 | 2.50 | 1.80 | 2.05 |
| SWPA6040S330MT | 33±20% | 0.178 | 0.137 | 9.9 | 1.65 | 2.00 | 1.45 | 1.65 |
| SWPA6040S680MT | 68±20% | 0.370 | 0.285 | 5.6 | 1.15 | 1.40 | 0.95 | 1.10 |
| SWPA6040S471MT | 470±20% | 2.500 | 1.790 | 2.0 | 0.42 | 0.50 | 0.47 | 0.55 |

SWPA6045S Series

| Part Number | Inductance @100kHz,1V | DC Resistance (±30%) | | Self-resonant Frequency | Saturation Current ^{*3} | | Heat Rating Current ^{*4} | |
|----------------|--------------------------|-------------------------|-------|----------------------------|-------------------------------------|-------|--------------------------------------|------|
| | | Max. | Typ. | | Min. | Max. | Typ. | Max. |
| Units | μH | Ω | | MHz | A | | A | |
| Symbol | L | DCR | | S.R.F | Isat | | Irms | |
| SWPA6045SR47NT | 0.47±30% | 0.008 | 0.006 | 155 | 15.00 | 16.50 | 6.50 | 6.60 |
| SWPA6045SR56NT | 0.56±30% | 0.008 | 0.006 | 142 | 15.00 | 14.00 | 6.50 | 7.50 |
| SWPA6045SR68NT | 0.68±30% | 0.008 | 0.006 | 99 | 11.00 | 12.00 | 5.70 | 6.50 |
| SWPA6045SR82NT | 0.82±30% | 0.010 | 0.008 | 140 | 10.35 | 11.00 | 5.90 | 6.50 |
| SWPA6045S1R0NT | 1.0±30% | 0.014 | 0.011 | 100 | 9.85 | 10.00 | 5.14 | 5.60 |
| SWPA6045S1R2NT | 1.2±30% | 0.013 | 0.010 | 100 | 8.35 | 9.10 | 5.40 | 5.90 |
| SWPA6045S1R3NT | 1.3±30% | 0.013 | 0.010 | 100 | 8.35 | 9.10 | 5.40 | 5.90 |
| SWPA6045S1R5NT | 1.5±30% | 0.016 | 0.012 | 65 | 8.80 | 9.70 | 4.95 | 5.40 |
| SWPA6045S1R8NT | 1.8±30% | 0.016 | 0.012 | 74 | 7.60 | 8.40 | 4.95 | 5.40 |
| SWPA6045S2R2NT | 2.2±30% | 0.018 | 0.014 | 52 | 6.75 | 7.40 | 4.60 | 5.00 |
| SWPA6045S2R3NT | 2.3±30% | 0.027 | 0.021 | 60 | 6.00 | 6.60 | 3.50 | 3.80 |
| SWPA6045S2R7NT | 2.7±30% | 0.020 | 0.015 | 38 | 5.75 | 6.30 | 4.30 | 4.70 |
| SWPA6045S3R0NT | 3.0±30% | 0.026 | 0.020 | 35 | 5.60 | 6.20 | 3.80 | 4.20 |
| SWPA6045S3R3NT | 3.3±30% | 0.027 | 0.021 | 32 | 5.90 | 6.20 | 3.70 | 4.00 |
| SWPA6045S3R6NT | 3.6±30% | 0.027 | 0.021 | 28 | 5.25 | 5.70 | 3.70 | 4.00 |
| SWPA6045S4R3MT | 4.3±20% | 0.030 | 0.023 | 23 | 4.45 | 4.90 | 3.50 | 3.80 |
| SWPA6045S4R5MT | 4.5±20% | 0.034 | 0.026 | 24 | 4.97 | 5.50 | 3.30 | 3.60 |
| SWPA6045S4R7MT | 4.7±20% | 0.034 | 0.026 | 24 | 4.97 | 5.50 | 3.30 | 3.60 |
| SWPA6045S5R1MT | 5.1±20% | 0.034 | 0.026 | 23 | 4.40 | 4.80 | 3.30 | 3.60 |
| SWPA6045S5R6MT | 5.6±20% | 0.038 | 0.029 | 23 | 4.15 | 4.60 | 3.15 | 3.40 |
| SWPA6045S6R2MT | 6.2±20% | 0.040 | 0.031 | 26 | 4.43 | 4.80 | 3.00 | 3.30 |
| SWPA6045S6R3MT | 6.3±20% | 0.040 | 0.031 | 26 | 4.43 | 4.70 | 3.00 | 3.30 |
| SWPA6045S6R8MT | 6.8±20% | 0.040 | 0.031 | 20 | 3.90 | 4.30 | 3.00 | 3.30 |
| SWPA6045S7R5MT | 7.5±20% | 0.044 | 0.034 | 18 | 3.50 | 3.80 | 2.90 | 3.20 |
| SWPA6045S8R2MT | 8.2±20% | 0.056 | 0.043 | 21 | 3.90 | 4.30 | 2.60 | 2.80 |
| SWPA6045S9R1MT | 9.1±20% | 0.056 | 0.043 | 17 | 3.35 | 3.70 | 2.60 | 2.80 |
| SWPA6045S100MT | 10±20% | 0.062 | 0.048 | 15 | 3.20 | 3.50 | 2.45 | 2.70 |
| SWPA6045S120MT | 12±20% | 0.075 | 0.058 | 13 | 2.80 | 3.00 | 2.20 | 2.40 |
| SWPA6045S150MT | 15±20% | 0.088 | 0.068 | 12 | 2.50 | 2.70 | 2.05 | 2.20 |
| SWPA6045S180MT | 18±20% | 0.105 | 0.081 | 10 | 2.20 | 2.40 | 1.85 | 2.00 |
| SWPA6045S220MT | 22±20% | 0.116 | 0.089 | 10 | 2.05 | 2.20 | 1.80 | 2.00 |
| SWPA6045S270MT | 27±20% | 0.133 | 0.102 | 9.2 | 1.90 | 2.10 | 1.65 | 1.80 |



Specifications subject to change without notice. Please check our website for latest information. Revised 2016/09/05

SPECIFICATIONS

SWPA6045S Series

| Part Number | Inductance | DC Resistance (±30%) | | Self-resonant Frequency | Saturation Current ^{*3} | | Heat Rating Current ^{*4} | |
|----------------|------------------|-------------------------|-------|----------------------------|-------------------------------------|------|--------------------------------------|------|
| | | Max. | Typ. | | Min. | Max. | Typ. | Max. |
| Units | @100kHz,1V μH | Ω | | MHz | A | | A | |
| Symbol | L | DCR | | S.R.F | Isat | | Irms | |
| SWPA6045S300MT | 30±20% | 0.172 | 0.132 | 7.8 | 1.70 | 1.80 | 1.50 | 1.60 |
| SWPA6045S330MT | 33±20% | 0.178 | 0.137 | 7.8 | 1.65 | 1.80 | 1.45 | 1.60 |
| SWPA6045S360MT | 36±20% | 0.225 | 0.173 | 7.8 | 1.62 | 1.80 | 1.40 | 1.50 |
| SWPA6045S390MT | 39±20% | 0.234 | 0.180 | 7.8 | 1.50 | 1.60 | 1.25 | 1.40 |
| SWPA6045S430MT | 43±20% | 0.260 | 0.200 | 7.7 | 1.63 | 1.80 | 1.20 | 1.30 |
| SWPA6045S470MT | 47±20% | 0.260 | 0.200 | 6.4 | 1.40 | 1.50 | 1.20 | 1.30 |
| SWPA6045S510MT | 51±20% | 0.269 | 0.207 | 6.4 | 1.35 | 1.50 | 1.15 | 1.20 |
| SWPA6045S560MT | 56±20% | 0.287 | 0.221 | 6.4 | 1.30 | 1.40 | 1.10 | 1.20 |
| SWPA6045S620MT | 62±20% | 0.306 | 0.235 | 6.4 | 1.25 | 1.40 | 1.10 | 1.20 |
| SWPA6045S680MT | 68±20% | 0.376 | 0.289 | 6.4 | 1.20 | 1.30 | 1.00 | 1.10 |
| SWPA6045S750MT | 75±20% | 0.397 | 0.305 | 5 | 1.15 | 1.20 | 0.95 | 1.00 |
| SWPA6045S820MT | 82±20% | 0.443 | 0.341 | 4.9 | 1.05 | 1.10 | 0.90 | 0.99 |
| SWPA6045S910MT | 91±20% | 0.467 | 0.359 | 4.9 | 1.00 | 1.10 | 0.85 | 0.94 |
| SWPA6045S101MT | 100±20% | 0.563 | 0.433 | 4.2 | 0.95 | 1.00 | 0.80 | 0.88 |
| SWPA6045S121MT | 120±20% | 0.629 | 0.484 | 4.2 | 0.85 | 0.94 | 0.77 | 0.85 |
| SWPA6045S151MT | 150±20% | 0.754 | 0.580 | 4.2 | 0.80 | 0.88 | 0.70 | 0.77 |
| SWPA6045S221MT | 220±20% | 1.084 | 0.834 | 3.5 | 0.70 | 0.77 | 0.59 | 0.65 |
| SWPA6045S331MT | 330±20% | 1.651 | 1.270 | 2.8 | 0.57 | 0.63 | 0.57 | 0.63 |
| SWPA6045S471MT | 470±20% | 2.340 | 1.800 | 2.0 | 0.50 | 0.56 | 0.42 | 0.48 |
| SWPA6045S681MT | 680±20% | 3.250 | 2.500 | 1.7 | 0.42 | 0.46 | 0.33 | 0.38 |
| SWPA6045S102MT | 1000±20% | 5.850 | 4.500 | 0.5 | 0.30 | 0.35 | 0.30 | 0.35 |
| SWPA6045S152MT | 1500±20% | 8.450 | 6.500 | 0.8 | 0.24 | 0.27 | 0.21 | 0.24 |

SWPA8040S Series

| Part Number | Inductance | DC Resistance (±30%) | | Self-resonant Frequency | Saturation Current ^{*3} | | Heat Rating Current ^{*4} | |
|----------------|------------------|-------------------------|-------|----------------------------|-------------------------------------|-------|--------------------------------------|------|
| | | Max. | Typ. | | Min. | Max. | Typ. | Max. |
| Units | @100kHz,1V μH | Ω | | MHz | A | | A | |
| Symbol | L | DCR | | S.R.F | Isat | | Irms | |
| SWPA8040SR82NT | 0.82±30% | 0.010 | 0.008 | 94 | 13.80 | 16.00 | 6.30 | 6.90 |
| SWPA8040S1R0NT | 1.0±30% | 0.010 | 0.008 | 89 | 9.85 | 14.00 | 6.30 | 6.90 |
| SWPA8040S1R2NT | 1.2±30% | 0.013 | 0.010 | 59 | 10.00 | 14.00 | 5.65 | 6.20 |
| SWPA8040S1R5NT | 1.5±30% | 0.013 | 0.010 | 67 | 8.15 | 11.00 | 5.65 | 6.20 |
| SWPA8040S2R0NT | 2.0±30% | 0.016 | 0.012 | 43 | 9.25 | 10.00 | 5.15 | 5.60 |
| SWPA8040S2R2NT | 2.2±30% | 0.016 | 0.012 | 41 | 7.10 | 8.00 | 5.15 | 5.60 |
| SWPA8040S3R0NT | 3.0±30% | 0.018 | 0.014 | 32 | 6.10 | 7.00 | 4.70 | 5.20 |
| SWPA8040S3R3NT | 3.3±30% | 0.022 | 0.017 | 27 | 6.50 | 7.00 | 4.40 | 4.80 |
| SWPA8040S3R6NT | 3.6±30% | 0.022 | 0.017 | 30 | 7.52 | 8.50 | 4.35 | 4.80 |
| SWPA8040S3R9NT | 3.9±30% | 0.022 | 0.017 | 26 | 5.75 | 6.50 | 4.35 | 4.80 |
| SWPA8040S4R7NT | 4.7±30% | 0.025 | 0.019 | 24 | 5.90 | 6.50 | 4.10 | 4.50 |
| SWPA8040S5R1NT | 5.1±30% | 0.025 | 0.019 | 22 | 4.70 | 5.40 | 4.05 | 4.40 |
| SWPA8040S5R6NT | 5.6±30% | 0.027 | 0.021 | 24 | 6.00 | 6.90 | 3.85 | 4.20 |
| SWPA8040S6R2NT | 6.2±30% | 0.027 | 0.021 | 20 | 4.45 | 5.10 | 3.85 | 4.20 |
| SWPA8040S6R8MT | 6.8±20% | 0.031 | 0.024 | 20 | 4.55 | 5.20 | 3.60 | 4.00 |
| SWPA8040S8R2MT | 8.2±20% | 0.034 | 0.026 | 17 | 4.20 | 4.80 | 3.45 | 3.80 |
| SWPA8040S100MT | 10±20% | 0.038 | 0.029 | 15 | 3.60 | 4.10 | 3.30 | 3.60 |
| SWPA8040S120MT | 12±20% | 0.053 | 0.041 | 13 | 3.50 | 4.00 | 2.80 | 3.00 |



Specifications subject to change without notice. Please check our website for latest information. Revised 2016/09/05

SPECIFICATIONS

SWPA8040S Series

| Part Number | Inductance @100kHz,1V | DC Resistance (±30%) | | Self-resonant Frequency Min. | Saturation Current ^{*3} | | Heat Rating Current ^{*4} | |
|----------------|--------------------------|-------------------------|-------|------------------------------------|-------------------------------------|------|--------------------------------------|------|
| | | Max. | Typ. | | Max. | Typ. | Max. | Typ. |
| Units | μH | Ω | | MHz | A | | A | |
| Symbol | L | DCR | | S.R.F | Isat | | Irms | |
| SWPA8040S150MT | 15±20% | 0.061 | 0.047 | 12 | 2.95 | 3.40 | 2.60 | 2.80 |
| SWPA8040S180MT | 18±20% | 0.069 | 0.053 | 11 | 2.70 | 3.10 | 2.40 | 2.60 |
| SWPA8040S220MT | 22±20% | 0.090 | 0.069 | 9.5 | 2.40 | 2.70 | 2.10 | 2.30 |
| SWPA8040S270MT | 27±20% | 0.101 | 0.078 | 9.2 | 2.15 | 2.50 | 2.00 | 2.20 |
| SWPA8040S330MT | 33±20% | 0.126 | 0.097 | 7.8 | 2.05 | 2.40 | 1.80 | 2.00 |
| SWPA8040S360MT | 36±20% | 0.133 | 0.102 | 7.8 | 2.00 | 2.30 | 1.75 | 1.90 |
| SWPA8040S390MT | 39±20% | 0.139 | 0.107 | 7.8 | 1.95 | 2.20 | 1.70 | 1.90 |
| SWPA8040S430MT | 43±20% | 0.147 | 0.113 | 7.8 | 1.90 | 2.20 | 1.65 | 1.80 |
| SWPA8040S470MT | 47±20% | 0.177 | 0.136 | 6.4 | 1.75 | 2.00 | 1.55 | 1.70 |
| SWPA8040S510MT | 51±20% | 0.185 | 0.142 | 6.4 | 1.70 | 1.90 | 1.50 | 1.60 |
| SWPA8040S560MT | 56±20% | 0.192 | 0.148 | 6.4 | 1.55 | 1.70 | 1.45 | 1.60 |
| SWPA8040S620MT | 62±20% | 0.237 | 0.182 | 6.4 | 1.50 | 1.60 | 1.30 | 1.40 |
| SWPA8040S680MT | 68±20% | 0.255 | 0.196 | 4.9 | 1.45 | 1.60 | 1.25 | 1.40 |
| SWPA8040S750MT | 75±20% | 0.274 | 0.211 | 4.9 | 1.35 | 1.50 | 1.20 | 1.30 |
| SWPA8040S820MT | 82±20% | 0.293 | 0.225 | 5.9 | 1.30 | 1.40 | 1.15 | 1.20 |
| SWPA8040S910MT | 91±20% | 0.354 | 0.272 | 4.9 | 1.20 | 1.30 | 1.05 | 1.10 |
| SWPA8040S101MT | 100±20% | 0.377 | 0.290 | 4.2 | 1.15 | 1.30 | 1.00 | 1.10 |
| SWPA8040S121MT | 120±20% | 0.434 | 0.334 | 3.5 | 1.05 | 1.10 | 0.95 | 1.00 |
| SWPA8040S151MT | 150±20% | 0.533 | 0.410 | 3.5 | 1.10 | 1.20 | 0.85 | 0.94 |
| SWPA8040S181MT | 180±20% | 0.676 | 0.520 | 3.5 | 0.95 | 1.15 | 0.83 | 0.92 |
| SWPA8040S221MT | 220±20% | 0.779 | 0.599 | 3.5 | 0.85 | 0.94 | 0.80 | 0.88 |
| SWPA8040S331MT | 330±20% | 1.156 | 0.889 | 2.8 | 0.68 | 0.75 | 0.64 | 0.70 |
| SWPA8040S471MT | 470±20% | 1.625 | 1.260 | 2.1 | 0.60 | 0.70 | 0.50 | 0.60 |
| SWPA8040S681MT | 680±20% | 2.652 | 2.040 | 1.7 | 0.50 | 0.60 | 0.45 | 0.50 |
| SWPA8040S102MT | 1000±20% | 3.640 | 2.800 | 1.4 | 0.40 | 0.50 | 0.35 | 0.40 |
| SWPA8040S152MT | 1500±20% | 6.500 | 5.000 | 1.0 | 0.32 | 0.38 | 0.26 | 0.27 |

SWPA8050S Series

| Part Number | Inductance @100kHz,1V | DC Resistance (±30%) | | Self-resonant Frequency Min. | Saturation Current ^{*3} | | Heat Rating Current ^{*4} | |
|-----------------|--------------------------|-------------------------|-------|------------------------------------|-------------------------------------|------|--------------------------------------|------|
| | | Max. | Typ. | | Max. | Typ. | Max. | Typ. |
| Units | μH | Ω | | MHz | A | | A | |
| Symbol | L | DCR | | S.R.F | Isat | | Irms | |
| SWPA8050S102MT | 1000±20% | 2.52 | 2.10 | 1.5 | 0.32 | 0.35 | 0.33 | 0.35 |
| SWPA8050S103MT* | 10000±20% | 22.80 | 19.00 | 0.35 | 0.09 | 0.10 | 0.11 | 0.13 |

*The test frequency of SWPA8050S103MT is 1KHz.

SPECIFICATIONS

SWPA8065S Series

| Part Number | Inductance @100kHz,1V | DC Resistance (±30%) | | Self-resonant Frequency | Saturation Current ^{*3} | | Heat Rating Current ^{*4} | |
|----------------|--------------------------|-------------------------|-------|----------------------------|-------------------------------------|-------|--------------------------------------|------|
| | | Max. | Typ. | | Max. | Typ. | Max. | Typ. |
| Units | μH | Ω | | MHz | A | | A | |
| Symbol | L | DCR | | S.R.F | Isat | | I _{rms} | |
| SWPA8065S3R3MT | 3.3±20% | 0.018 | 0.015 | 27 | 9.50 | 10.00 | 5.10 | 5.90 |
| SWPA8065S4R7MT | 4.7±20% | 0.022 | 0.018 | 18 | 8.50 | 9.50 | 4.70 | 5.40 |
| SWPA8065S5R6MT | 5.6±20% | 0.026 | 0.022 | 17 | 8.00 | 9.00 | 4.50 | 5.20 |
| SWPA8065S6R8MT | 6.8±20% | 0.026 | 0.022 | 16 | 7.50 | 8.00 | 4.50 | 5.20 |
| SWPA8065S8R2MT | 8.2±20% | 0.031 | 0.026 | 15 | 7.00 | 7.70 | 4.20 | 4.80 |
| SWPA8065S220MT | 22±20% | 0.065 | 0.054 | 8 | 4.30 | 4.80 | 2.85 | 3.30 |
| SWPA8065S431MT | 430±20% | 1.200 | 1.000 | 1.5 | 0.95 | 1.05 | 0.61 | 0.69 |

※1: All test data is referenced to 20°C ambient;

※2: Rated current: Isat or I_{rms}, whichever is smaller;

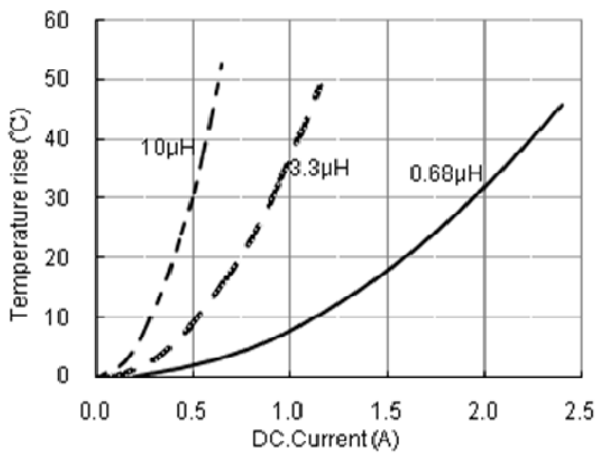
※*3: Isat: DC current at which the inductance drops approximate 30% from its value without current;

※*4: I_{rms}: DC current that causes the temperature rise (ΔT =40°C) from 20°C ambient.

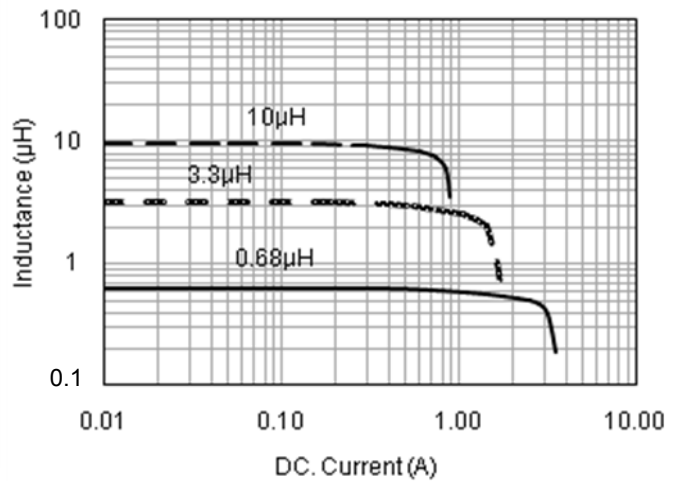
TYPICAL ELECTRICAL CHARACTERISTICS

SWPA252010S Series

Temperature vs. DC Current Characteristics

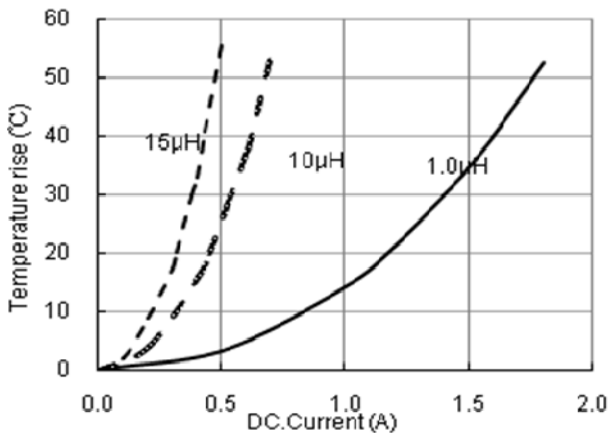


Inductance vs. DC Current Characteristics

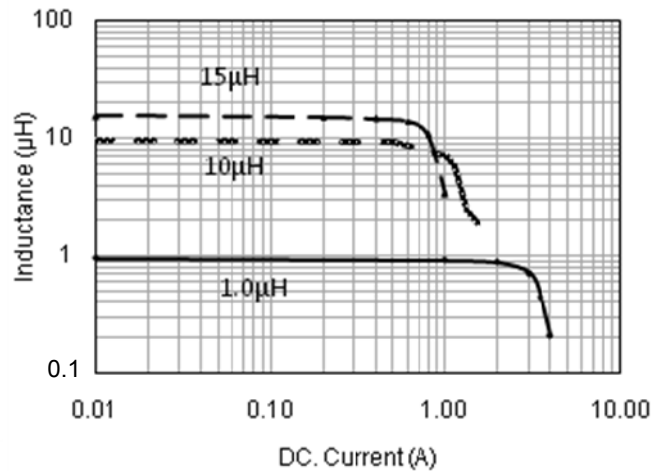


SWPA252012S Series

Temperature vs. DC Current Characteristics



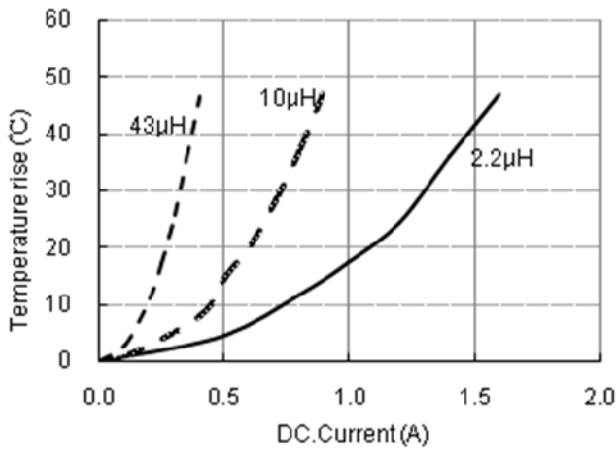
Inductance vs. DC Current Characteristics



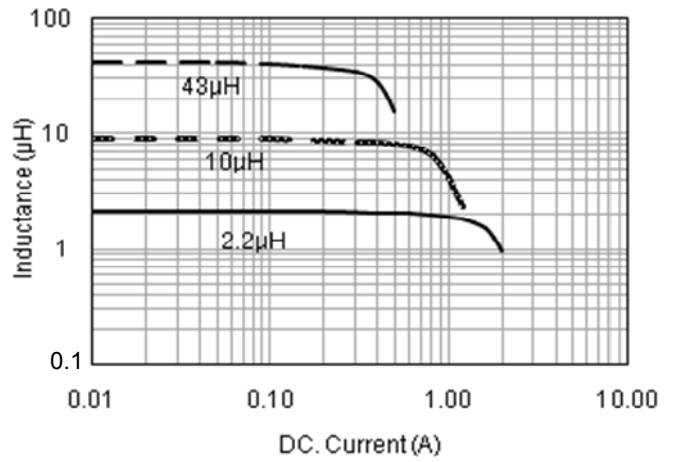
TYPICAL ELECTRICAL CHARACTERISTICS

SWPA3010S Series

Temperature vs. DC Current Characteristics

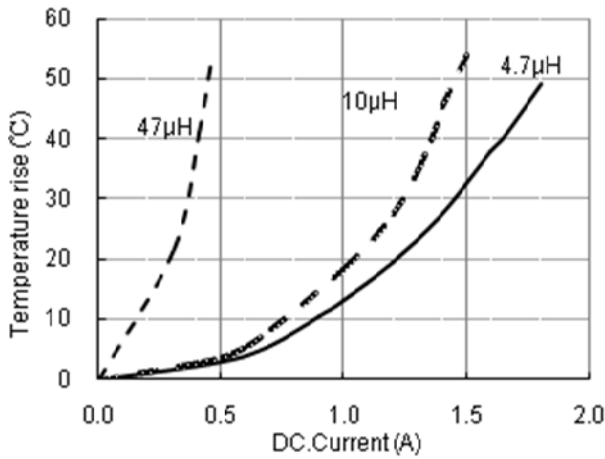


Inductance vs. DC Current Characteristics

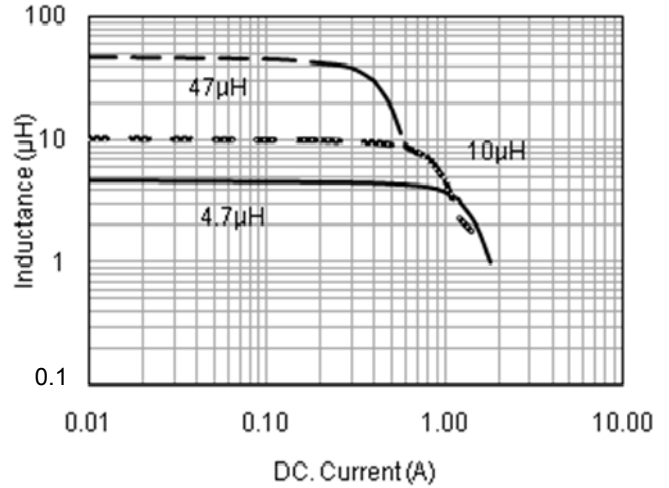


SWPA3012S Series

Temperature vs. DC Current Characteristics

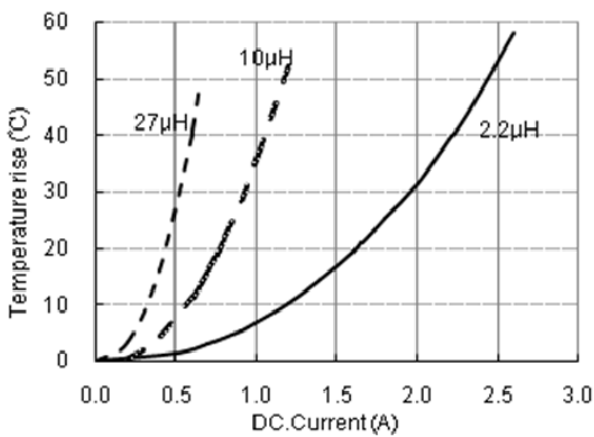


Inductance vs. DC Current Characteristics

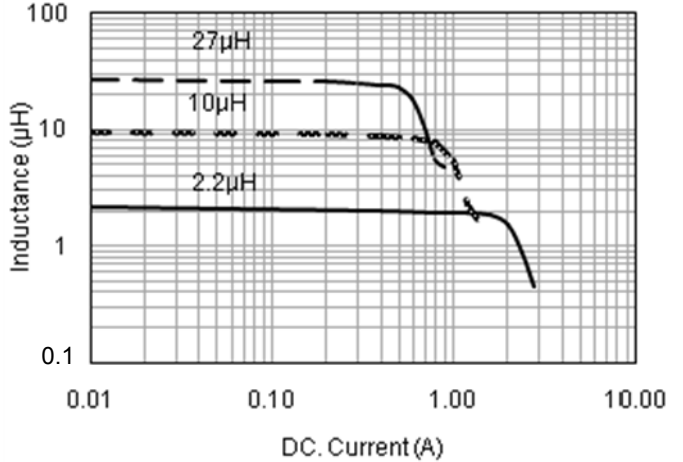


SWPA3015S Series

Temperature vs. DC Current Characteristics



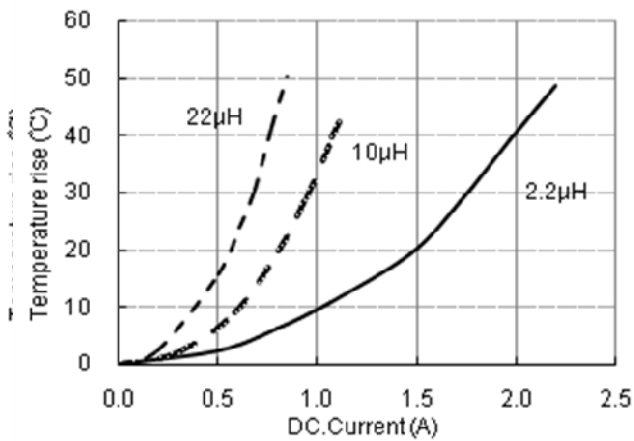
Inductance vs. DC Current Characteristics



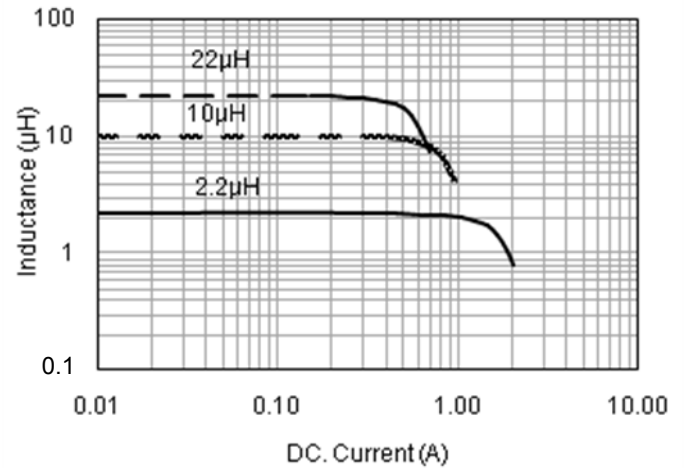
TYPICAL ELECTRICAL CHARACTERISTICS

SWPA4010S Series

Temperature vs. DC Current Characteristics

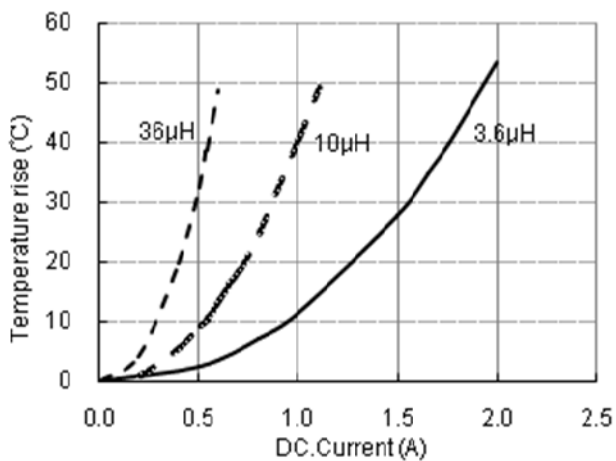


Inductance vs. DC Current Characteristic

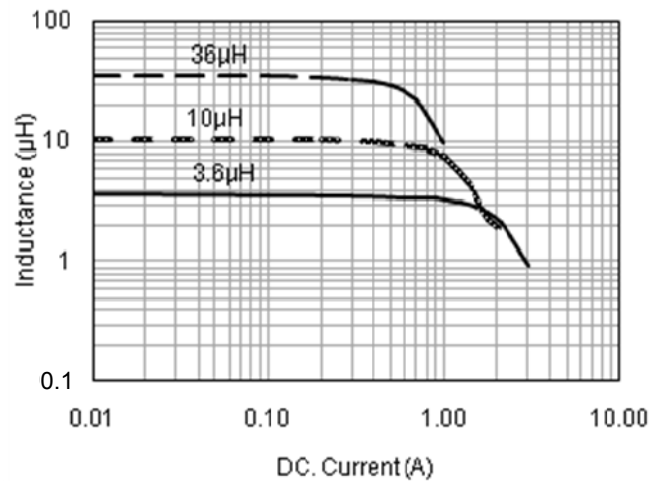


SWPA4012S Series

Temperature vs. DC Current Characteristics

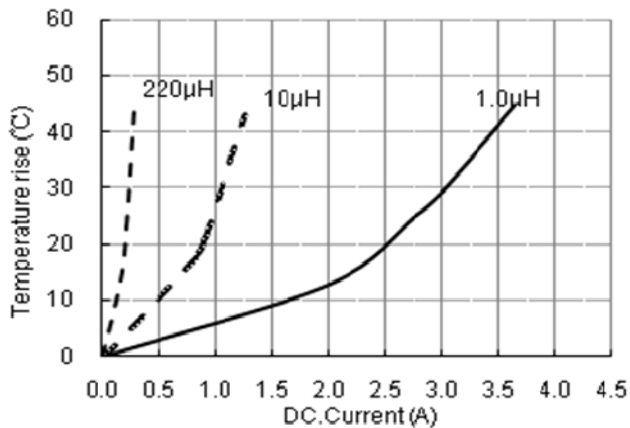


Inductance vs. DC Current Characteristic

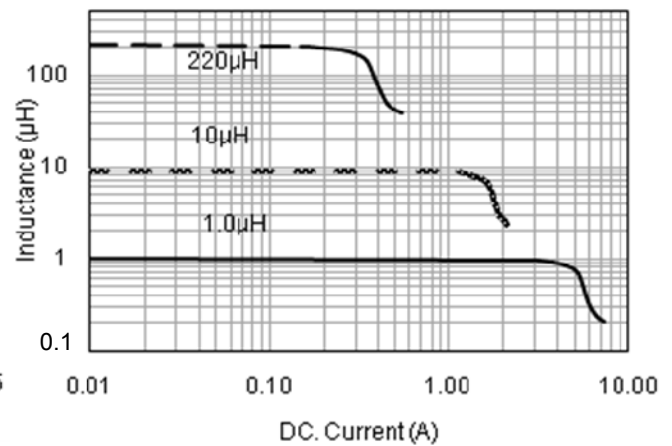


SWPA4018S Series

Temperature vs. DC Current Characteristics



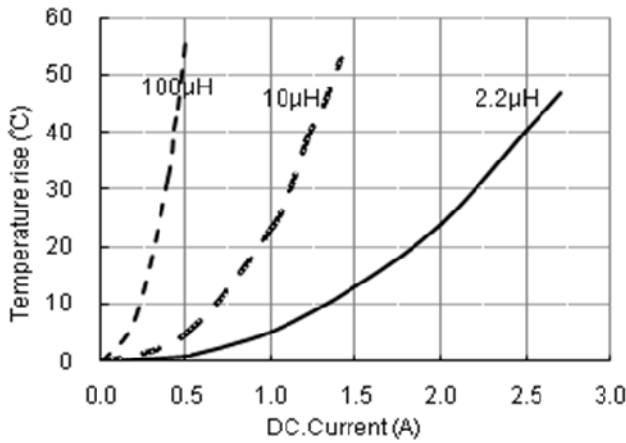
Inductance vs. DC Current Characteristics



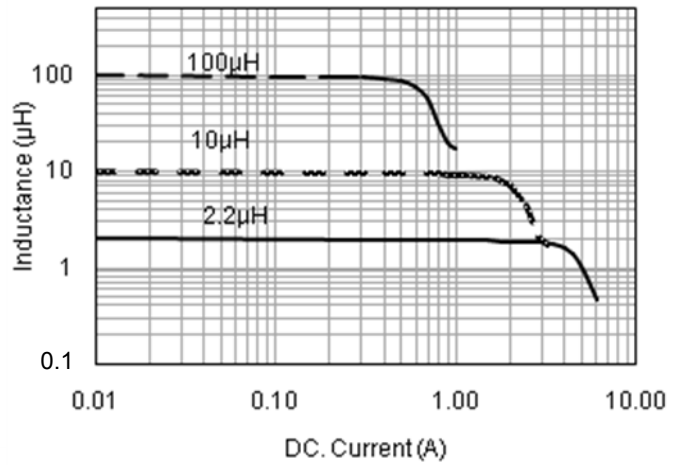
TYPICAL ELECTRICAL CHARACTERISTICS

SWPA4020S Series

Temperature vs. DC Current Characteristics

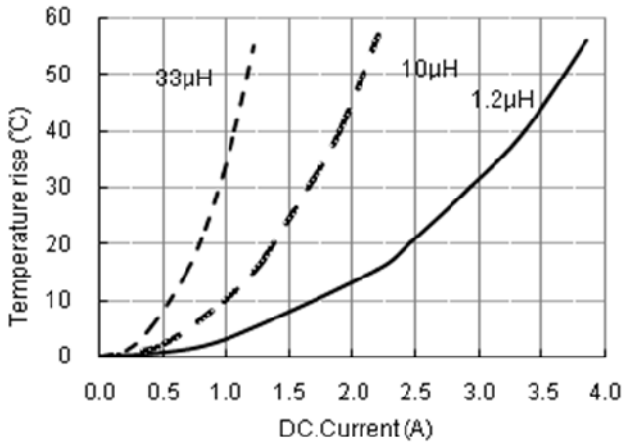


Inductance vs. DC Current Characteristics

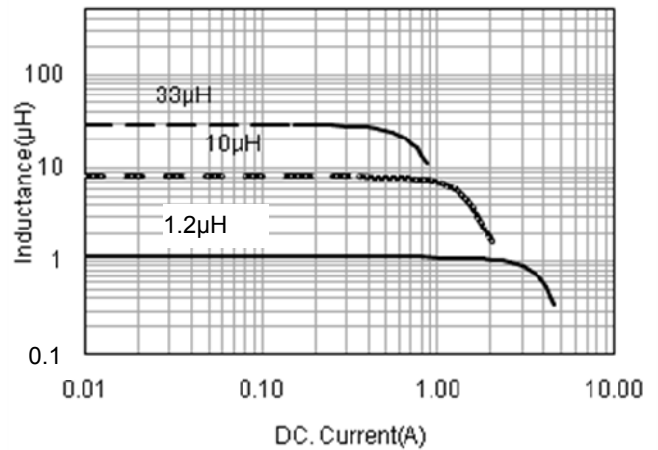


SWPA4026S Series

Temperature vs. DC Current Characteristics

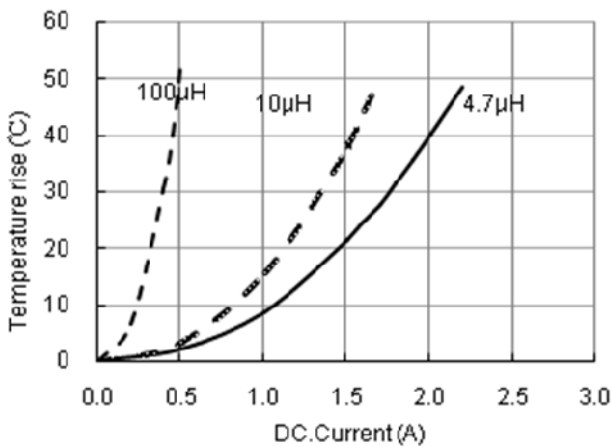


Inductance vs. DC Current Characteristics

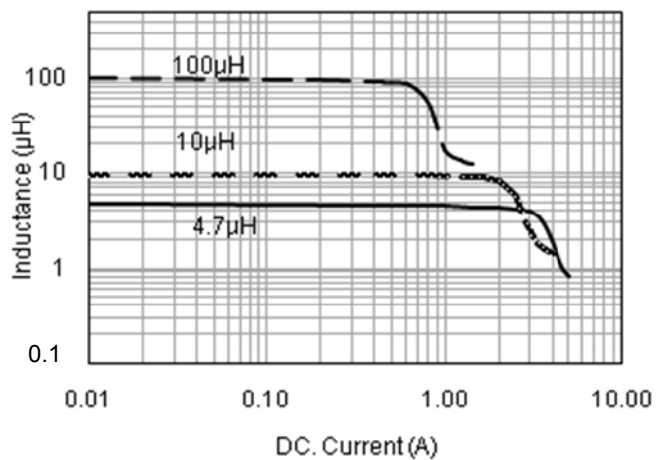


SWPA4030S Series

Temperature vs. DC Current Characteristics



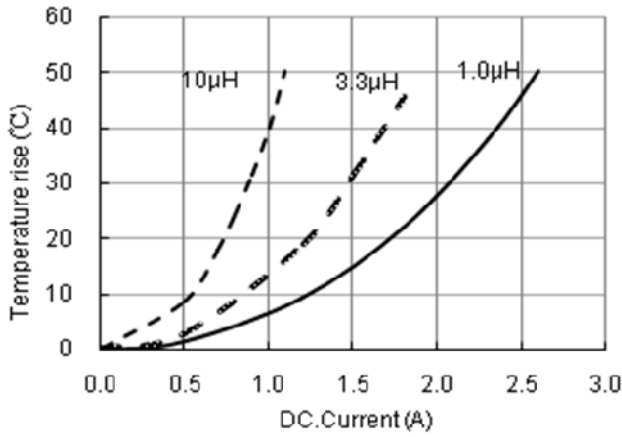
Inductance vs. DC Current Characteristics



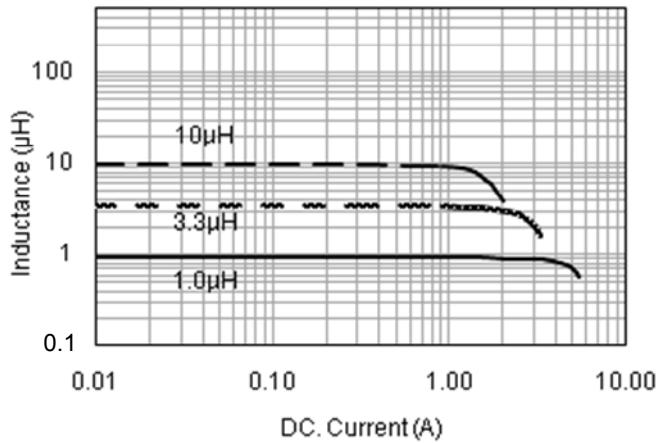
TYPICAL ELECTRICAL CHARACTERISTICS

SWPA5012S Series

Temperature vs. DC Current Characteristics

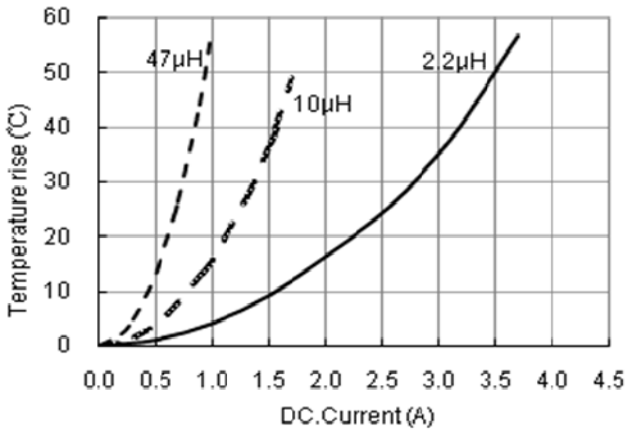


Inductance vs. DC Current Characteristics

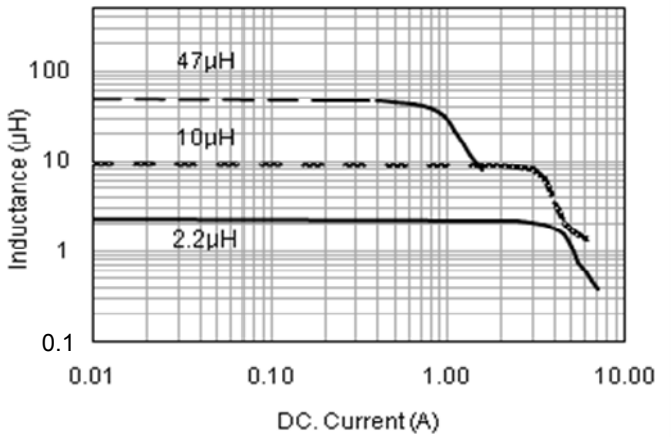


SWPA5020S Series

Temperature vs. DC Current Characteristics

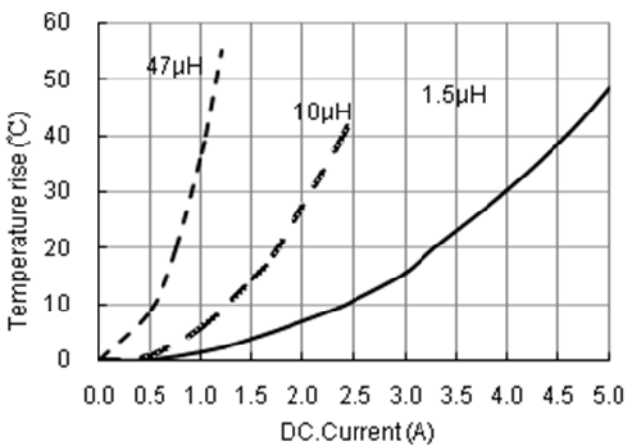


Inductance vs. DC Current Characteristics

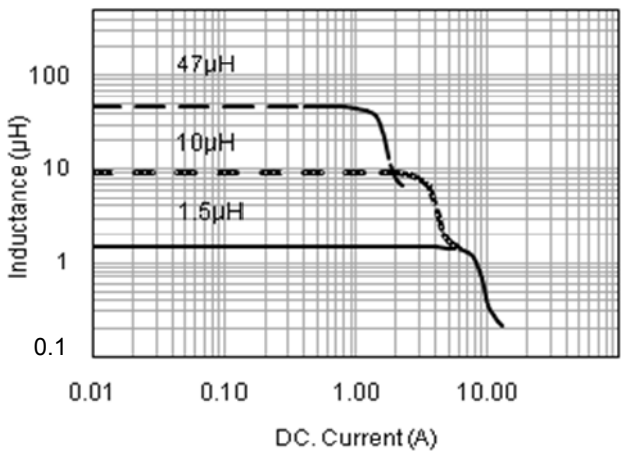


SWPA5040S Series

Temperature vs. DC Current Characteristics



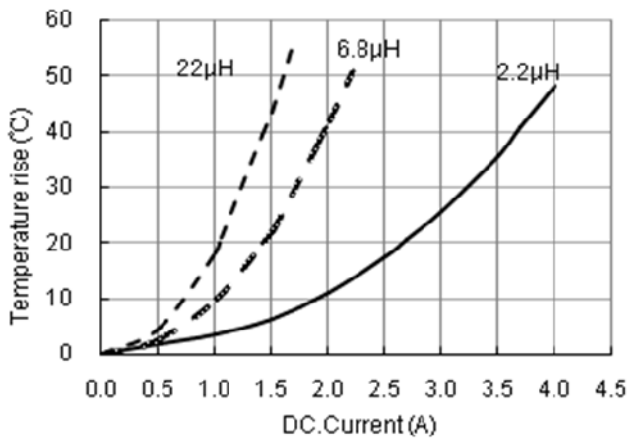
Inductance vs. DC Current Characteristics



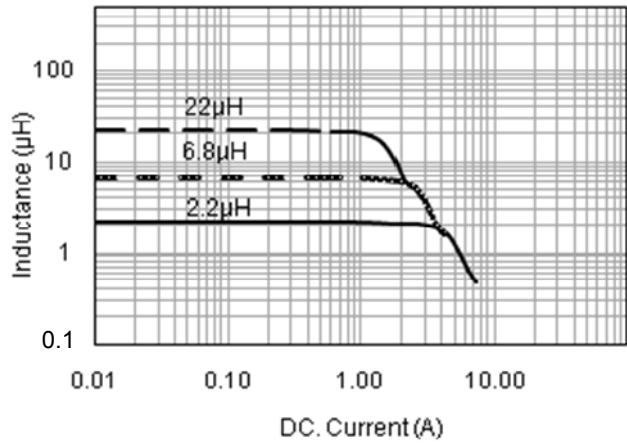
TYPICAL ELECTRICAL CHARACTERISTICS

SWPA6020S Series

Temperature vs. DC Current Characteristics

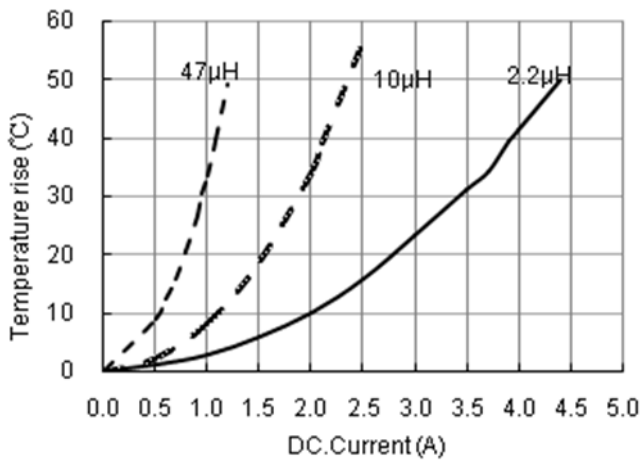


Inductance vs. DC Current Characteristics

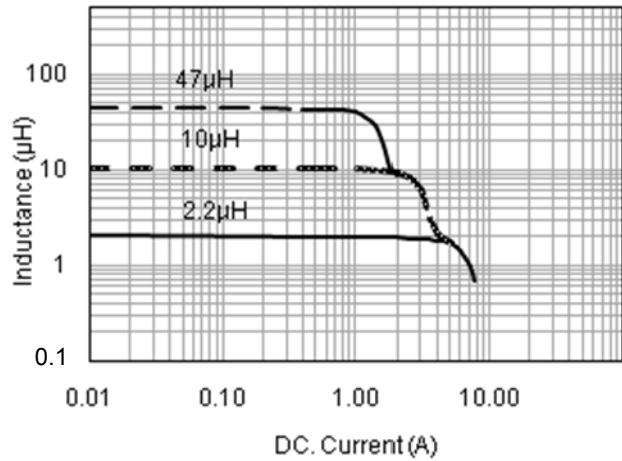


SWPA6028S Series

Temperature vs. DC Current Characteristics

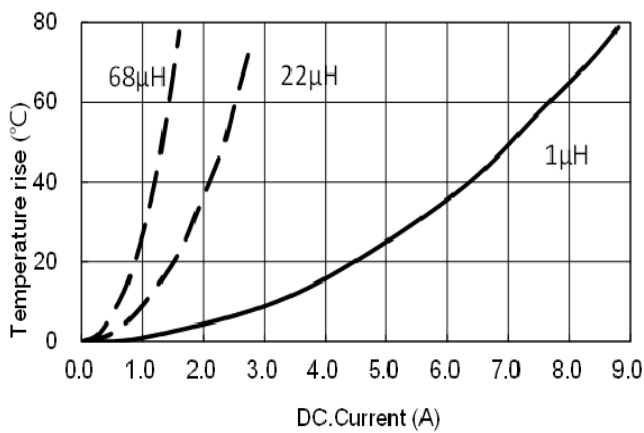


Inductance vs. DC Current Characteristics

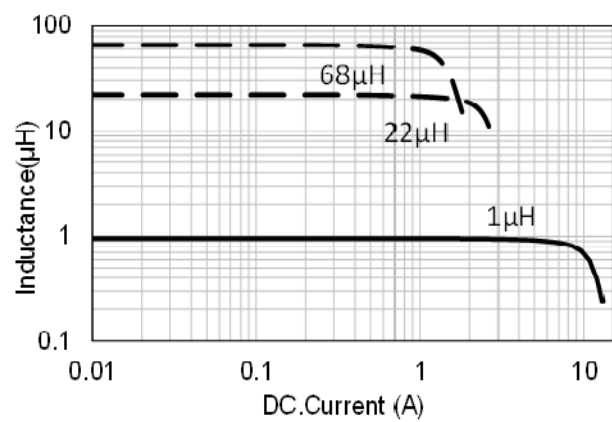


SWPA6040S Series

Temperature vs. DC Current Characteristics



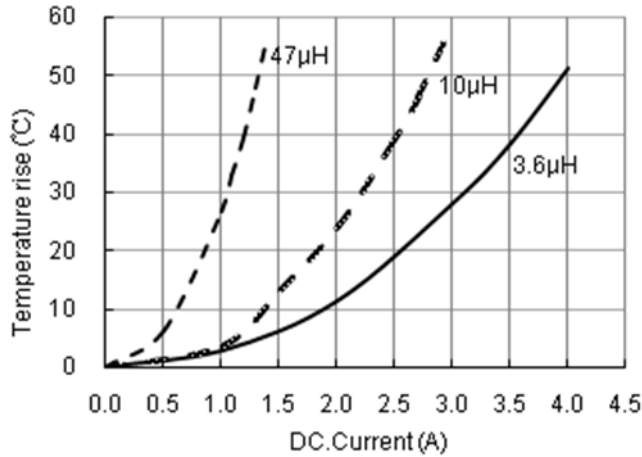
Inductance vs. DC Current Characteristics



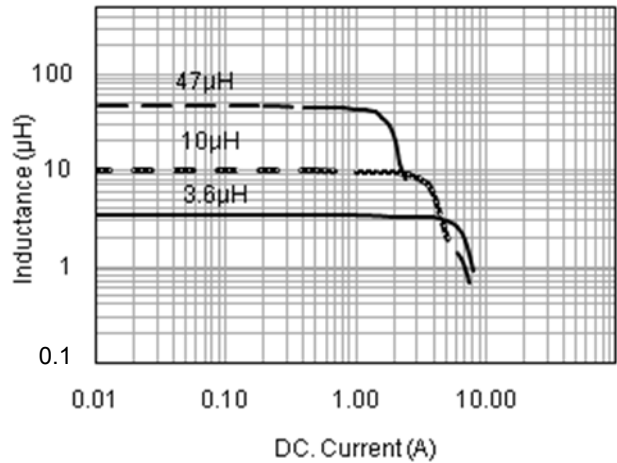
TYPICAL ELECTRICAL CHARACTERISTICS

SWPA6045S Series

Temperature vs. DC Current Characteristics

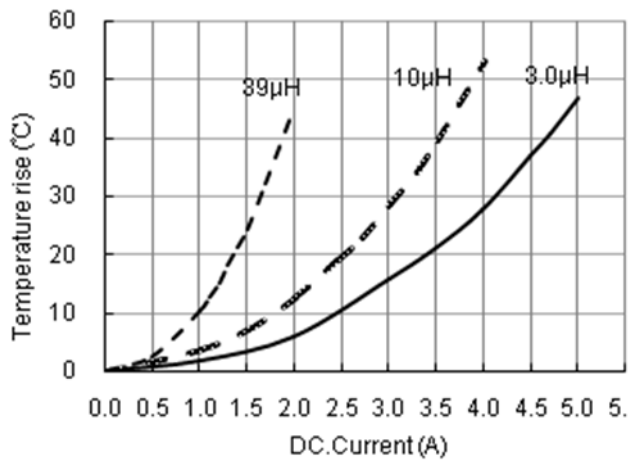


Inductance vs. DC Current Characteristics

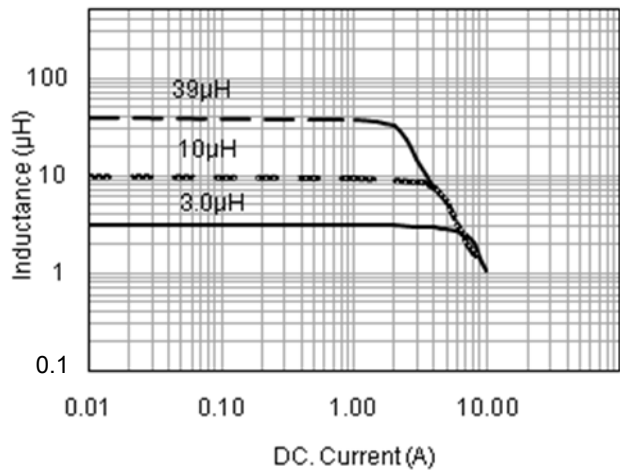


SWPA8040S Series

Temperature vs. DC Current Characteristics

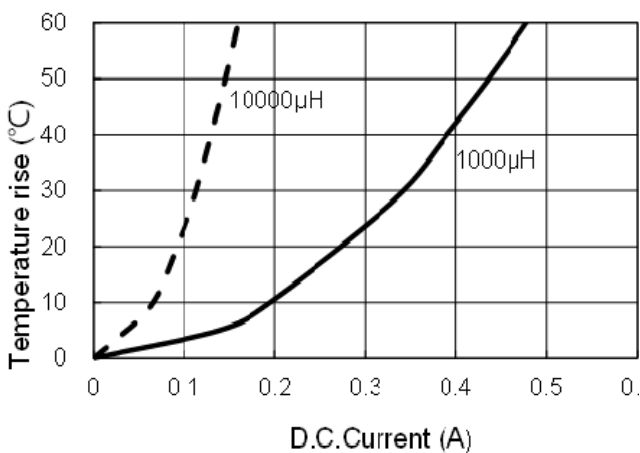


Inductance vs. DC Current Characteristics

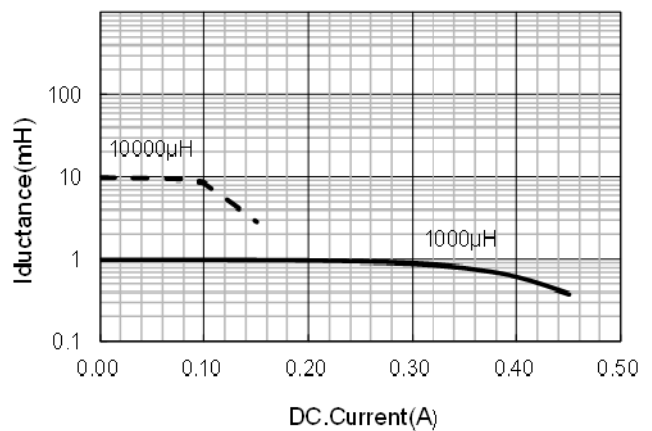


SWPA8050S Series

Temperature vs. DC Current Characteristics



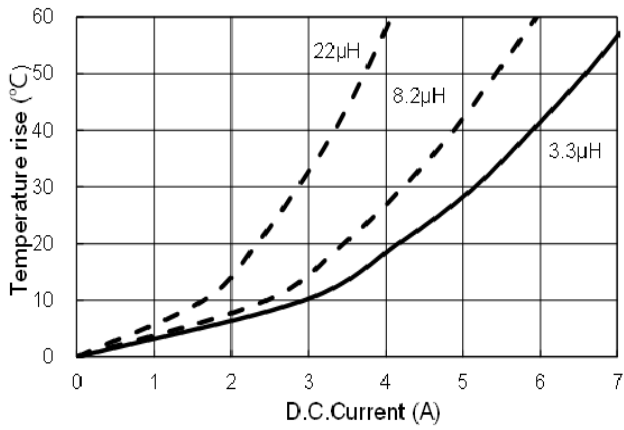
Inductance vs. DC Current Characteristics



TYPICAL ELECTRICAL CHARACTERISTICS

SWPA8065S Series

Temperature vs. DC Current Characteristics



Inductance vs. DC Current Characteristics

