


HC-49US3



Features



- External dimensions: 11.5 x 5.0 x 3.68mm.
- Frequency range: 3.579545MHz ~ 64MHz.
- Surface mount type crystal units.
- A great number of standard frequencies.
- High frequency pullability and low equivalent series resistance.
- Highly mass production capability.
- Applications: PC, STB, LCDM and Cable Modem.

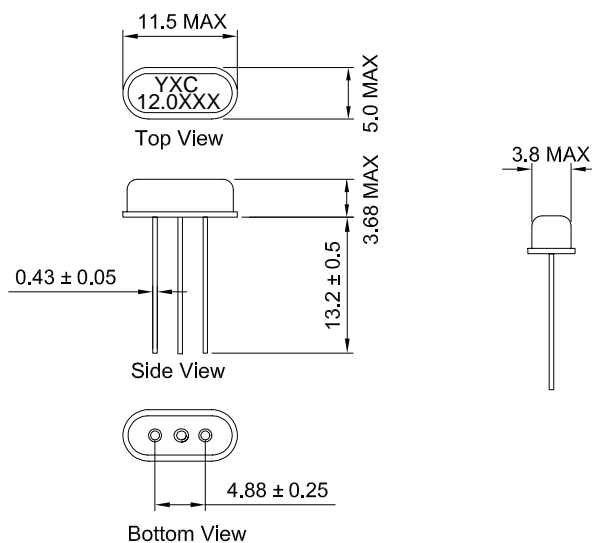
Electrical Specifications

Item / Type	HC-49US3
Nominal Frequency Range	3.579545 ~ 64MHz
Vibration Mode	AT Fundamental
Load Capacitance	12pF, 20pF, or specify
Frequency Tolerance (at 25 °C)	±10 ppm, ± 20 ppm, or specify
Frequency Versus Temperature Characteristics	± 20 ppm, or specify
Operating Temperature	- 20 ~ + 70 °C , - 40 ~ + 85 °C , or specify
Storage Temperature	-40 ~ +85 °C , or specify
Shunt Capacitance	7 pF Max.
Level Of Drive	1 ~ 500 μW (100μW typical)
Frequency Aging (at 25 °C)	± 3 ppm / year Max.

Equivalent Series Resistance(ESR)

Fundamental		3rd Overtone	
3.579545 ~ 4 MHz	150 Ω Max.	20 ~ 25 MHz	100 Ω Max.
4 ~ 5 MHz	120 Ω Max.	25 ~ 64 MHz	80 Ω Max.
5 ~ 6 MHz	100 Ω Max.		
6 ~ 7 MHz	80 Ω Max.		
7 ~10MHz	60 Ω Max.		
10 ~ 27MHz	40 Ω Max.		

Dimensions



Units: mm

HC-49US3

★ PART NUMBER GUIDE 部件号示例 e.g. X49SD12MSD3SC

HC-49US3=11.5×5.0 DIP SEAM TYPE

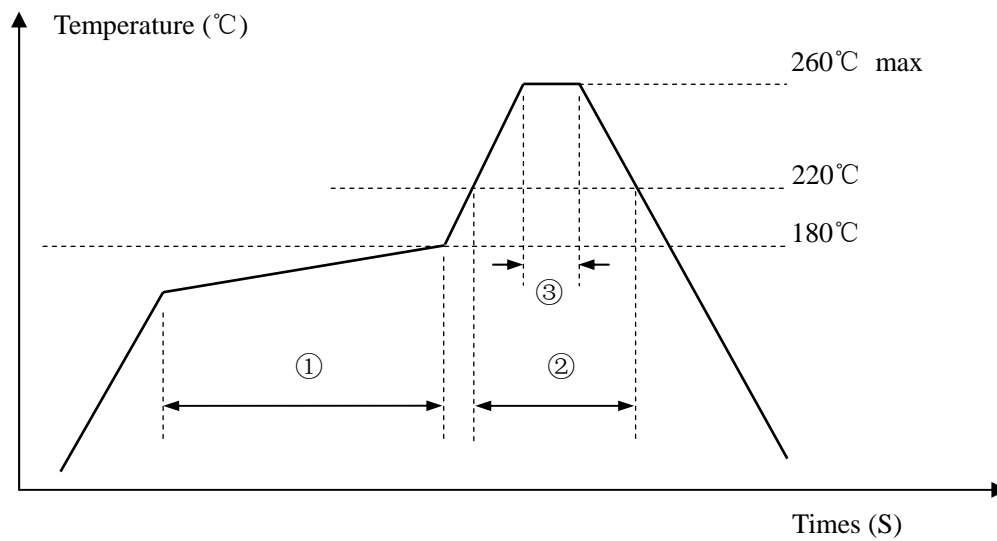
Quartz Crystal Resonator	Dimensions	Frequency (Hz)	Load Capacitance (Pf)	Frequency Stability Overall	Pin	Material	Operating Temp. Range
X	49SD	12M	S	D	3	S	C

Load Capacitance (Pf)	
X	7.4pF
G	12.5pF
L	9pF
M	10pF
O	12pF
P	15pF

Frequency tolerance	
B	±10PPM
D	±20PPM

Operating temperature	
C	-20~+70°C
I	-40~+85°C
A	-40~+125°C
F	-40~+105°C

★ WAVE SOLDERING PROFILE 波峰焊特性



Pb free reflow A	①	Preheat	160~180°C	120sec. max
	②	Primary heat	220°C	60sec. max
	③	Peak	260°C	10sec. max.