




SGP0230SD thru SGP0240SD

Surface Mount Schottky Rectifier
Reverse Voltage 30~40V Forward Current 2A

Features

- Low VF Schottky barrier diodes
- Very low profile - typical height of 1.0 mm
- Low forward voltage drop
- Moisture sensitivity: level 1, per J-STD-020
- High temperature soldering guaranteed: 260°C/10 seconds



eSGP(SOD-323F)

Typical Applications

For use of fast swiching in RF module, lighting, cellular phone, portable device, power supplies and other consumer applications.

Maximum Ratings (TA = 25 °C unless otherwise noted)				
Parameter	Symbol	SGP0230SD	SGP0240SD	Unit
Maximum repetitive peak reverse voltage	VRRM	30	40	V
Maximum RMS voltage	VRMS	21	28	V
Maximum DC blocking voltage	VDC	30	40	V
Maximum average forward rectified current	IF(AV)	2.0		A
Peak forward surge current 8.3 ms single half sine-wave superimposed on rated load	IFSM	40		A
Operating junction and storage temperature range	TJ, TSTG	- 55 to + 150		°C

Electrical Characteristics (TA = 25 °C unless otherwise noted)					
Parameter	Test Conditions	Symbol	SGP0230SD	SGP0240SD	Unit
Maximum instantaneous forward voltage	IF=2A,TA=25°C	VF	0.55		Volts
Maximum DC reverse current at rated DC blocking voltage	TA=25°C	IR	0.1		mA
Typical junction capacitance	4.0 V, 1 MHz	CJ	120		pF
Typical thermal resistance	junction to mount	RθJM	60		°C/W

Note:1),The thermal resistance from junction to mount,mounted on P.C.B with 5x5mm copper pads,2 OZ,FR4 PCB

Ratings and Characteristics Curves

(TA = 25°C unless otherwise noted)

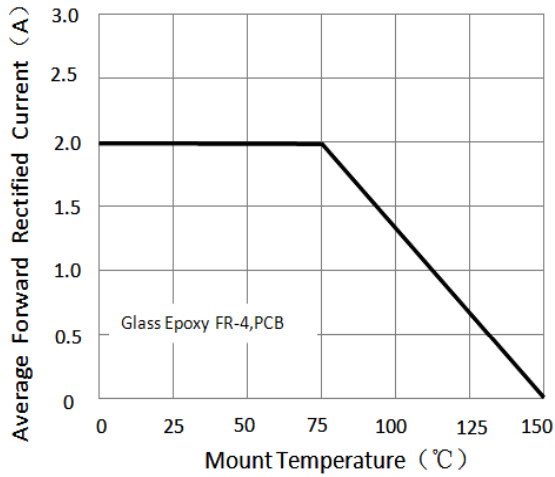


Figure 1. Forward Current Derating Curve

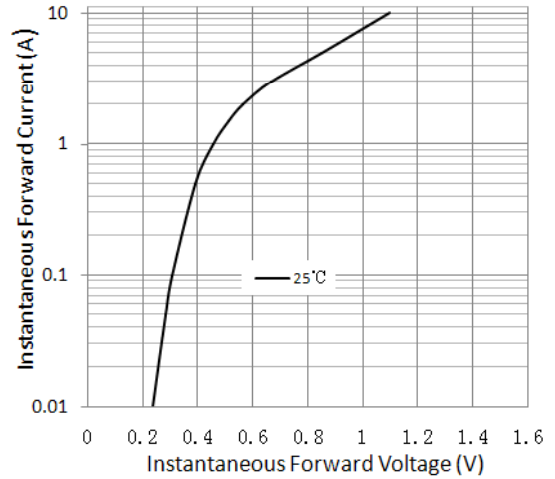


Figure 2. Typical Instantaneous Forward Characteristics

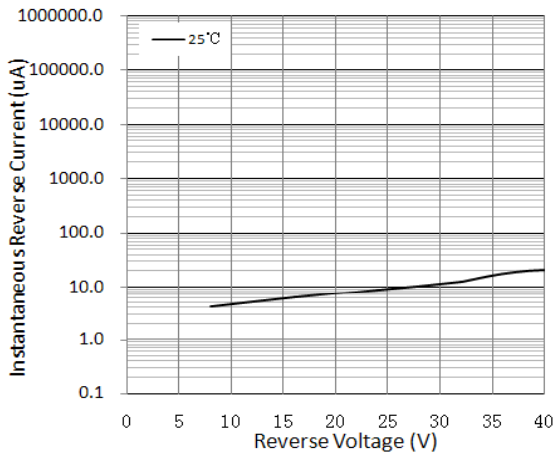


Figure 3. Typical Reverse Characteristics

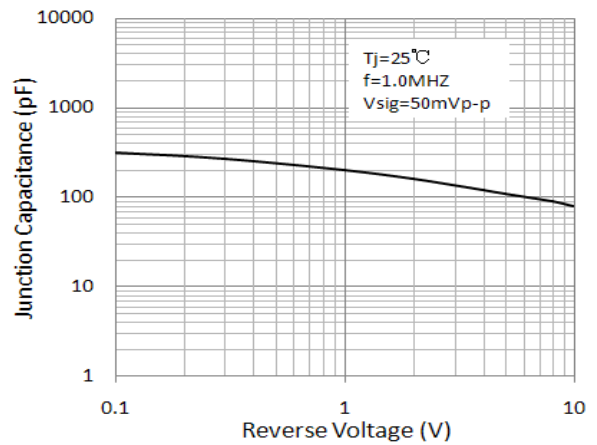


Figure 4. Typical Junction Capacitance

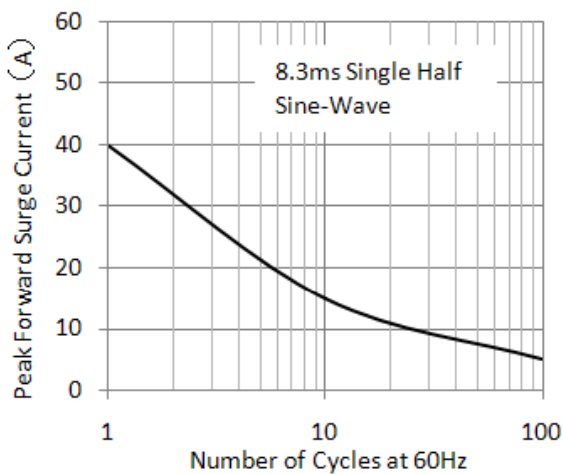
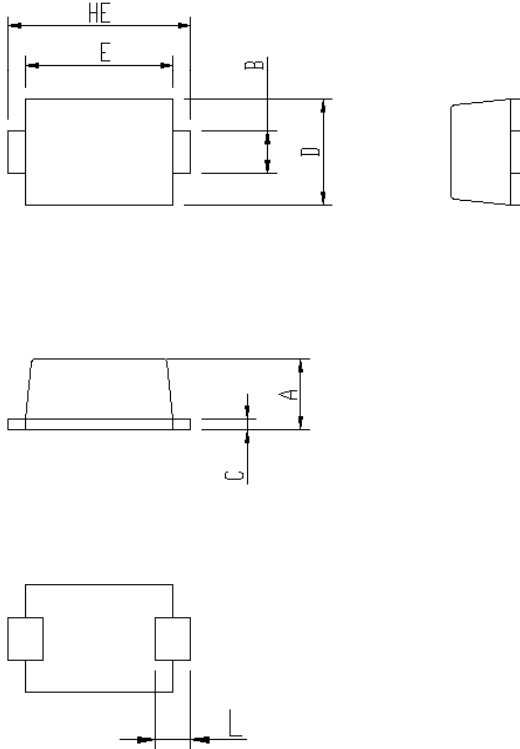


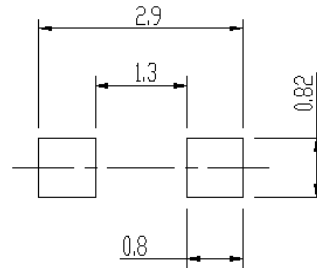
Figure 5. Maximum Non-Repetitive Peak Forward Surge Current

Package Outline Dimensions



Package	Unit:mm		Unit:inch	
	MIN	MAX	MIN	MAX
A	0.9	1.08	0.035	0.043
B	0.5	0.7	0.020	0.028
C	0.1	0.25	0.004	0.010
D	1.4	1.6	0.055	0.063
E	2.0	2.2	0.079	0.087
L	0.35	0.65	0.014	0.026
HE	2.4	2.8	0.094	0.110

Soldering footprint

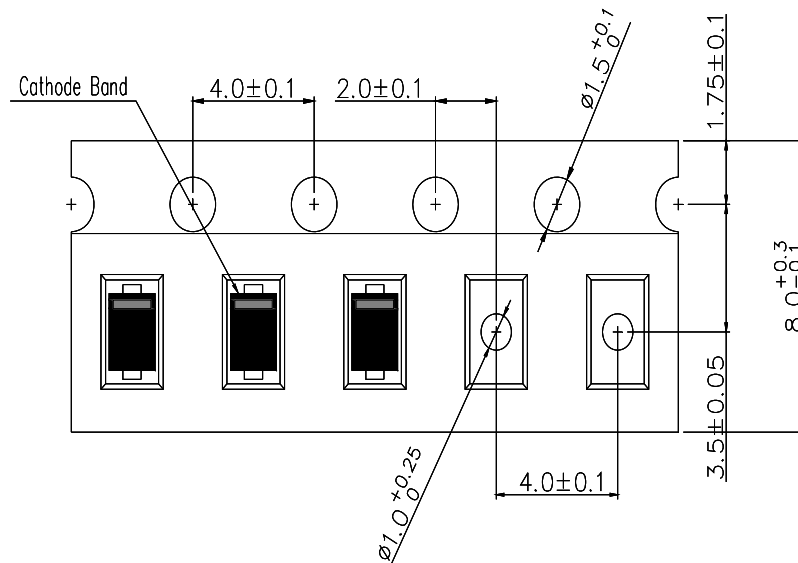


Packing Information

Packing quantities:

3000 pcs/Reel, 40 Reels/Box; 8mm Tape, 7" Reel

Tape & Reel Specification





SGP0230SD thru SGP0240SD

Surface Mount Schottky Rectifier
Reverse Voltage 30~40V Forward Current 2A

Disclaimers

These materials are intended as a reference to assist our customers in the selection of the Suzhou Good-Ark product best suited to the customer's application; they do not convey any license under any intellectual property rights, or any other rights, belonging to Suzhou Good-Ark Electronics Co., Ltd. or a third party.

Suzhou Good-Ark Electronics Co., Ltd. assumes no responsibility for any damage, or infringement of any third-party's rights, originating in the use of any product data, diagrams, charts, programs, algorithms, or circuit application examples contained in these materials.

All information contained in these materials, including product data, diagrams, charts, programs and algorithms represents information on products at the time of publication of these materials, and are subject to change by Suzhou Good-Ark Electronics Co., Ltd. without notice due to product improvements or other reasons. It is therefore recommended that customers contact Suzhou Good-Ark Electronics Co., Ltd. or an authorized Suzhou Good-Ark Electronics Co., Ltd. for the latest product information before purchasing a product listed herein. The information described here may contain technical inaccuracies or typographical errors. Suzhou Good-Ark Electronics Co., Ltd. assumes no responsibility for any damage, liability, or other loss rising from these inaccuracies or errors. Please also pay attention to information published by Suzhou Good-Ark Electronics Co., Ltd. by various means, including our website home page.
(<http://www.goodark.com>)

When using any or all of the information contained in these materials, including product data, diagrams, charts, programs, and algorithms, Please be sure to evaluate all information as a total system before making a final decision on the applicability of the information and products. Suzhou Good-Ark Electronics Co., Ltd. assumes no responsibility for any damage, liability or other loss resulting from the information contained herein.

The prior written approval of Suzhou Good-Ark Electronics Co., Ltd. is necessary to reprint or reproduce in whole or in part these materials.

Please contact Suzhou Good-Ark Electronics Co., Ltd. or an authorized distributor for further details on these materials or the products contained herein.