ROHS

http://www.smtswitch.com

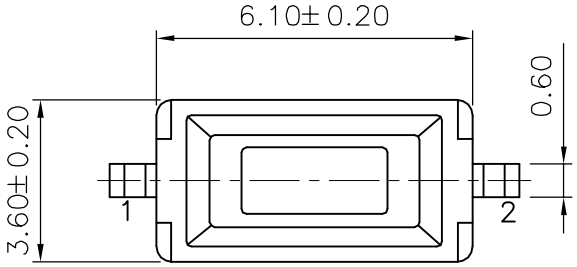

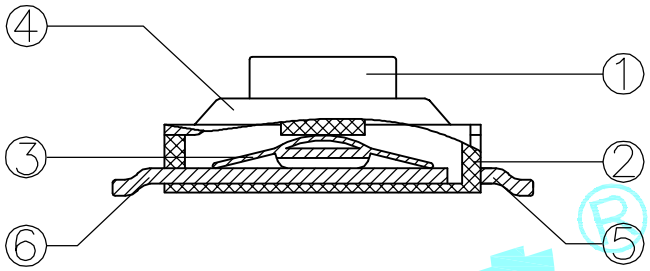

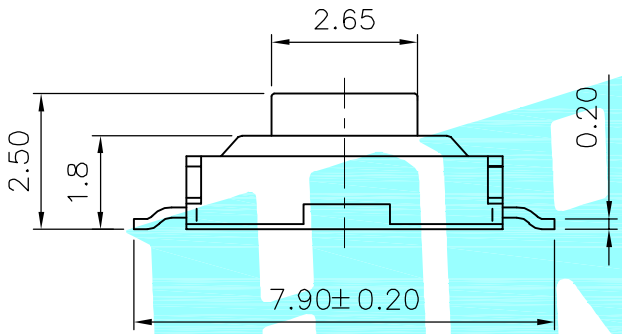

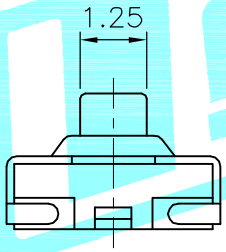

NO.1	
PART NO	vigor
1	90±30
2	130±30
3	180±30
4	250±30
5	350±50

NO.2	
Contact	MATERIAL/QTY.
S	SUS/1PC
D	SUS/2PCS

NO.3–NO.4	
PART NO	NOTE
01~99	SERIAL NUMBER

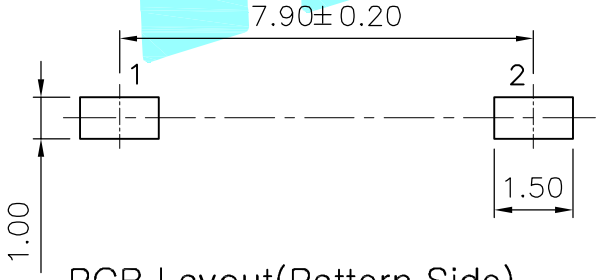

PCB Layout(Pattern Side)

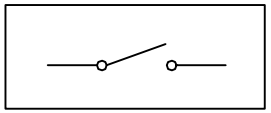

Circuit Diagram

ITEM	PART NAME	TER'NO.	QTY.	MATERIAL	FINISHING	REMARK
⑥	TERMINAL 2	——	1	Brass(0.20t)	Ag–PLATED	——
⑤	TERMINAL 1	——	1	Brass(0.20t)	Ag–PLATED	——
④	Cover	——	1	Sheet Iron	Plating Nickel	——
③	Contact	——	1	Stainless Steel	Ag–PLATED	——
②	Base	——	1	NYLON	Black	——
①	Keystoke	——	1	NYLON	White	——

APPROVALS		DATE
DRAWN	J.X.Zhang	2012/3/18
CHECKED		
APPROVALS		

HRO韩荣® ELECTRONICS CO.,LTD

TITLE:	TACT SWITCHS
PART NO.	K2–1107ST–A□□W–□□
UNIT: mm	SCALE: 1:1
PROJ:	
DRAWING NO.	——
SHEET 1 OF 1	

TOLERANCES ARE			ANGLE
	30~以上	±0.30	±2°
	10~30	±0.20	
	5~10	±0.15	
	~ 5	±0.10	

ECN NO.	REV.	DATE.	DESCRIPTION.	CHANGE.	CHECK.	APPRO.
——	A	——	NEW	——	——	——