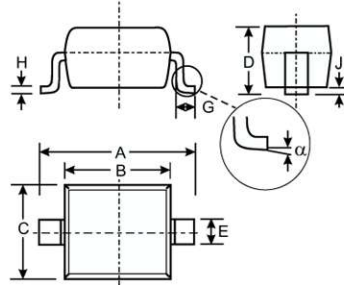


## ● Features

Fast Switching Speed  
 Ultra-Small Surface Mount Package  
 For General Purpose Switching Applications  
 High Conductance

## ● Mechanical Data

Case: SOD-323, Plastic  
 Plastic Material - UL Flammability Classification Rating 94V-0  
 Moisture Sensitivity: Level 1 per J-STD-020A  
 Polarity: Cathode Band  
 Terminals: Solderable per MIL-STD-202, Method 208  
 Marking: T4, T6  
 Weight: 0.004 grams (approx.)  
 Ordering Information: See Page 2



| SOD-323              |              |      |
|----------------------|--------------|------|
| Dim                  | Min          | Max  |
| A                    | 2.30         | 2.70 |
| B                    | 1.60         | 1.80 |
| C                    | 1.20         | 1.40 |
| D                    | 1.05 Typical |      |
| E                    | 0.25         | 0.35 |
| G                    | 0.20         | 0.40 |
| H                    | 0.10         | 0.15 |
| J                    | 0.05 Typical |      |
| $\alpha$             | 0°           | 8°   |
| All Dimensions in mm |              |      |

## ● Maximum Ratings @ $T_A = 25^\circ\text{C}$ unless otherwise specified

| Characteristic  | Symbol                          | Value       | Unit                      |
|---|---------------------------------|-------------|---------------------------|
| Non-Repetitive Peak Reverse Voltage   | $V_{RM}$                        | 100         | V                         |
| Peak Repetitive Reverse Voltage<br>Working Peak Reverse Voltage<br>DC Blocking Voltage  | $V_{RRM}$<br>$V_{RWM}$<br>$V_R$ | 75          | V                         |
| RMS Reverse Voltage   | $V_{R(RMS)}$                    | 53          | V                         |
| Forward Continuous Current  | $I_{FM}$                        | 300         | mA                        |
| Average Rectified Output Current  | $I_O$                           | 150         | mA                        |
| Non-Repetitive Peak Forward Surge Current @ $t = 1.0\mu\text{s}$<br>@ $t = 1.0\text{s}$ | $I_{FSM}$                       | 2.0<br>1.0  | A                         |
| Power Dissipation (Note 1)  | $P_d$                           | 200         | mW                        |
| Thermal Resistance Junction to Ambient Air (Note 1)                                     | $R_{\theta JA}$                 | 625         | $^\circ\text{C}/\text{W}$ |
| Operating and Storage Temperature Range   | $T_j, T_{STG}$                  | -65 to +150 | $^\circ\text{C}$          |

## ● Electrical Characteristics @ $T_A = 25^\circ\text{C}$ unless otherwise specified

| Characteristic                | Symbol      | Min | Max                           | Unit  | Test Condition   |
|-------------------------------|-------------|-----|-------------------------------|---|--|
| Reverse Breakdown Voltage     | $V_{(BR)R}$ | 75  | —                             | V   | $I_R = 1.0\mu\text{A}$   |
| Forward Voltage (Note 2)      | $V_{FM}$    | —   | 0.715<br>0.855<br>1.0<br>1.25 | V   | $I_F = 1.0\text{mA}$<br>$I_F = 10\text{mA}$<br>$I_F = 50\text{mA}$<br>$I_F = 150\text{mA}$   |
| Peak Reverse Current (Note 2) | $I_{RM}$    | —   | 1.0<br>50<br>30<br>25         | $\mu\text{A}$<br>$\mu\text{A}$<br>$\mu\text{A}$<br>nA | $V_R = 75\text{V}$<br>$V_R = 75\text{V}, T_j = 150^\circ\text{C}$<br>$V_R = 25\text{V}, T_j = 150^\circ\text{C}$<br>$V_R = 20\text{V}$ |
| Total Capacitance             | $C_T$       | —   | 2.0                           | pF  | $V_R = 0, f = 1.0\text{MHz}$   |
| Reverse Recovery Time         | $t_{rr}$    | —   | 4.0                           | ns  | $I_F = I_R = 10\text{mA}$ ,<br>$I_{rr} = 0.1 \times I_R, R_L = 100\Omega$  |

Note: 1. Part mounted on FR-4 PC board with recommended pad layout, which can be found on our website at <http://www.diodes.com/datasheets/ap02001.pdf>.  
 2. Short duration test pulse used to minimize self-heating effect.

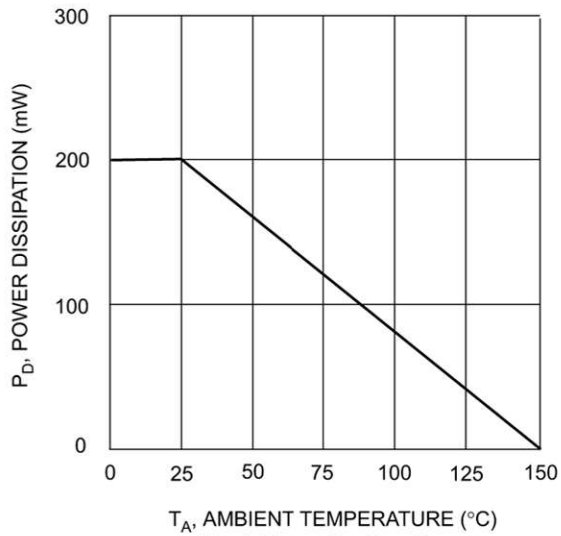


Fig. 1 Power Derating Curve

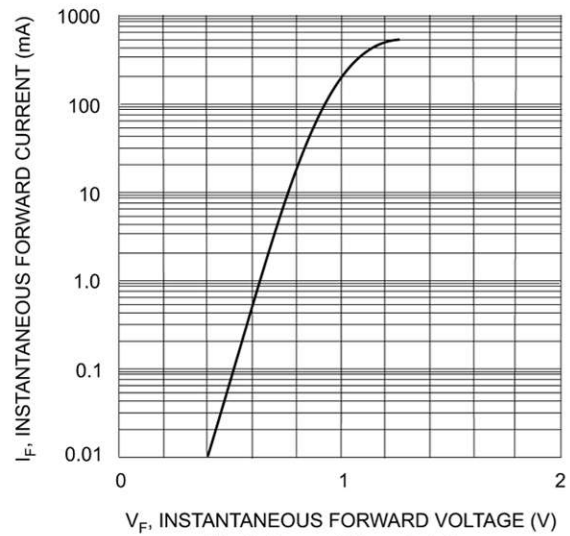


Fig. 2 Forward Characteristics

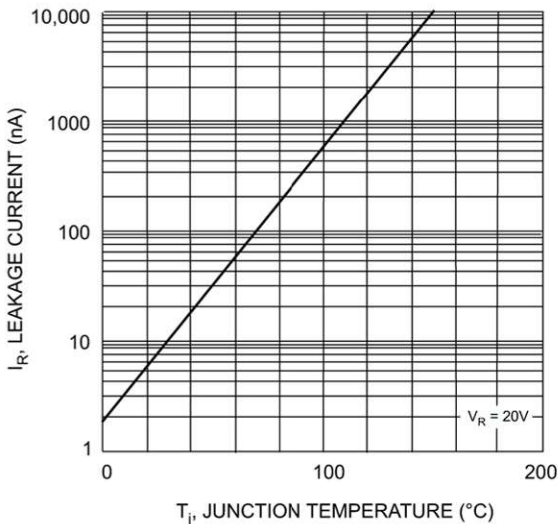


Fig. 3 Leakage Current vs Junction Temperature

### Ordering Information (Note 1)

| Device            | Packaging | Shipping         |
|-------------------|-----------|------------------|
| 1N4148WS /BAV16WS | SOD-323   | 3000/Tape & Reel |

