

CI Series Specification

1 Scope: This specification applies to MULTILAYER CHIP FERRITE BEADS

2 Shape And Dimensions



Type	Dimensions in mm			
	L	W	T	a ₁ , a ₂
CI1608	1.60±0.15	0.80±0.15	0.80±0.15	0.30±0.20
CI2012	2.00±0.20	1.25±0.20	0.80±0.20	0.4±0.20
CI3216	3.20±0.20	1.60±0.20	0.80±0.20	0.50±0.30

3 Part Numbering: Product Identification

CI 1608 C 100 K T (f)
 ① ② ③ ④ ⑤ ⑥ ⑦

- (1) Product symbol 系列代号:
- (2) Dimensions 尺寸: Length 长 (L) × Width 宽 (W)
- (3) Material code 材料代号:
- (4) Inductance 电感量: 100: 10uH; 2R7: 2.7μH; R27: 0.27μH
- (5) Tolerance 允许偏差: J—±5% K—±10% M—±20%
- (6) Packing style 包装方式: B: Bulk 散装; T: Tape and reel 载带盘装
- (7) Leadfree products 无铅产品: 据客户要求

4 Test Equipment

- HP4287A PACKED RF LCR METER;
- HP4338B MILLIOHM METER;
- CHEN HUA 502BC OHM METER;
- E4991A RF IMPEDANCANALYZER.

5 Rating

Operating Temperature (使用温度): -40°C~+125°C
 Storage Temperature (储存温度): 40°C max. 70% RH max.

6 Test Data For Preproduction Samples

铁氧体叠层片式电感器电性能

CI1608型

产品类型	电感量 (μH)	Q 值 min	L、Q 测定频率 (MHz)	自谐频率 (MHz)	直流电阻 (Ω)max	额定电流 (mA)
CI1608A56N□	0.056	15	50	300	0.30	50
CI1608A68N□	0.068	10	50	250	0.30	50
CI1608A82N□	0.082	10	50	245	0.30	50
CI1608AR10□	0.1	15	25	240	0.50	50
CI1608AR12□	0.12	15	25	205	0.50	50
CI1608AR15□	0.15	15	25	180	0.60	50
CI1608AR18□	0.18	15	25	165	0.60	50
CI1608AR22□	0.22	15	25	150	0.80	50
CI1608AR27□	0.27	15	25	136	0.80	50
CI1608AR33□	0.33	15	25	125	0.85	35
CI1608AR39□	0.39	15	25	110	1.00	35
CI1608AR47□	0.47	15	25	105	1.35	35
CI1608AR56□	0.56	15	25	95	1.55	35
CI1608AR68□	0.68	15	25	80	1.70	35
CI1608AR82□	0.82	15	25	75	2.10	35
CI1608B1R0□	1.0	35	10	70	0.60	25
CI1608B1R2□	1.2	35	10	60	0.80	25
CI1608B1R5□	1.5	35	10	55	0.80	25
CI1608B1R8□	1.8	35	10	50	0.95	25
CI1608B2R2□	2.2	35	10	45	1.15	15
CI1608B2R7□	2.7	35	10	40	1.35	15
CI1608B3R3□	3.3	35	10	38	1.55	15
CI1608B3R9□	3.9	35	10	36	1.70	15
CI1608B4R7□	4.7	35	10	33	2.10	15
CI1608C5R6□	5.6	35	4	22	1.55	5
CI1608C6R8□	6.8	35	4	20	1.70	5
CI1608C8R2□	8.2	35	4	18	2.10	5
CI1608C100□	10	35	2	17	2.55	5
CI1608C120□	12	35	2	15	2.75	5
CI1608D150□	15	20	1	14	1.70	1

□:表示电感量偏差代号为 J、K 或者 M。J: $\pm 5\%$; K: $\pm 10\%$; M: $\pm 20\%$

CI2012型

产品类型	电感量 (μH)	Q 值 min	L、Q 测定频率 (MHz)	自谐频率 (MHz)	直流电阻 (Ω)max	额定电流 (mA)
CI2012A47N□	0.047	15	50	320	0.2	300
CI2012A56N□	0.056	20	50	300	0.2	300
CI2012A68N□	0.068	15	50	280	0.2	300
CI2012A82N□	0.082	15	50	255	0.2	300
CI2012AR10□	0.10	20	25	235	0.3	250
CI2012AR12□	0.12	20	25	220	0.3	250
CI2012AR15□	0.15	20	25	200	0.4	250
CI2012AR18□	0.18	20	25	185	0.4	250
CI2012AR22□	0.22	20	25	170	0.5	250
CI2012AR27□	0.27	20	25	150	0.5	250
CI2012AR33□	0.33	20	25	145	0.55	250
CI2012AR39□	0.39	25	25	135	0.65	200
CI2012AR47□	0.47	25	25	125	0.65	200
CI2012BR56□	0.56	25	25	115	0.75	150
CI2012BR68□	0.68	25	25	105	0.8	150
CI2012BR82□	0.82	25	25	100	1.0	150
CI2012B1R0□	1.0	45	10	75	0.4	50
CI2012B1R2□	1.2	45	10	65	0.5	50
CI2012B1R5□	1.5	45	10	60	0.5	50
CI2012B1R8□	1.8	45	10	55	0.6	50
CI2012B2R2□	2.2	45	10	50	0.65	30
CI2012B2R7□	2.7	45	10	45	0.75	30
CI2012B3R3□	3.3	45	10	41	0.8	30
CI2012B3R9□	3.9	45	10	38	0.9	30
CI2012B4R7□	4.7	45	10	35	1.0	30
CI2012C5R6□	5.6	50	4	32	0.9	15
CI2012C6R8□	6.8	50	4	29	1.0	15
CI2012C8R2□	8.2	50	4	26	1.1	15
CI2012C100□	10	50	2	24	1.15	15
CI2012C120□	12	50	2	22	1.25	15
CI2012D150□	15	30	1	19	0.8	5
CI2012D180□	18	30	1	18	0.9	5
CI2012D220□	22	30	1	16	1.1	5

□：表示电感量偏差代号为 J、K 或者 M。J：±5%；K：±10%；M：±20%。

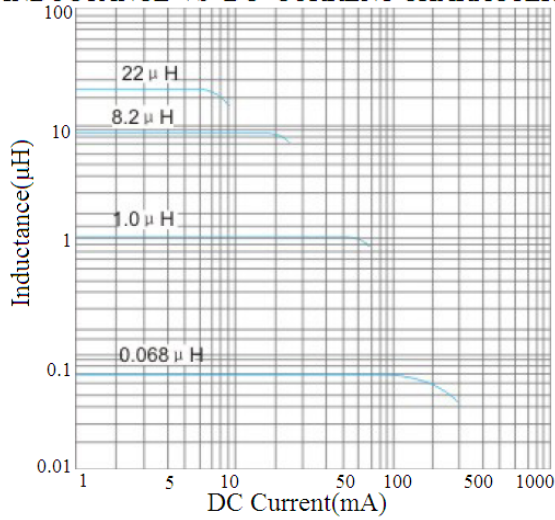
CI3216型

产品类型	电感量 (μH)	Q 值 min	L、Q 测定频率 (MHz)	自谐频率 (MHz)	直流电阻 (Ω)max	额定电流 (mA)
CI3216A47N□	0.047	20	50	320	0.15	300
CI3216A68N□	0.068	20	50	280	0.25	300
CI3216A82N□	0.082	20	50	255	0.25	250
CI3216AR10□	0.10	20	25	235	0.25	250
CI3216AR18□	0.18	20	25	185	0.40	250
CI3216AR22□	0.22	20	25	170	0.40	250
CI3216AR27□	0.27	20	25	150	0.50	250
CI3216AR33□	0.33	20	25	145	0.60	250
CI3216AR47□	0.47	25	25	125	0.60	200
CI3216AR56□	0.56	25	25	112	0.70	150
CI3216AR82□	0.82	25	25	100	0.90	150
CI3216B1R0□	1.0	45	10	75	0.40	100
CI3216B1R2□	1.2	45	10	65	0.50	100
CI3216B1R5□	1.5	45	10	60	0.50	50
CI3216B1R8□	1.8	45	10	55	0.50	50
CI3216B2R2□	2.2	45	10	50	0.60	50
CI3216B2R7□	2.7	45	10	45	0.60	50
CI3216B3R3□	3.3	45	10	41	0.70	50
CI3216B3R9□	3.9	45	10	38	0.80	50
CI3216B4R7□	4.7	45	10	35	0.90	50
CI3216C5R6□	5.6	50	4	32	0.70	25
CI3216C6R8□	6.8	50	4	29	0.80	25
CI3216C8R2□	8.2	50	4	26	0.90	25
CI3216C100□	10	50	2	24	1.00	25
CI3216C120□	12	50	2	22	1.05	15
CI3216D150□	15	35	1	19	0.70	5
CI3216D180□	18	35	1	18	0.70	5
CI3216D220□	22	35	1	16	0.90	5

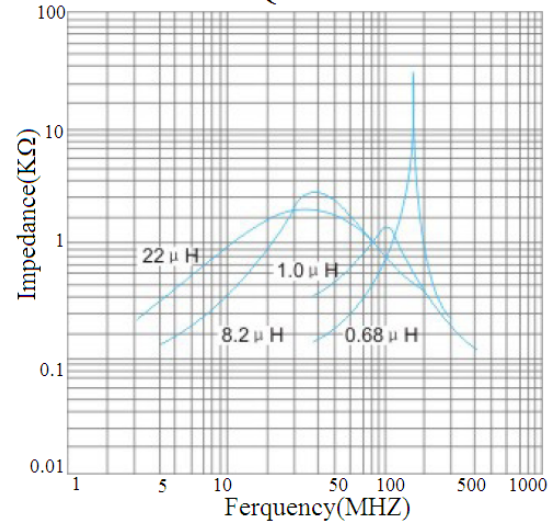
□：表示电感量偏差代号为 J、K 或者 M。J: $\pm 5\%$; K: $\pm 10\%$; M: $\pm 20\%$ 。

CI1608 TYPE

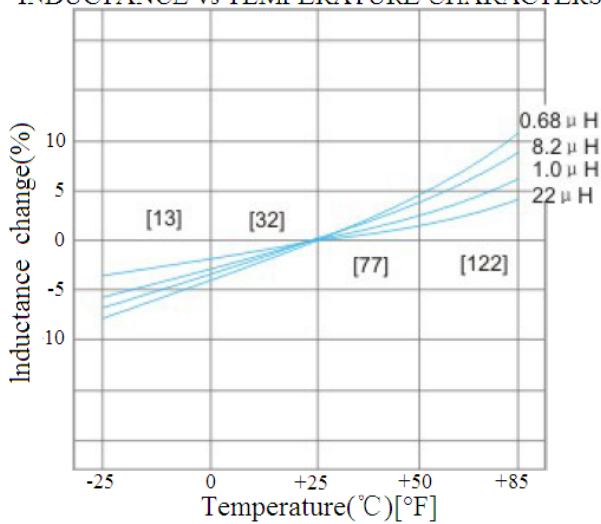
INDUCTANCE VS DC CURRENT CHARACTERISTICS



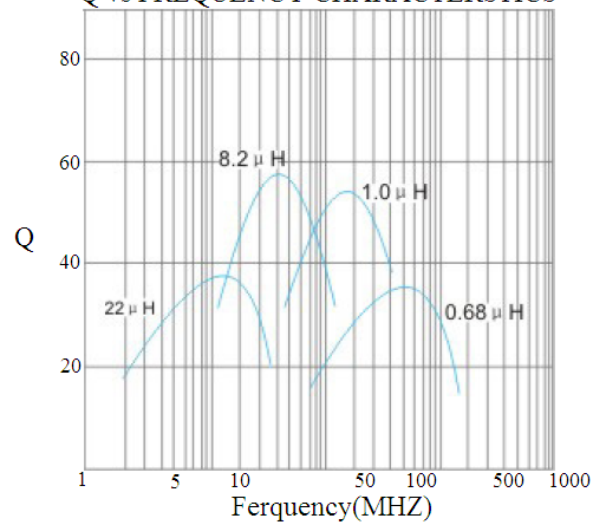
IMPEDANCE VS FREQUENCY CHARACTERISTICS



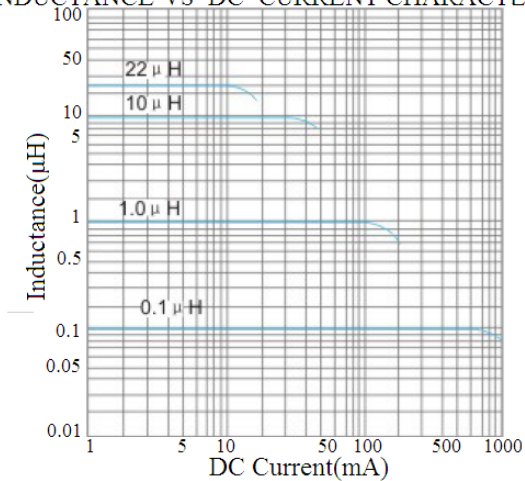
INDUCTANCE vs TEMPERATURE CHARACTERISTICS



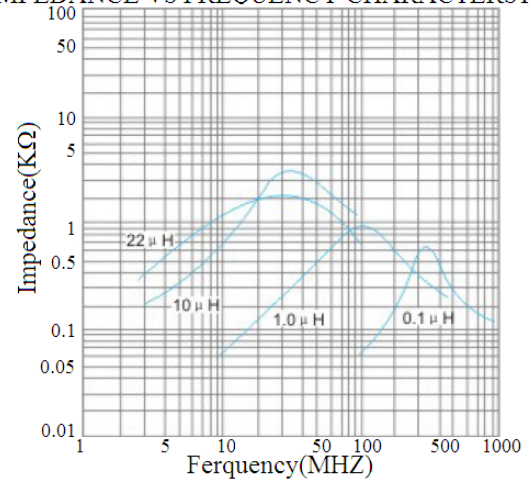
Q vs FREQUENCY CHARACTERISTICS

**CI2012 TYPE**

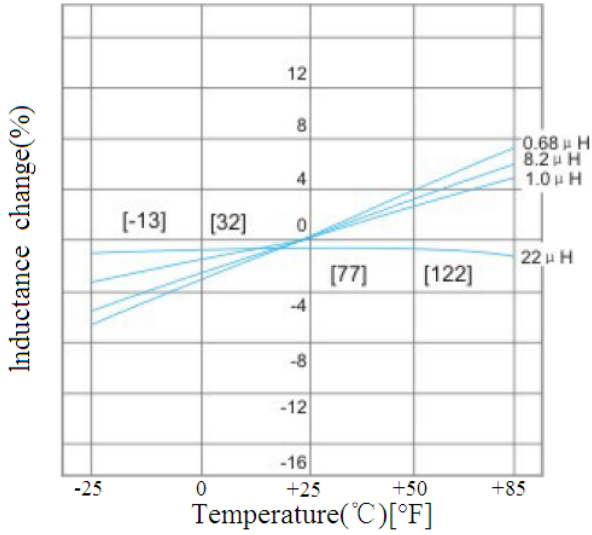
INDUCTANCE VS DC CURRENT CHARACTERISTICS



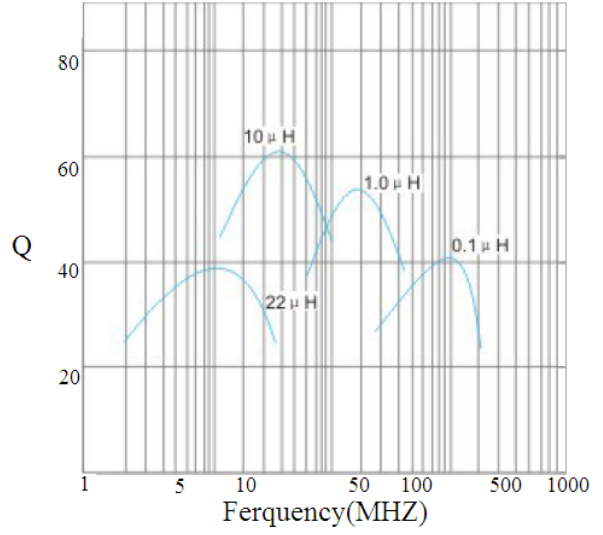
IMPEDANCE VS FREQUENCY CHARACTERISTICS



INDUCTANCE vs TEMPERATURE CHARACTERISTICS

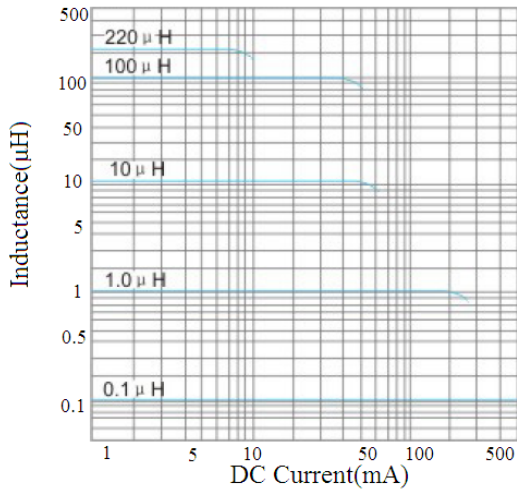


Q vs FREQUENCY CHARACTERISTICS

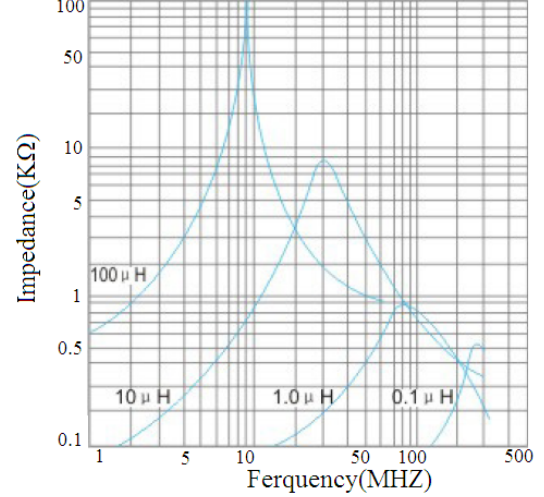


CI3216 TYPE

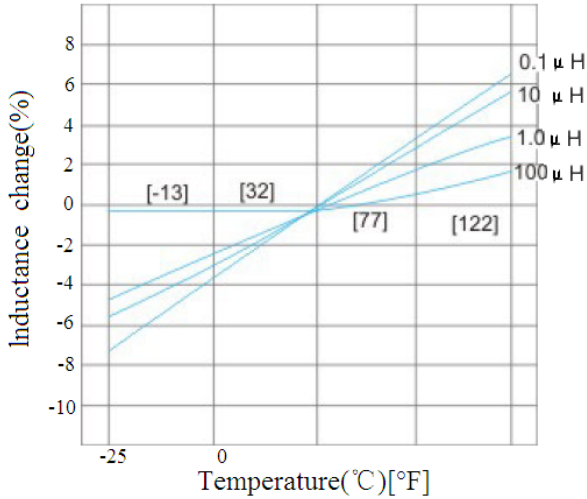
INDUCTANCE VS DC CURRENT CHARACTERISTICS



IMPEDANCE VS FREQUENCY CHARACTERISTICS



INDUCTANCE vs TEMPERATURE CHARACTERISTICS



Q vs FREQUENCY CHARACTERISTICS

