

# Data Sheet

## RT063xxHBNC

Page 1/5

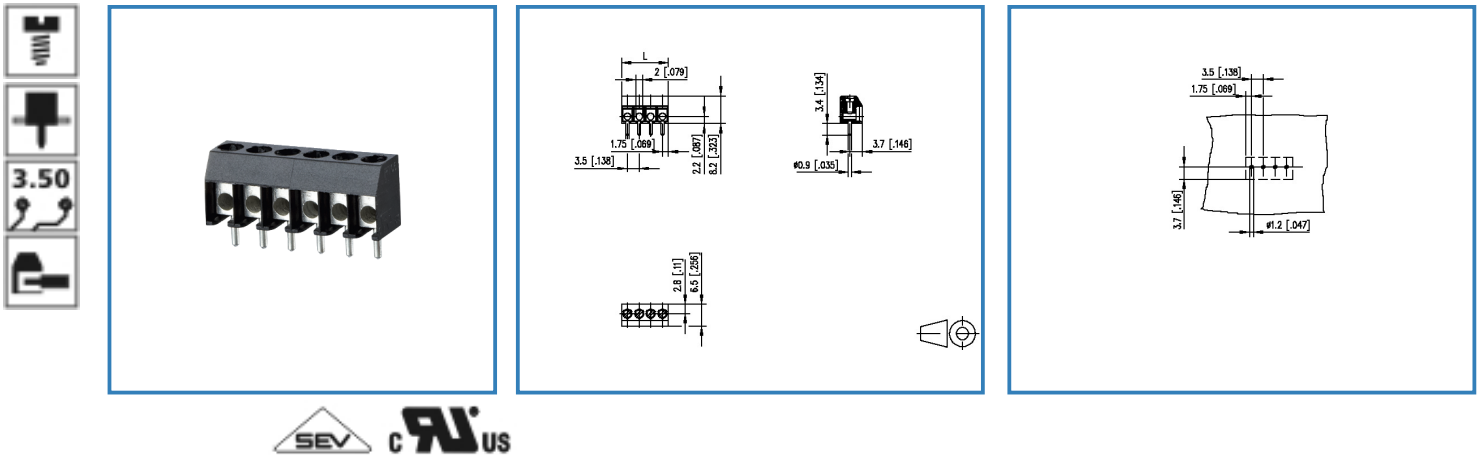
P/N

310601xx

xx=number of poles

2017/01/24

### Illustration



see enlarged drawing at the end of the document

### Product specification

- screw type terminal block, solderable
- centerline 3.50 mm, direction of connection 90°
- fittable without loss of poles
- color black

# Data Sheet

## RT063xxHBNC

Page 2/5

P/N

310601xx

xx=number of poles

2017/01/24

### Technical Data



#### General Data

Tightening torque SEV	0.15 Nm		
Tightening torque UL	3 lb-in		
Solder pin length	3.4 mm		
min. number of poles	2		
max. number of poles	16		
Insulating material class	CTI 600		
clearance/creepage dist.	2.1 mm		
protection category	IP 00		
Overvoltage category	III	III	II
Pollution degree	3	2	2
Rated voltage	160 V	400 V	400 V
Rated test voltage	2.5 kV	2.5 kV	2.5 kV

#### Connection data

Rated wiring solid wire	0.08 - 2.0 mm <sup>2</sup> / AWG 28 - 14		
Rated wiring stranded wire	0.08 - 2.0 mm <sup>2</sup> / AWG 28 - 14		

#### Approvals

 V / A / AWG	125 / 15 / 20 - 14		
 1 mm <sup>2</sup>	125 V / 13.5 A / T60		

#### Material

insulating material	PA66
flammability class	V0
Glow-Wire Flammability GWFI	960
Glow-Wire Flammability GWIT	775
terminal body material	CuZn
terminal body surface	Cu + Ni + Sn
screw surface	Zn Cr(VI)-frei/free
screw thread	M2

#### Climatic properties

upper limit temperature	105 °C
lower limit temperature	-40 °C

#### General

# Data Sheet

## RT063xxHBNC

Page 3/5

P/N

310601xx

xx=number of poles

2017/01/24

solderability

Acc. to JEDEC JESD22-B102E 245°C/5s

Tolerance

ISO 2768 -mH



METZ CONNECT GmbH

Im Tal 2 | 78176 Blumberg | Germany | [www.metz-connect.com](http://www.metz-connect.com)

Phone +49 7702 533-0 | Fax +49 7702 533-433

Montageanleitung / Mounting instruction siehe / see [www.metz-connect.com](http://www.metz-connect.com)

Members of METZ CONNECT



# Data Sheet

## RT063xxHBNC

Page 4/5

P/N

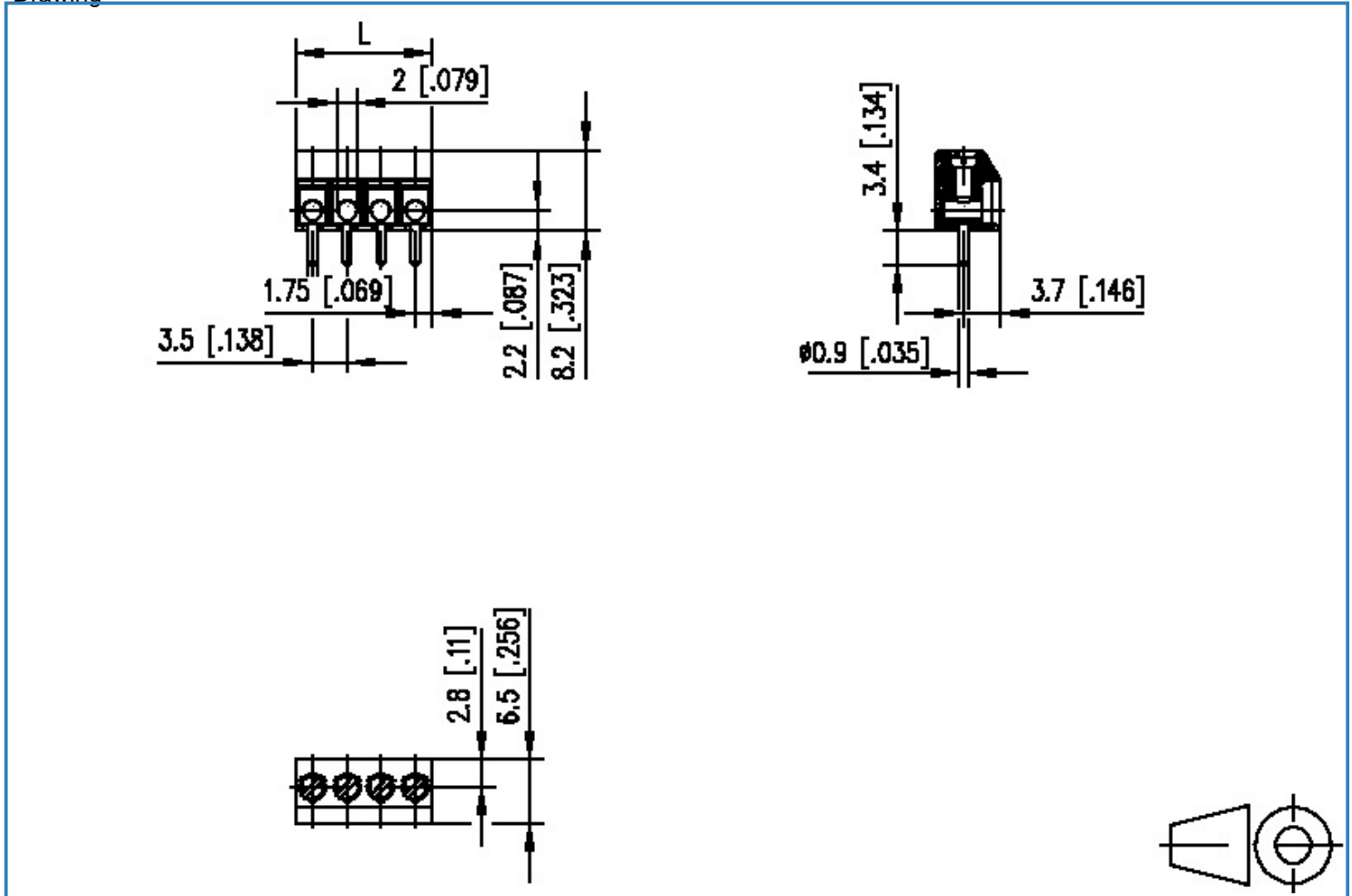
310601xx

xx=number of poles

2017/01/24

### Illustration

Drawing



$L = (\text{pole size} - 1) \times \text{centerline} + 3.5 [0.138]$



# Data Sheet

## RT063xxHBNC

Page 5/5

P/N

310601xx

xx=number of poles

2017/01/24

PCB Layout

