

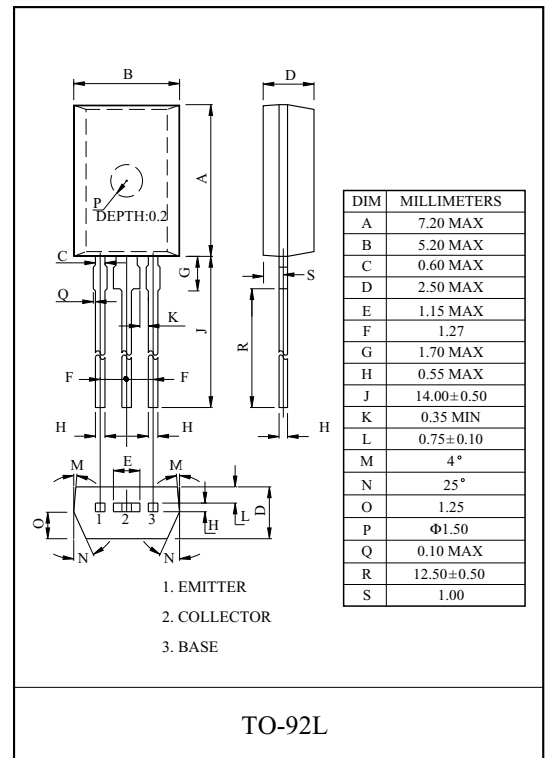
COLOR TV VERT. DEFELECTION OUTPUT APPLICATION.  
COLOR TV CLASS B SOUND OUTPUT APPLICATION.

### FEATURES

- High Voltage :  $V_{CEO} = -160V$ .
- Large Continuous Collector Current Capability.
- Complementary to KTC3228.

### MAXIMUM RATING (Ta=25 °C)

CHARACTERISTIC	SYMBOL	RATING	UNIT
Collector-Base Voltage	$V_{CBO}$	-160	V
Collector-Emitter Voltage	$V_{CEO}$	-160	V
Emitter-Base Voltage	$V_{EBO}$	-6	V
Collector Current	$I_C$	-1	A
Base Current	$I_B$	-0.5	A
Collector Power Dissipation	$P_C$	1	W
Junction Temperature	$T_j$	150	°C
Storage Temperature Range	$T_{stg}$	-55 ~ 150	°C

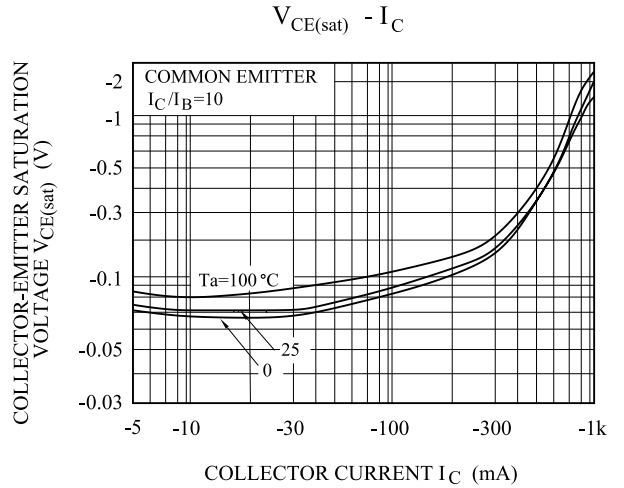
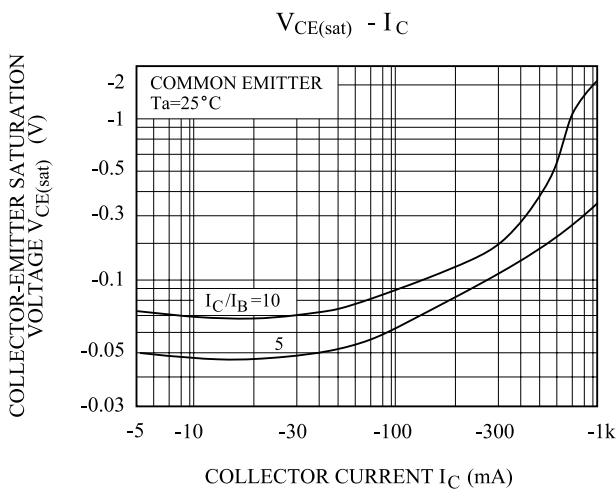
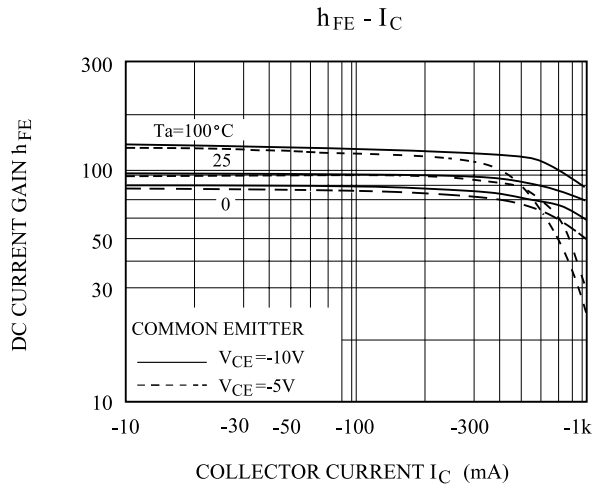
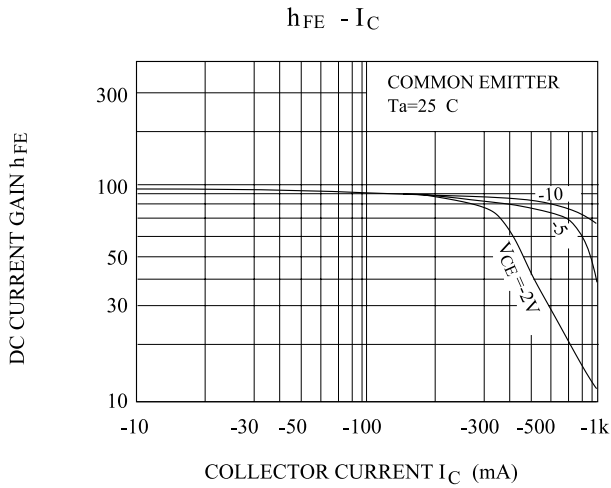
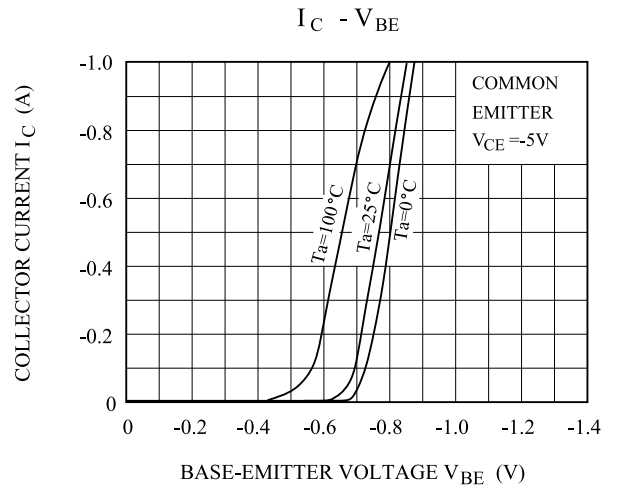
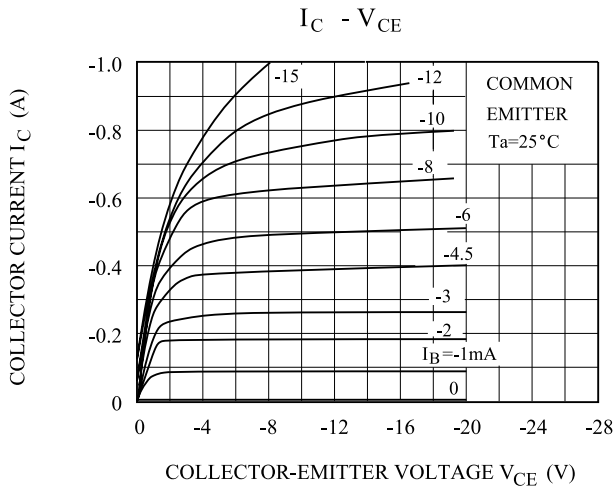


### ELECTRICAL CHARACTERISTICS (Ta=25 °C)

CHARACTERISTIC	SYMBOL	TEST CONDITION	MIN.	TYP.	MAX.	UNIT
Collector Cut-off Current	$I_{CBO}$	$V_{CB} = -150V, I_E = 0$	-	-	-1.0	μA
Emitter Cut-off Current	$I_{EBO}$	$V_{EB} = -6V, I_C = 0$	-	-	-1.0	μA
Collector-Emitter Breakdown Voltage	$V_{(BR)CEO}$	$I_C = -10mA, I_B = 0$	-160	-	-	V
DC Current Gain	$h_{FE}$ (Note)	$V_{CE} = -5V, I_C = -200mA$	60	-	320	
Collector-Emitter Saturation Voltage	$V_{CE(sat)}$	$I_C = -500mA, I_B = -50mA$	-	-	-1.5	V
Base-Emitter Saturation Voltage	$V_{BE(sat)}$	$I_C = -500mA, I_B = -50mA$	-	-	-1.2	V
Base-Emitter Voltage	$V_{BE}$	$V_{CE} = -5V, I_C = -5mA$	-0.45	-	-0.75	V
Transition Frequency	$f_T$	$V_{CE} = -5V, I_C = -200mA$	15	50	-	MHz
Collector Output Capacitance	$C_{ob}$	$V_{CB} = -10V, I_E = 0, f = 1MHz$	-	-	35	pF

Note :  $h_{FE}$  Classification R:60~120 0:100~200, Y:160~320

# KTA1275



# KTA1275

