

Wire Wound SMD Power Inductors – SWRH-B Series

Operating Temperature: -40°C~+105°C (Including Self-heating)



FEATURES

- Various high power inductors are superior to be high saturation
- Suitable for surface mounting equipment

APPLICATIONS

- Power supply choke for small electrical equipments such as VTR, LCD display, Notebook, communication equipment, and so on.

PRODUCT IDENTIFICATION

SWRH

①

0602

②

B

③

-3R3

④

N

⑤

T

⑥

①	Type
SWRH	Wire Wound SMD Type Power Inductors (With Metallic Base)

②	External Dimensions
	0602~1207

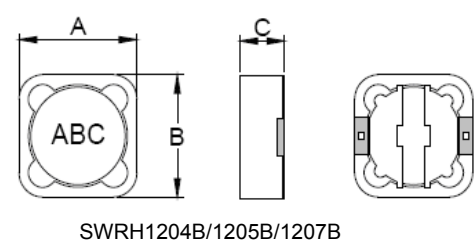
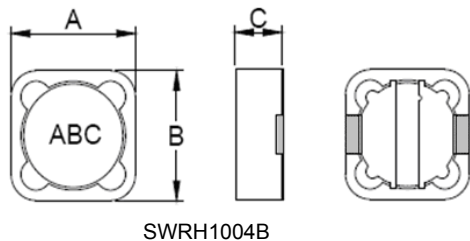
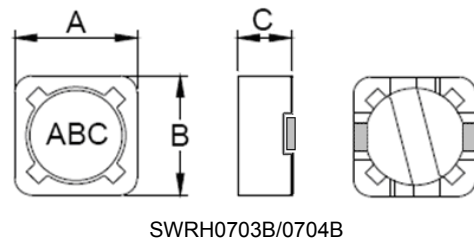
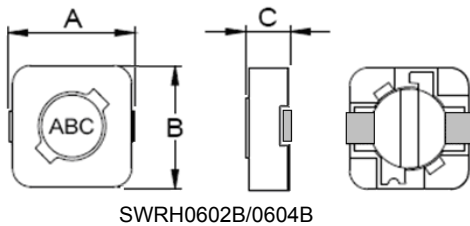
③	Configuration
B	B Type Base

④	Nominal Inductance
Example	Nominal Value
3R3	3.3μH
100	10μH
101	100μH

⑤	Inductance Tolerance
M	±20%
N	±30%

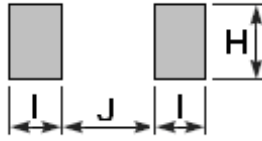
⑥	Packing
T	Tape Carrier Package

SHAPE AND DIMENSIONS



SHAPE AND DIMENSIONS

Recommended Land Pattern



Unit: mm

Series	A max.	B max.	C max.	l typ.	J typ.	H typ.
SWRH0602B	7.0	6.8	3.0	1.4	4.6	1.9
SWRH0604B	7.0	6.8	5.0	1.4	4.6	1.9
SWRH0703B	7.8	7.8	4.0	1.6	4.8	2.2
SWRH0704B	7.8	7.8	5.0	1.6	4.8	2.2
SWRH1004B	10.5	10.5	5.0	2.0	6.8	4.4
SWRH1204B	12.5	12.5	5.0	2.9	7.0	5.4
SWRH1205B	12.5	12.5	6.0	2.9	7.0	5.4
SWRH1207B	12.5	12.5	8.0	2.9	7.0	5.4

SPECIFICATIONS

SWRH0602B TYPE

Part Number	Inductance	L Test Condition	Max. DC Resistance	Max. Rated Current
Units	μH	Hz, V	Ω	A
Symbol	L	-	DCR	I _r
SWRH0602B-3R3NT	3.3±30%	100k, 0.3V	0.068	1.94
SWRH0602B-4R7NT	4.7±30%	100k, 0.3V	0.080	1.63
SWRH0602B-5R6NT	5.6±30%	100k, 0.3V	0.096	1.40
SWRH0602B-100MT	10±20%	1k, 0.3V	0.150	1.10
SWRH0602B-120MT	12±20%	1k, 0.3V	0.200	1.00
SWRH0602B-150MT	15±20%	1k, 0.3V	0.230	0.90
SWRH0602B-180MT	18±20%	1k, 0.3V	0.270	0.80
SWRH0602B-220MT	22±20%	1k, 0.3V	0.340	0.74
SWRH0602B-270MT	27±20%	1k, 0.3V	0.380	0.66
SWRH0602B-330MT	33±20%	1k, 0.3V	0.450	0.59
SWRH0602B-390MT	39±20%	1k, 0.3V	0.490	0.54
SWRH0602B-470MT	47±20%	1k, 0.3V	0.690	0.50
SWRH0602B-560MT	56±20%	1k, 0.3V	0.780	0.46
SWRH0602B-680MT	68±20%	1k, 0.3V	1.070	0.42
SWRH0602B-820MT	82±20%	1k, 0.3V	1.210	0.38
SWRH0602B-101MT	100±20%	1k, 0.3V	1.390	0.34
SWRH0602B-121MT	120±20%	1k, 0.3V	1.900	0.31
SWRH0602B-151MT	150±20%	1k, 0.3V	2.180	0.28
SWRH0602B-181MT	180±20%	1k, 0.3V	2.770	0.26
SWRH0602B-221MT	220±20%	1k, 0.3V	3.120	0.23
SWRH0602B-271MT	270±20%	1k, 0.3V	4.380	0.22
SWRH0602B-331MT	330±20%	1k, 0.3V	4.940	0.19

SPECIFICATIONS

SWRH0604B TYPE

Part Number	Inductance	L Test Condition L	Max. DC Resistance	Max. Rated Current
Units	μ H	Hz, V	Ω	A
Symbol	L	-	DCR	I _r
SWRH0604B-100MT	10 \pm 20%	1k, 0.3V	0.120	1.35
SWRH0604B-120MT	12 \pm 20%	1k, 0.3V	0.130	1.20
SWRH0604B-150MT	15 \pm 20%	1k, 0.3V	0.180	1.10
SWRH0604B-180MT	18 \pm 20%	1k, 0.3V	0.240	1.00
SWRH0604B-220MT	22 \pm 20%	1k, 0.3V	0.270	0.91
SWRH0604B-270MT	27 \pm 20%	1k, 0.3V	0.300	0.82
SWRH0604B-330MT	33 \pm 20%	1k, 0.3V	0.330	0.75
SWRH0604B-390MT	39 \pm 20%	1k, 0.3V	0.370	0.69
SWRH0604B-470MT	47 \pm 20%	1k, 0.3V	0.520	0.62
SWRH0604B-560MT	56 \pm 20%	1k, 0.3V	0.560	0.58
SWRH0604B-680MT	68 \pm 20%	1k, 0.3V	0.630	0.52
SWRH0604B-820MT	82 \pm 20%	1k, 0.3V	0.710	0.47
SWRH0604B-101MT	100 \pm 20%	1k, 0.3V	1.030	0.43
SWRH0604B-121MT	120 \pm 20%	1k, 0.3V	1.150	0.39
SWRH0604B-151MT	150 \pm 20%	1k, 0.3V	1.680	0.35
SWRH0604B-181MT	180 \pm 20%	1k, 0.3V	1.870	0.32
SWRH0604B-221MT	220 \pm 20%	1k, 0.3V	2.080	0.29
SWRH0604B-271MT	270 \pm 20%	1k, 0.3V	2.370	0.26
SWRH0604B-331MT	330 \pm 20%	1k, 0.3V	2.670	0.23
SWRH0604B-391MT	390 \pm 20%	1k, 0.3V	2.940	0.22
SWRH0604B-471MT	470 \pm 20%	1k, 0.3V	3.930	0.20

SWRH0703B TYPE

Part Number	Inductance	L Test Condition L	Max. DC Resistance	Max. Rated Current
Units	μ H	Hz, V	Ω	A
Symbol	L	-	DCR	I _r
SWRH0703B-2R2NT	2.2 \pm 30%	100k, 0.3V	0.025	3.00
SWRH0703B-3R3NT	3.3 \pm 30%	100k, 0.3V	0.035	2.50
SWRH0703B-4R7NT	4.7 \pm 30%	100k, 0.3V	0.031	2.00
SWRH0703B-100MT	10 \pm 20%	1k, 0.3V	0.072	1.68
SWRH0703B-120MT	12 \pm 20%	1k, 0.3V	0.098	1.52
SWRH0703B-150MT	15 \pm 20%	1k, 0.3V	0.130	1.33
SWRH0703B-180MT	18 \pm 20%	1k, 0.3V	0.140	1.20
SWRH0703B-220MT	22 \pm 20%	1k, 0.3V	0.190	1.07
SWRH0703B-270MT	27 \pm 20%	1k, 0.3V	0.210	0.96
SWRH0703B-330MT	33 \pm 20%	1k, 0.3V	0.240	0.91
SWRH0703B-390MT	39 \pm 20%	1k, 0.3V	0.320	0.77
SWRH0703B-470MT	47 \pm 20%	1k, 0.3V	0.360	0.76
SWRH0703B-560MT	56 \pm 20%	1k, 0.3V	0.470	0.68
SWRH0703B-680MT	68 \pm 20%	1k, 0.3V	0.520	0.61
SWRH0703B-820MT	82 \pm 20%	1k, 0.3V	0.690	0.57
SWRH0703B-101MT	100 \pm 20%	1k, 0.3V	0.790	0.50
SWRH0703B-121MT	120 \pm 20%	1k, 0.3V	0.890	0.49
SWRH0703B-151MT	150 \pm 20%	1k, 0.3V	1.270	0.43
SWRH0703B-181MT	180 \pm 20%	1k, 0.3V	1.450	0.39
SWRH0703B-221MT	220 \pm 20%	1k, 0.3V	1.650	0.35
SWRH0703B-271MT	270 \pm 20%	1k, 0.3V	2.310	0.32
SWRH0703B-331MT	330 \pm 20%	1k, 0.3V	2.620	0.28
SWRH0703B-391MT	390 \pm 20%	1k, 0.3V	2.940	0.26
SWRH0703B-471MT	470 \pm 20%	1k, 0.3V	4.180	0.24
SWRH0703B-561MT	560 \pm 20%	1k, 0.3V	4.670	0.22



Specifications subject to change without notice. Please check our website for latest information. Revised 2017/04/15

SPECIFICATIONS

SWRH0704B TYPE

Part Number	Inductance	L Test Condition L	Max. DC Resistance	Max. Rated Current
Units	μ H	Hz, V	Ω	A
Symbol	L	-	DCR	I _r
SWRH0704B-100MT	10 \pm 20%	1k, 0.3V	0.049	1.84
SWRH0704B-120MT	12 \pm 20%	1k, 0.3V	0.058	1.71
SWRH0704B-150MT	15 \pm 20%	1k, 0.3V	0.081	1.47
SWRH0704B-180MT	18 \pm 20%	1k, 0.3V	0.091	1.31
SWRH0704B-220MT	22 \pm 20%	1k, 0.3V	0.110	1.23
SWRH0704B-270MT	27 \pm 20%	1k, 0.3V	0.150	1.12
SWRH0704B-330MT	33 \pm 20%	1k, 0.3V	0.170	0.96
SWRH0704B-390MT	39 \pm 20%	1k, 0.3V	0.230	0.91
SWRH0704B-470MT	47 \pm 20%	1k, 0.3V	0.260	0.88
SWRH0704B-560MT	56 \pm 20%	1k, 0.3V	0.350	0.75
SWRH0704B-680MT	68 \pm 20%	1k, 0.3V	0.380	0.69
SWRH0704B-820MT	82 \pm 20%	1k, 0.3V	0.430	0.61
SWRH0704B-101MT	100 \pm 20%	1k, 0.3V	0.610	0.60
SWRH0704B-121MT	120 \pm 20%	1k, 0.3V	0.660	0.52
SWRH0704B-151MT	150 \pm 20%	1k, 0.3V	0.880	0.46
SWRH0704B-181MT	180 \pm 20%	1k, 0.3V	0.980	0.42
SWRH0704B-221MT	220 \pm 20%	1k, 0.3V	1.170	0.36
SWRH0704B-271MT	270 \pm 20%	1k, 0.3V	1.640	0.34
SWRH0704B-331MT	330 \pm 20%	1k, 0.3V	1.860	0.32
SWRH0704B-391MT	390 \pm 20%	1k, 0.3V	2.850	0.29
SWRH0704B-471MT	470 \pm 20%	1k, 0.3V	3.010	0.26
SWRH0704B-561MT	560 \pm 20%	1k, 0.3V	3.620	0.23

SWRH1004B TYPE

Part Number	Inductance	L Test Condition L	Max. DC Resistance	Max. Rated Current
Units	μ H	Hz, V	Ω	A
Symbol	L	-	DCR	I _r
SWRH1004B-2R2NT	2.2 \pm 30%	100k, 0.3V	0.018	4.00
SWRH1004B-3R8NT	3.8 \pm 30%	100k, 0.3V	0.028	3.50
SWRH1004B-4R7NT	4.7 \pm 30%	100k, 0.3V	0.035	3.20
SWRH1004B-6R8NT	6.8 \pm 30%	100k, 0.3V	0.044	2.80
SWRH1004B-100MT	10 \pm 20%	1k, 0.3V	0.050	2.40
SWRH1004B-120MT	12 \pm 20%	1k, 0.3V	0.054	2.25
SWRH1004B-150MT	15 \pm 20%	1k, 0.3V	0.061	2.00
SWRH1004B-180MT	18 \pm 20%	1k, 0.3V	0.084	1.80
SWRH1004B-220MT	22 \pm 20%	1k, 0.3V	0.094	1.65
SWRH1004B-270MT	27 \pm 20%	1k, 0.3V	0.110	1.45
SWRH1004B-330MT	33 \pm 20%	1k, 0.3V	0.150	1.35
SWRH1004B-390MT	39 \pm 20%	1k, 0.3V	0.170	1.20
SWRH1004B-470MT	47 \pm 20%	1k, 0.3V	0.210	1.10
SWRH1004B-560MT	56 \pm 20%	1k, 0.3V	0.230	1.00
SWRH1004B-820MT	82 \pm 20%	1k, 0.3V	0.360	0.84
SWRH1004B-101MT	100 \pm 20%	1k, 0.3V	0.410	0.76
SWRH1004B-121MT	120 \pm 20%	1k, 0.3V	0.450	0.70
SWRH1004B-151MT	150 \pm 20%	1k, 0.3V	0.640	0.63
SWRH1004B-181MT	180 \pm 20%	1k, 0.3V	0.840	0.57
SWRH1004B-221MT	220 \pm 20%	1k, 0.3V	0.960	0.52
SWRH1004B-271MT	270 \pm 20%	1k, 0.3V	1.070	0.47
SWRH1004B-331MT	330 \pm 20%	1k, 0.3V	1.370	0.43
SWRH1004B-391MT	390 \pm 20%	1k, 0.3V	1.550	0.39
SWRH1004B-471MT	470 \pm 20%	1k, 0.3V	1.740	0.36

Specifications subject to change without notice. Please check our website for latest information. Revised 2017/04/15

SPECIFICATIONS

SWRH1204B TYPE

Part Number	Inductance	L Test Condition L	Max. DC Resistance	Max. Rated Current
Units	μH	Hz, V	Ω	A
Symbol	L	-	DCR	I _r
SWRH1204B-1R0NT	1.0±30%	100k, 0.3V	0.010	7.00
SWRH1204B-2R2NT	2.2±30%	100k, 0.3V	0.014	5.70
SWRH1204B-3R3NT	3.3±30%	100k, 0.3V	0.015	5.20
SWRH1204B-4R7NT	4.7±30%	100k, 0.3V	0.018	4.90
SWRH1204B-5R6NT	5.6±30%	100k, 0.3V	0.020	4.50
SWRH1204B-6R8NT	6.8±30%	100k, 0.3V	0.023	4.20
SWRH1204B-8R2NT	8.2±30%	100k, 0.3V	0.026	4.00
SWRH1204B-100MT	10±20%	1k, 0.3V	0.028	3.80
SWRH1204B-120MT	12±20%	1k, 0.3V	0.038	3.50
SWRH1204B-150MT	15±20%	1k, 0.3V	0.050	3.20
SWRH1204B-180MT	18±20%	1k, 0.3V	0.057	3.10
SWRH1204B-220MT	22±20%	1k, 0.3V	0.066	2.90
SWRH1204B-270MT	27±20%	1k, 0.3V	0.080	2.80
SWRH1204B-330MT	33±20%	1k, 0.3V	0.097	2.70
SWRH1204B-390MT	39±20%	1k, 0.3V	0.132	2.10
SWRH1204B-470MT	47±20%	1k, 0.3V	0.160	1.90
SWRH1204B-560MT	56±20%	1k, 0.3V	0.190	1.80
SWRH1204B-680MT	68±20%	1k, 0.3V	0.220	1.50
SWRH1204B-820MT	82±20%	1k, 0.3V	0.260	1.30
SWRH1204B-101MT	100±20%	1k, 0.3V	0.310	1.20
SWRH1204B-121MT	120±20%	1k, 0.3V	0.380	1.10
SWRH1204B-151MT	150±20%	1k, 0.3V	0.530	0.95
SWRH1204B-181MT	180±20%	1k, 0.3V	0.620	0.85
SWRH1204B-221MT	220±20%	1k, 0.3V	0.700	0.80
SWRH1204B-271MT	270±20%	1k, 0.3V	0.870	0.60
SWRH1204B-331MT	330±20%	1k, 0.3V	0.990	0.50
SWRH1204B-471MT	470±20%	1k, 0.3V	1.100	0.25

SWRH1205B TYPE

Part Number	Inductance	L Test Condition L	Max. DC Resistance	Max. Rated Current
Units	μH	Hz, V	Ω	A
Symbol	L	-	DCR	I _r
SWRH1205B-1R0NT	1.0±30%	100k, 0.3V	0.010	8.00
SWRH1205B-2R2NT	2.2±30%	100k, 0.3V	0.014	7.80
SWRH1205B-2R4NT	2.4±30%	100k, 0.3V	0.014	7.50
SWRH1205B-3R3NT	3.3±30%	100k, 0.3V	0.014	6.80
SWRH1205B-4R7NT	4.7±30%	100k, 0.3V	0.020	5.60
SWRH1205B-5R8NT	5.8±30%	100k, 0.3V	0.020	5.20
SWRH1205B-8R2NT	8.2±30%	100k, 0.3V	0.021	4.40
SWRH1205B-100MT	10±20%	1k, 0.3V	0.025	4.00
SWRH1205B-120MT	12±20%	1k, 0.3V	0.027	3.50
SWRH1205B-150MT	15±20%	1k, 0.3V	0.030	3.30
SWRH1205B-180MT	18±20%	1k, 0.3V	0.034	3.00
SWRH1205B-220MT	22±20%	1k, 0.3V	0.036	2.80
SWRH1205B-270MT	27±20%	1k, 0.3V	0.051	2.30
SWRH1205B-330MT	33±20%	1k, 0.3V	0.057	2.10
SWRH1205B-390MT	39±20%	1k, 0.3V	0.068	2.00
SWRH1205B-470MT	47±20%	1k, 0.3V	0.075	1.80
SWRH1205B-560MT	56±20%	1k, 0.3V	0.110	1.70
SWRH1205B-680MT	68±20%	1k, 0.3V	0.120	1.50
SWRH1205B-820MT	82±20%	1k, 0.3V	0.140	1.40
SWRH1205B-101MT	100±20%	1k, 0.3V	0.160	1.30
SWRH1205B-121MT	120±20%	1k, 0.3V	0.170	1.10



Specifications subject to change without notice. Please check our website for latest information. Revised 2017/04/15

SPECIFICATIONS

SWRH1205B TYPE

Part Number	Inductance	L Test Condition L	Max. DC Resistance	Max. Rated Current
Units	μH	Hz, V	Ω	A
Symbol	L	-	DCR	I _r
SWRH1205B-151MT	150±20%	1k, 0.3V	0.230	1.00
SWRH1205B-181MT	180±20%	1k, 0.3V	0.290	0.90
SWRH1205B-221MT	220±20%	1k, 0.3V	0.400	0.80
SWRH1205B-271MT	270±20%	1k, 0.3V	0.460	0.75
SWRH1205B-331MT	330±20%	1k, 0.3V	0.510	0.68
SWRH1205B-391MT	390±20%	1k, 0.3V	0.690	0.65
SWRH1205B-471MT	470±20%	1k, 0.3V	0.770	0.58
SWRH1205B-561MT	560±20%	1k, 0.3V	0.860	0.54
SWRH1205B-681MT	680±20%	1k, 0.3V	1.200	0.48
SWRH1205B-821MT	820±20%	1k, 0.3V	1.340	0.43
SWRH1205B-102MT	1000±20%	1k, 0.3V	1.800	0.40

SWRH1207B TYPE

Part Number	Inductance	L Test Condition L	Max. DC Resistance	Max. Rated Current
Units	μH	Hz, V	Ω	A
Symbol	L	-	DCR	I _r
SWRH1207B-1R0NT	1.0±30%	100k, 0.3V	0.009	10.00
SWRH1207B-2R2NT	2.2±30%	100k, 0.3V	0.012	8.00
SWRH1207B-2R7NT	2.7±30%	100k, 0.3V	0.013	8.00
SWRH1207B-3R3NT	3.3±30%	100k, 0.3V	0.013	8.00
SWRH1207B-3R9NT	3.9±30%	100k, 0.3V	0.013	7.50
SWRH1207B-4R7NT	4.7±30%	100k, 0.3V	0.016	6.80
SWRH1207B-6R1NT	6.1±30%	100k, 0.3V	0.018	6.60
SWRH1207B-6R8NT	6.8±30%	100k, 0.3V	0.019	6.60
SWRH1207B-7R6NT	7.6±30%	100k, 0.3V	0.020	5.90
SWRH1207B-8R2NT	8.2±30%	100k, 0.3V	0.020	5.60
SWRH1207B-100MT	10±20%	1k, 0.3V	0.021	5.40
SWRH1207B-120MT	12±20%	1k, 0.3V	0.024	4.90
SWRH1207B-150MT	15±20%	1k, 0.3V	0.027	4.50
SWRH1207B-180MT	18±20%	1k, 0.3V	0.039	3.90
SWRH1207B-220MT	22±20%	1k, 0.3V	0.043	3.60
SWRH1207B-270MT	27±20%	1k, 0.3V	0.046	3.40
SWRH1207B-330MT	33±20%	1k, 0.3V	0.065	3.00
SWRH1207B-390MT	39±20%	1k, 0.3V	0.073	2.75
SWRH1207B-470MT	47±20%	1k, 0.3V	0.100	2.50
SWRH1207B-560MT	56±20%	1k, 0.3V	0.110	2.35
SWRH1207B-680MT	68±20%	1k, 0.3V	0.140	2.10
SWRH1207B-820MT	82±20%	1k, 0.3V	0.160	1.95
SWRH1207B-101MT	100±20%	1k, 0.3V	0.220	1.70
SWRH1207B-121MT	120±20%	1k, 0.3V	0.250	1.60
SWRH1207B-151MT	150±20%	1k, 0.3V	0.280	1.42
SWRH1207B-181MT	180±20%	1k, 0.3V	0.350	1.30
SWRH1207B-221MT	220±20%	1k, 0.3V	0.390	1.16
SWRH1207B-271MT	270±20%	1k, 0.3V	0.560	1.06
SWRH1207B-331MT	330±20%	1k, 0.3V	0.640	0.95
SWRH1207B-391MT	390±20%	1k, 0.3V	0.700	0.88
SWRH1207B-471MT	470±20%	1k, 0.3V	0.980	0.79
SWRH1207B-561MT	560±20%	1k, 0.3V	1.070	0.73
SWRH1207B-681MT	680±20%	1k, 0.3V	1.460	0.67
SWRH1207B-821MT	820±20%	1k, 0.3V	1.640	0.60
SWRH1207B-102MT	1000±20%	1k, 0.3V	1.820	0.55



Specifications subject to change without notice. Please check our website for latest information. Revised 2017/04/15