



UT2302

Power MOSFET

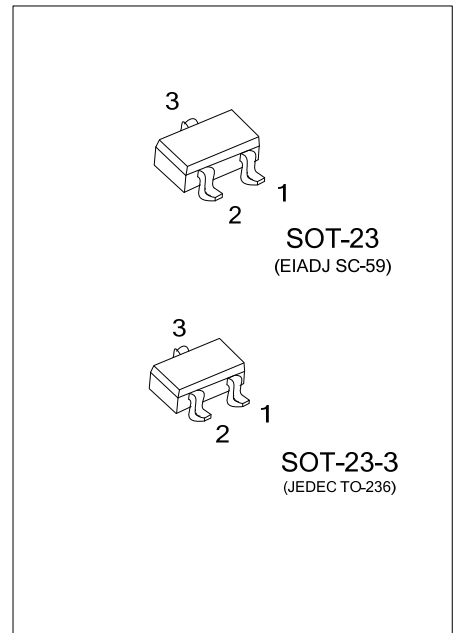
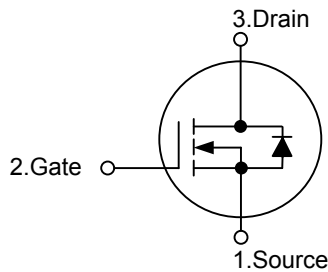
N-CHANNEL ENHANCEMENT MODE

DESCRIPTION

The UTC **UT2302** is N-channel Power MOSFET, designed with high density cell, with fast switching speed, ultra low on-resistance, and excellent thermal and electrical capabilities.

Used in commercial and industrial surface mount applications and suited for low voltage applications such as DC/DC converters.

SYMBOL



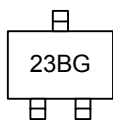
ORDERING INFORMATION

Ordering Number	Package	Pin Assignment			Packing
		1	2	3	
UT2302G-AE2-R	SOT-23-3	S	G	D	Tape Reel
UT2302G-AE3-R	SOT-23	S	G	D	Tape Reel

Note: Pin Assignment: G: Gate D: Drain S: Source

<p>UT2302G-AE3-R</p> <p>(1)Packing Type (2)Package Type (3)Green Package</p>	<p>(1) R: Tape Reel (2) AE2: SOT-23-3, AE3: SOT-23 (3) G: Halogen Free and Lead Free</p>
--	--

MARKING



■ ABSOLUTE MAXIMUM RATINGS (Ta = 25°C, unless otherwise specified)

PARAMETER	SYMBOL	RATINGS	UNIT
Drain-Source Voltage	V _{DSS}	20	V
Gate-Source Voltage	V _{GSS}	±8	V
Drain Current (Note 1)	Continuous	I _D	2.4
	Pulsed	I _{DM}	10
Power Dissipation	P _D	1.25	W
Junction Temperature	T _J	+150	°C
Storage Temperature	T _{STG}	-55 ~ +150	°C

Note: Absolute maximum ratings are those values beyond which the device could be permanently damaged. Absolute maximum ratings are stress ratings only and functional device operation is not implied.

■ THERMAL DATA

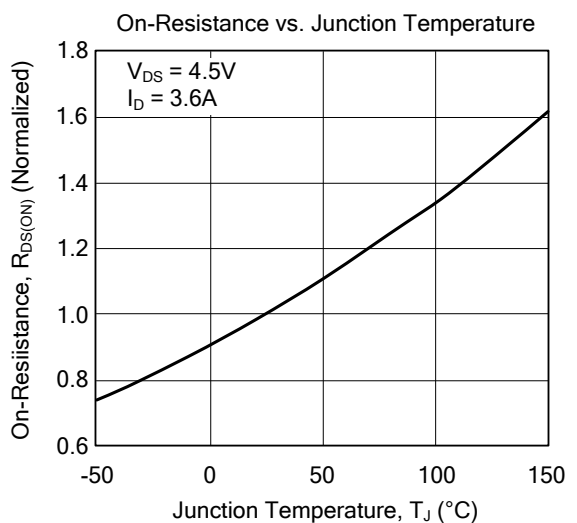
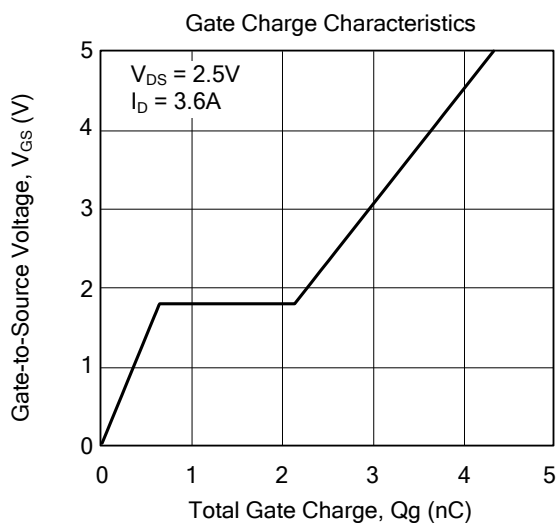
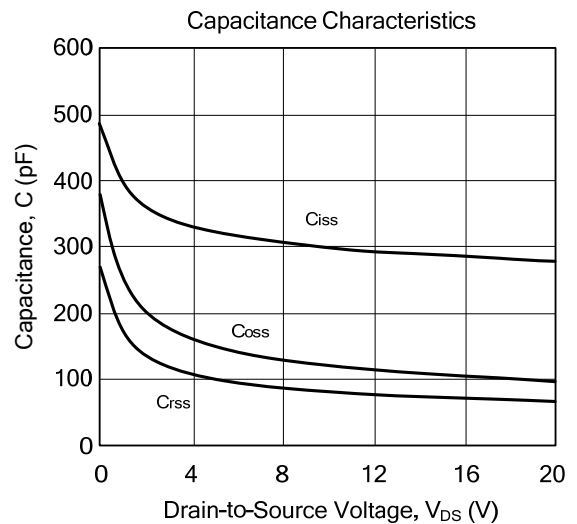
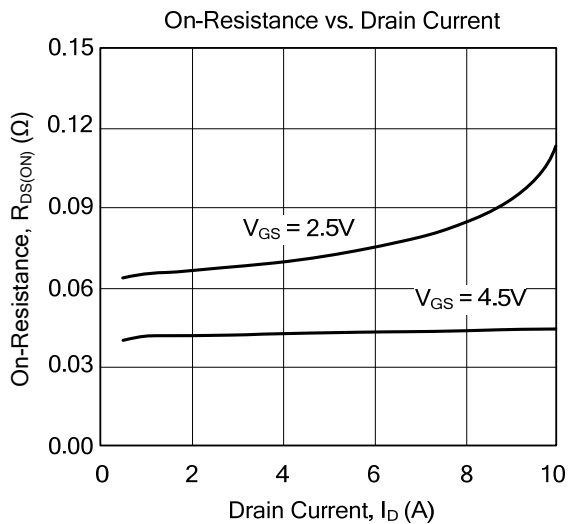
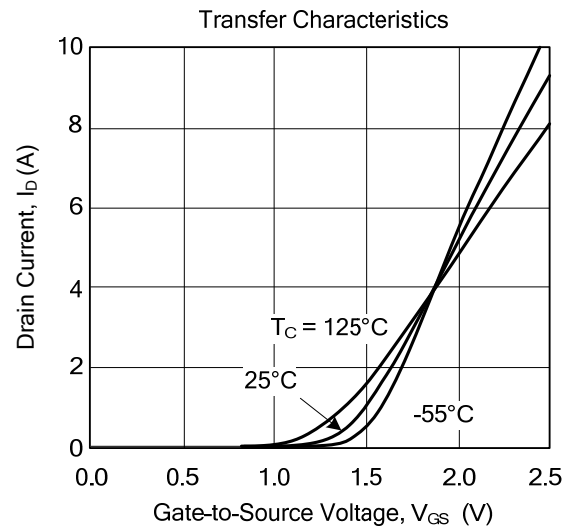
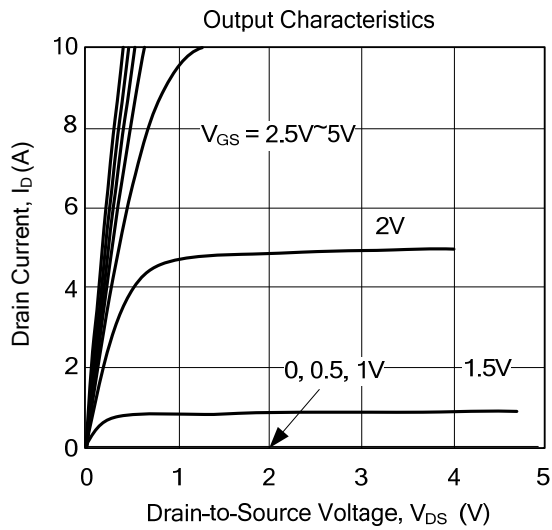
PARAMETER	SYMBOL	RATINGS	UNIT
Junction to Ambient (Note 3)	θ _{JA}	100	°C/W

■ ELECTRICAL CHARACTERISTICS (Ta = 25°C, unless otherwise specified)

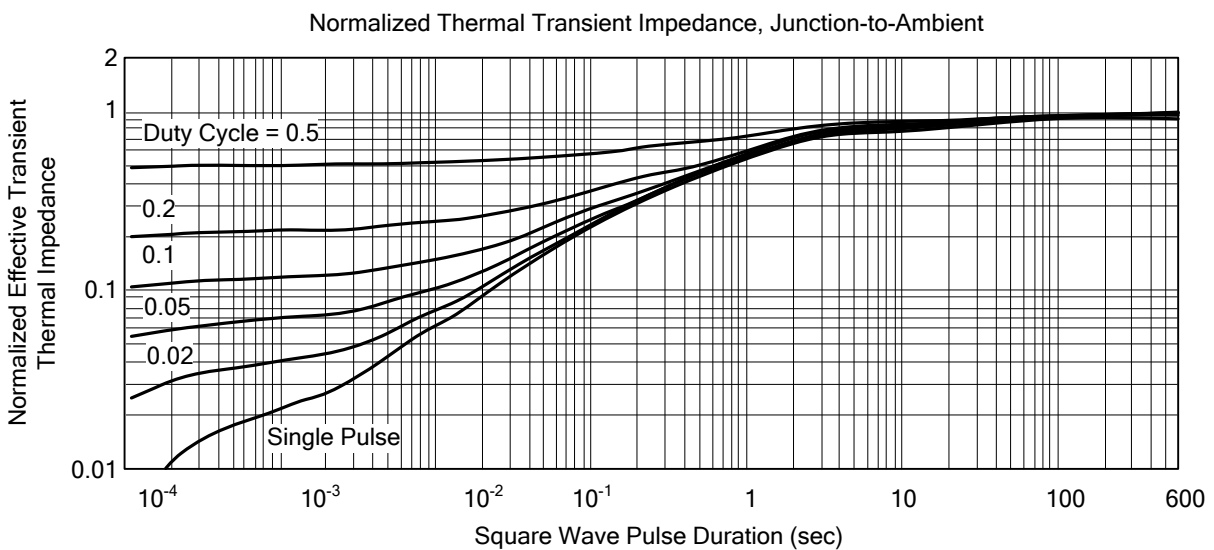
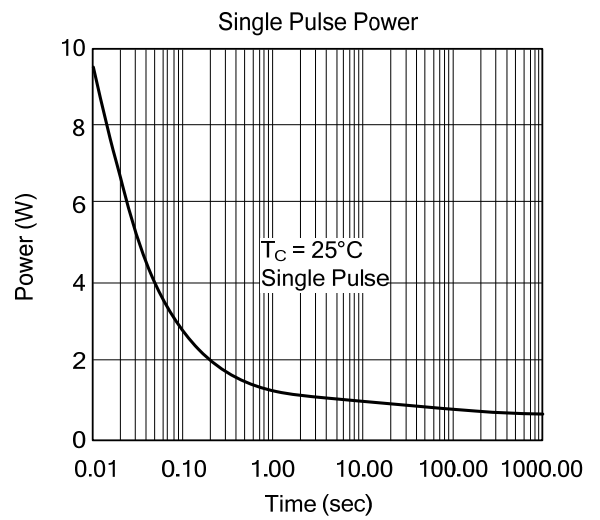
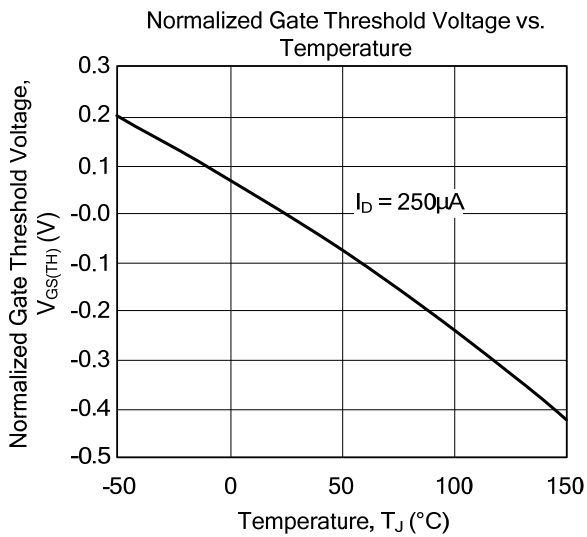
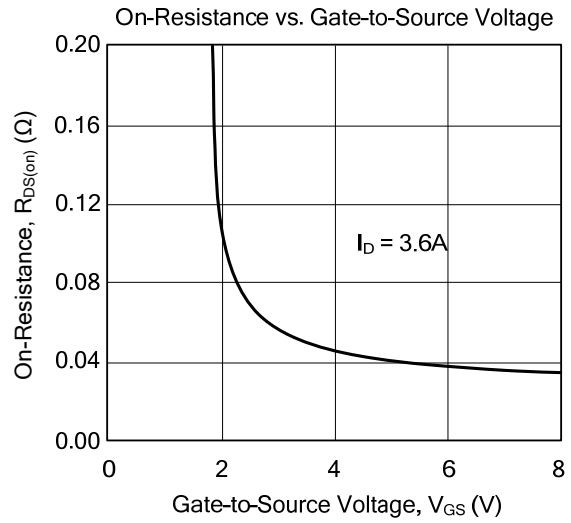
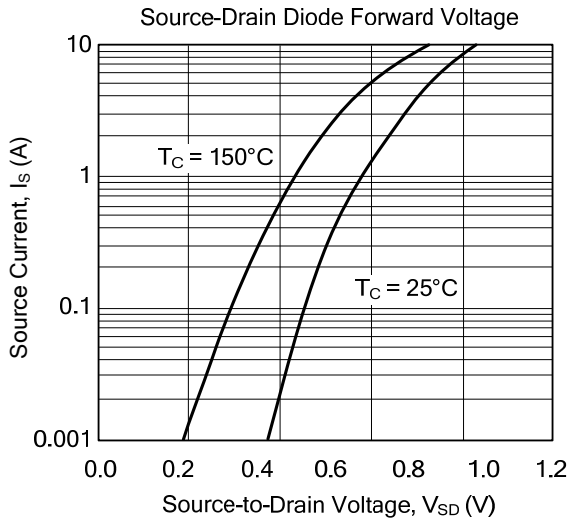
PARAMETER	SYMBOL	TEST CONDITIONS	MIN	TYP	MAX	UNIT
OFF CHARACTERISTICS						
Drain-Source Breakdown Voltage	BV _{DSS}	V _{GS} = 0 V, I _D = 250 μA	20			V
Drain-Source Leakage Current	I _{DSS}	V _{DS} = 20 V, V _{GS} = 0 V			1.0	μA
Gate-Source Leakage Current	I _{GSS}	V _{DS} = 0 V, V _{GS} = ±8V			±100	nA
ON CHARACTERISTICS						
Gate-Threshold Voltage	V _{GS(TH)}	V _{DS} = V _{GS} , I _D = 250 μA	0.45			V
Static Drain-Source On-State Resistance	R _{DS(ON)}	V _{GS} = 4.5 V, I _D = 7.2 A			50	mΩ
		V _{GS} = 2.5 V, I _D = 3.1 A		75	95	mΩ
On State Drain Current (Note2)	I _{D(ON)}	V _{DS} ≥ 5V, V _{GS} = 4.5 V	6			A
DYNAMIC PARAMETERS						
Input Capacitance	C _{ISS}	V _{DS} = 10 V, V _{GS} = 0V, f=1MHz		450		pF
Output Capacitance	C _{OSS}			70		pF
Reverse Transfer Capacitance	C _{RSS}			43		pF
SWITCHING PARAMETERS						
Turn-ON Delay Time	t _{D(ON)}	V _{DD} = 10V, R _L = 10 Ω, I _D = 1A, V _{GEN} = 4.5V, R _G = 6Ω		7	15	ns
Turn-ON Rise Time	t _R			55	80	ns
Turn-OFF Delay Time	t _{D(OFF)}			16	60	ns
Turn-OFF Fall-Time	t _F			10	25	ns
Total Gate Charge	Q _G	V _{DS} = 10V, V _{GS} = 4.5 V, I _D = 3.6 A		5.2	10	nC
Gate-Source Charge	Q _{GS}			0.65		nC
Gate-Drain Charge	Q _{GD}			1.5		nC
DRAIN-SOURCE DIODE CHARACTERISTICS AND MAXIMUM RATINGS						
Drain-Source Diode Forward Voltage	V _{SD}	V _{GS} = 0 V, I _S = 1.0 A		0.76	1.2	V
Maximum Continuous Drain-Source Diode Forward Current	I _S				1.6	A

- Notes: 1. Repetitive Rating: Pulse width limited by T_J
 2. Pulse Test: Pulse width ≤ 300μs, Duty cycle ≤ 2%
 3. Surface mounted on 1 in² copper pad of FR4 board

TYPICAL CHARACTERISTICS



■ TYPICAL CHARACTERISTICS(Cont.)



UTC assumes no responsibility for equipment failures that result from using products at values that exceed, even momentarily, rated values (such as maximum ratings, operating condition ranges, or other parameters) listed in products specifications of any and all UTC products described or contained herein. UTC products are not designed for use in life support appliances, devices or systems where malfunction of these products can be reasonably expected to result in personal injury. Reproduction in whole or in part is prohibited without the prior written consent of the copyright owner. The information presented in this document does not form part of any quotation or contract, is believed to be accurate and reliable and may be changed without notice.