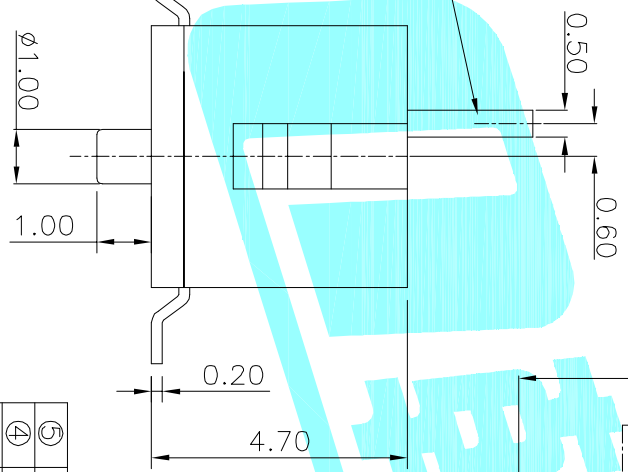
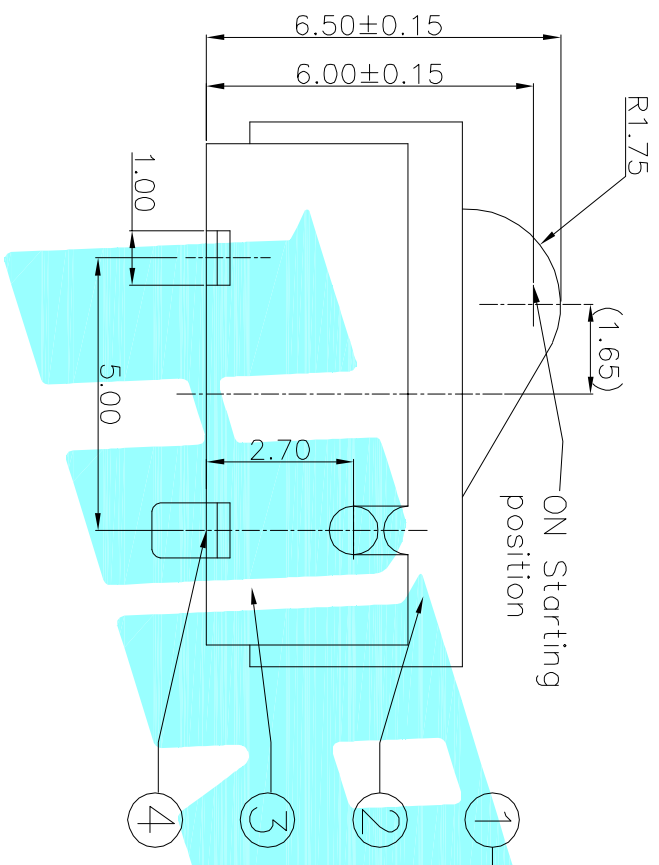
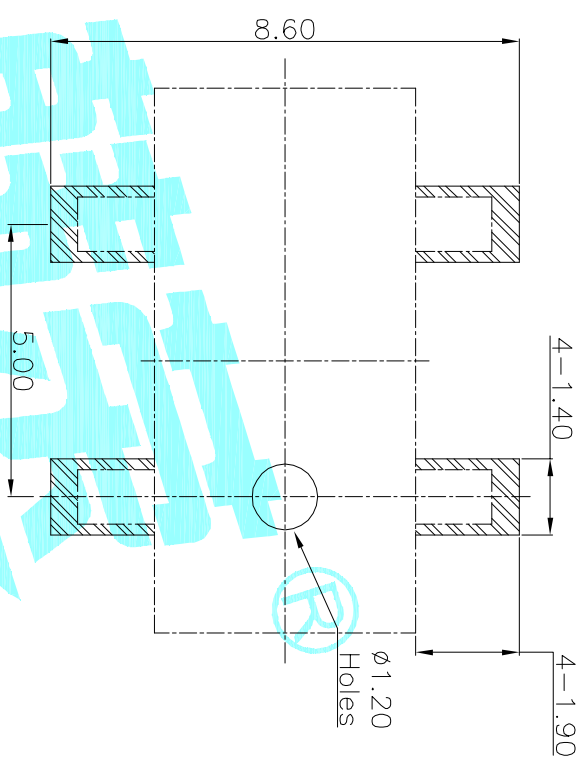


Circuit Diagram



PCB layout (Pattern side)



NOTE:
 Rating: DC 30V 0.1A
 Operating Force: 30±10gf
 Lifetime: 50,000 Cycles

PART NO.	
K5-1631SA-01	K5-1631SN-01

ITEM	PART NAME	TER.NO.	QTY.	MATERIAL	FINISHING	REMARK
⑤	Contact Spring	—	1	Be Alloy	Ag Plated	—
④	Terminal	—	4	Brass	Ag Plated	—
③	Housing	—	1	Nylon	Black	—
②	Cover	—	1	Nylon	Black	—
①	Slider	—	1	Nylon	Black	—

APPROVALS		DATE	
DRAWN	JKUNLU	2015/6/6	
CHECKED		TITLE: DETECTOR SWITCHES	
APPROVALS		PART NO.	

ECN NO.	REV.	DATE.	DESCRIPTION.	CHANGE.	CHECK.	APPRO.	TOLERANCES ARE	ANGLE	UNIT:	SCALE:	PROJ:	SHEET
	A		NEW				30 ^{±0.12} _±	±0.30	mm	1:1	①	1 OF 1
							10 ^{±0.30} _±	±0.20				
							5 ^{±0.10} _±	±0.15				
							~ 5	±0.10				