



湖南艾华集团股份有限公司
HUNAN AIHUA GROUP CO., LTD

Tel: (0737)6184466 Fax : (0737)6180493

[Http://www.aihuaglobal.com](http://www.aihuaglobal.com)

客户Customer: 深圳仁天芯科技有限公司

日期Date: 2017.10.26

承认书 SPECIFICATION

种 类: 叠片式聚合物固体电容器

DESCRIPTION: Multi-layer Polymer Aluminum Solid Capacitors

艾华料号AISHI P/N: SA11AM101A19R15XXX

系列 SERIES : A1

产品尺寸 PRODUCT SIZE: 7.3*4.3*1.9

编 号FILENUMBER: GRS-DC-1710040

批准 APPROVED BY

制作PREPARED BY	审核CHECKED BY	批准APPROVED BY
		

File Description	File number:
Specification-A1	GRS-DC-1710040

制订/修订履历表 **Make/revised curriculum vitae**

编号NO.	版本Version	日期Date	内容Content
GRS-DC-1710040	CRS-2017-A/ 01	2017.10.26	Initial Release

Release date 2017.10.26	Name	Approval Sheet -A1				
	Series	A1	Version	A01	Page	1


File Description

File number

Specification-A1

GRS-DC-1710040

A1 Series



一. 概述 Scope

此承认书使用于含有导电高分子聚合物的叠层固态电解电容 (This acknowledgement is used for a laminated solid electrolytic capacitor containing a conductive polymer .)

二. 产品介绍 Product Introduction

- 耐久性 :2000 hours at 105 °C (endurance: 1000 hours at 105 °C)
- 低等效串联电阻 (Low ESR)
- RoHS无铅 (RoHS Compliant and lead-free)
- 推荐应用: 系统主板, 显示卡, 小型充电器, 智能电视等等

Recommended application: system motherboard, video card, small charger, smart TV etc.

三. 规格特性表 Specification

序号 (N O.)	艾华料号 AISHI P/N	额定工作电压 Voltage (V.DC)	电容量 Capacitance (120Hz,20°C) (μF)	尺寸 Size (L×W×Hmm)	运行温度范围 Oper Temp range (°C)	浪涌电压 Surge voltage(V.DC)
1	SA11AM101A19R1 5XXX	10	100	7.3*4.3*1.9	-55~105	11.5
	电容量公差 Capacitance Tolerance	阻抗 E.S.R (100KHz) (20° C)(mΩ) (max)	最大漏电流 Leakage current (25°C)(μA max)	损耗因数 D.F(% (120Hz,20°C) (max)	纹波电流Ripple Current (100KHz,20~105°C) (mA.rms)	寿命life(Hours)
	-20%~20%	15	200	6	2500	2000

※以上特性表根据不同规格而变化; The above characteristics changes according to different specifications.

Release date

Name

Approval Sheet -A1

2017.10.26

Series

A1

Version

A01

Page

2

STANDARD MANUAL

File Description	File number
Specification-A1	GRS-DC-1710040

四. 电性能测试项目 **Electrical performance test project**

NO.	项目 Item	测试方法 Test method	判定标准 Judging standard
1	标称电容量范围 Capacitance Range	测试频率 Test frequency: (120Hz) 测试温度 Test temperature: 20℃, 测试电压 Test voltage: +1Vr.m.s 测试电路: 等效串联电阻 Test circuit: equivalent series resistance	用LCR仪测量并参照规格特性表 [Measure by LCR meter and comply with specification]
2	损耗因数 Dissipation Factor (tan δ)		用LCR仪测量并参照规格特性表 [Measure by LCR meter and comply with specification]
3	直流漏电流 DC Leakage Current	串联电阻 Series resistor:1000 ohm 电压: 额定电压 ;Voltage: Rated Voltage 充电后2分钟进行测量; Measuring after 2 minutes of application 如有疑问先按以下内容进行预测试; If there are any questions, the following contents are pretested. ▪ 温度:室温; ▪ Temperature: room temp. ▪ 电压:额定电压 voltage :Rated Voltage ▪ 串联电阻:1000 ohm; Series resistor:1000 ohm ▪ 充电时间:30 min. Charging time:30 min.	用LC仪测量并参照规格特性表 [Measure by LCR meter and comply with specification]
4	等效串联电阻 ESR	▪ 测试频率 Test frequency: (100KHz±10%) ▪ 测试温度 Test temperature: 20℃, ▪ 测试电压 Test voltage: +1Vr.m.s	用LCR仪测量并参照规格特性表 [Measure by LCR meter and comply with specification]
5	纹波电流 Ripple Current	▪ 测试频率 Test frequency:100 KHz±10%; ▪ 测试温度 Test temperature:20 to 105℃	用纹波仪测量并参照规格特性表 [Measure by R.C. meter and comply with specification]
6	耐浪涌电压 Surge voltage	额定浪涌电压充电 30 ± 5 秒后, 在室温下放电 5 ± 0.5分钟重复 1000 次; 每次循环的时间为 6 ± 0.5 分钟];测试温度为 15℃-35℃。 After charging 30 + 5 seconds at the rated surge voltage, 5 + 0.5 minutes at room temperature is repeated 1000 times; The time of each cycle was 6 + 0.5 min, and the test temperature was 15 -35℃.	漏电流 ≤ 规格值 Leakage current ≤ specified value; 容量变化率在 ±10% 内; Capacity change rate was ± 10% 损失角 ≤ 规格值 tanδ ≤ specified value.

Release date	Name	Approval Sheet -A1				
2017.10.26	Series	A1	Version	A01	Page	3
STANDARD MANUAL						

File Description	File number
Specification-A1	GRS-DC-1710040

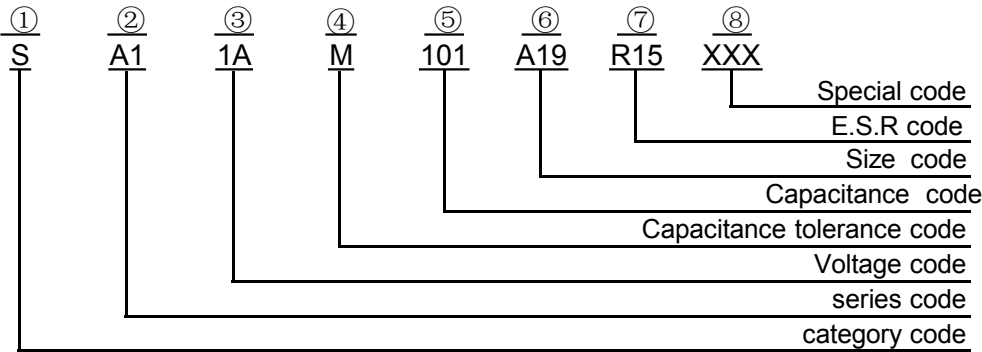
连接上页 Connection page

No.	项目 Item	测试方法 Test method	判定标准 Judging standard
7	振动试验 Vibration Test	频率 Frequency: 10 to 55Hz (1 minute interval/10→55→10Hz); 整体偏移 Specified amplitude 0.75mm 2小时/轴 (共6小时) Duration : 2 hours / axial (Total 6 hours)	容量在30分钟内测量, 与初始值相比不应有较大的差异, 其改变在±5%以内; Compared with the initial value, capacity tested within 30 minutes should not have greater differences, range is within ±5%.
8	可焊性 Solderability	<ul style="list-style-type: none"> 温度 Temperature : 235 ± 5 °C 持续时间 Duration: 2 ± 0.5秒; 	3D显微镜: 至少95%的浸渍表面覆盖有新的焊料 3D microscope: at least 95% of surface area covered with new solder.
9	稳态湿热(恒稳态) Resistance to damp heat (steady state)	<ul style="list-style-type: none"> 温度 Temperature : 60±2°C 相对湿度 Relative humidity : 90% ~ 95%; 持续时间 Duration : 500 (-0/+24) hrs; 使用电压: 无负荷 Applied voltage : without load 	容量变化分电压别如下 Capacity variation of the voltage is not as follows; <ul style="list-style-type: none"> <.2~2.5V DC Change rate: +70, -20%; <.4.0V DC Change rate: +60, -20%; <.6.3V~7V DC Change rate: +50, -20%; <.8.0~25V DC Change rate: +40, -20% 损失角 < 200 % 初始值 Initial specified value; 漏电流 ≤ 0.3CV
10	贮存寿命测试 Storage life test	电容在105±2°C, 500小时后, 需在室温下放置2小时才可进行测试 When capacitance is at 105±2°C, 500 hours later, you need to put it in the room temperature for 2 hours before testing.	<ul style="list-style-type: none"> 容量变化率在±20%内; Capacity change rate was ±20% 损失角 ≤ 规格值的150% tanδ ≤ 150% of the initial specified value; 漏电流 ≤ 规格值; Leakage current ≤ initial specified value.
11	负荷寿命试验 Load Life Test	电容在105±2°C, 加载直流电1000小时后, 需在室温下放置2小时才可进行测试 After 1000 hours continuous application of DC rated working voltage at 105 ± 2°C, the measurements shall be measured after 2 hours exposed at room temperature	<ul style="list-style-type: none"> 容量变化率在±20%内; Capacity change rate was ±20% 损失角 ≤ 规格值的150% tanδ ≤ 150% of the initial specified value; 漏电流 ≤ 规格值; Leakage current ≤ initial specified value.

Release date 2017.10.26	Name	Approval Sheet -A1				
	Series	A1	Version	A01	Page	4

File Description	File number
Specification-A1	GRS-DC-1710040

五、物料编码Material code



1. 类别编码Category Code

编码Code	S
类别编码Category Code	固态电容Solid Capacitor

2. 系列编码Series Code

编码Code	AO	A1	A2
系列编码Series Code	A09	A19	A28

3. 电压编码Voltage Code

编码Code	0B	0E	0G	0J	0Q	0A	1C	1E	1V	1H
电压编码Voltage Code(W.V)	2	2.5	4	6.3	7	7.5	16	25	35	50

4. 电容公差Capacitance tolerance

编码Code	K	M	Q	V	A	C	J	B	W	G	L
电容公差Capacitance tolerance	-10~+10	-20~+20	-10~+30	-10~+20	-0~+20	-5~+20	+6~+20	-10~-20	-15~+15	-15~+20	-35~+10

5. 电容量编码Capacitance Code

编码Code	4R7	100	150	220	330	470	680	820	101	151	181
电容量Capacitance (uF)	4.7	10	15	22	33	47	68	82	100	150	180
编码Code	201	221	331	471	561						
电容量Capacitance (uF)	200	220	330	470	560						

6. 尺寸编码Size Code

编码Code	A09	A19	A28
(L×Wmm)	7.3×4.3	7.3×4.3	7.3×4.3
高度T(mm)	0.9	1.9	2.8

7. ESR编码E.S.R Code

编码Code	E.S.R(mΩ)	编码Code	E.S.R(mΩ)
R04	4.0	R10	10
R06	6.0	R12	12
R07	7.0	R15	15
R08	8.0	R20	20
RA0	100	RB0	200
RA2	120	RB2	220

8. 特殊编码Special Code

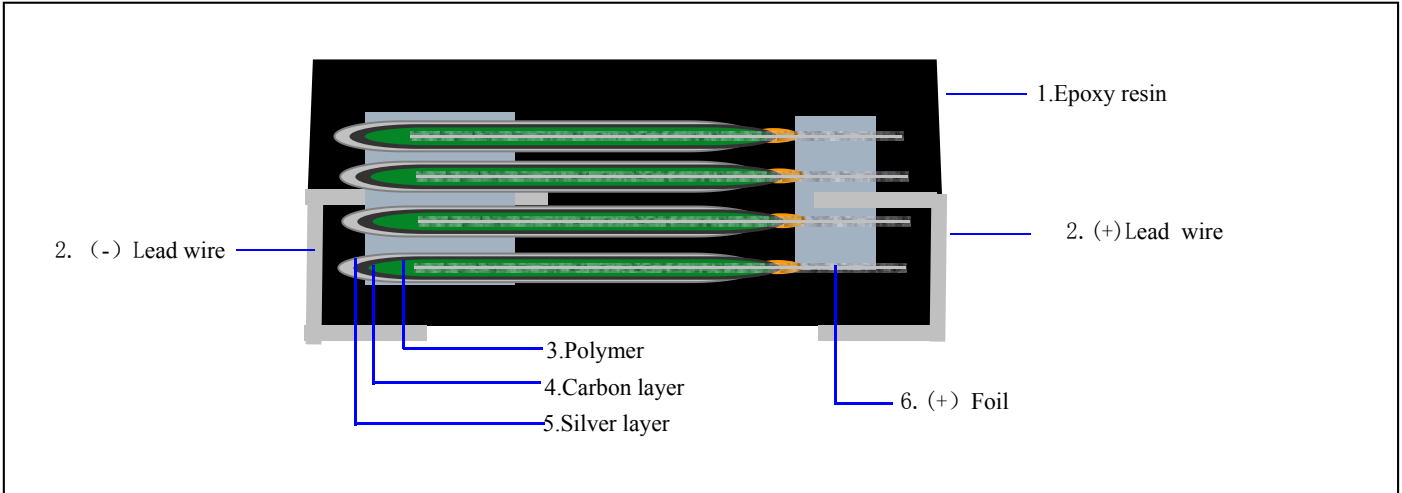
编码Code	XXX
特殊编码Special Code	Special Code

备注：例如编码“RA0”中“A”表示百位数“1”，“0”代表十位数为0，“B”表示百位数“2”，表中未体现的ESR值以此类推。

Release date	Name	Approval Sheet -A1				
	Series	A1	Version	A01	Page	5

File Description	File number
Specification-A1	GRS-DC-1710040

六. 内部结构图 Internal structure diagram



内部结构说明 The internal structure description:

树脂 Epoxy Resin: 环氧树脂, 用作密封; Epoxy resin is used for sealing;

引线 solid copper leads: 固体镀锡铜, 用作引出; Solid copper leads plate with tin;

导电高分子聚合膜: Conductive polymer film:

碳浆层: 降低阻抗, 填充聚合物的空缺; Carbon pulp layer: fill in the interspace on polymer surface and reducing ESR.

银浆层: 降低阻抗, 起连接导电作用; Silver pulp layer: connection and conduction, reducing ESR.

铝箔: (正极) 高纯铝; Aluminum foil (Anode): High pure aluminum.

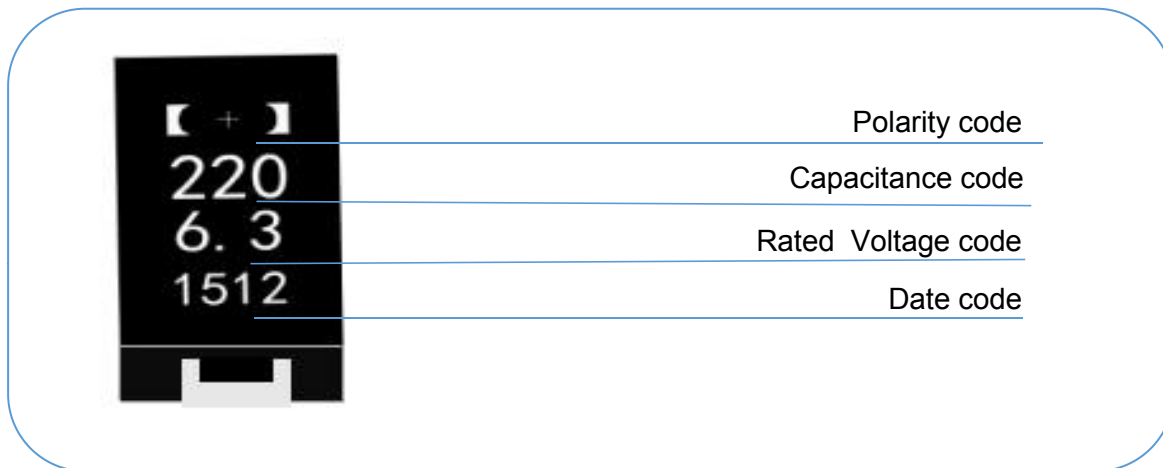
七. 外部结构图及尺寸; External structure and size;

Series Code	L(±0.3)	W(±0.2)	T(±0.2)	P(±0.2)	W1(±0.2)
A1	7.3	4.3	1.9	1.3	2.4

Release date 2017.10.26	Name	Approval Sheet -A1				
	Series	A1	Version	A01	Page	6
STANDARD MANUAL						

File Description	File number
Specification-A1	GRS-DC-1710040

八. 标识Marking



1、年份代码Year code

代码Code	15	16	17	18	19	20	21	22
年份year	2015	2016	2017	2018	2019	2020	2021	2022

2、月份代码Month Code

代码Code	01	02	03	04	05	06	07	08	09	10	11	12
月份Month	Jan.	Feb.	Mar.	Apr.	May	Jun.	Jul.	Aug.	Sept.	Oct.	Nov.	Dec.

3. 电压代码Voltage Code

代码Code	2	2.5	4	6.3	7	7.5	16	25	35	50
电压Voltage Code(W.V)	2	A1	4	6.3	7	7.5	16	25	35	50

Release date 2017.10.26	Name	Approval Sheet -A1				
	Series	A1	Version	A01	Page	7

File Description	File number
Specification-A1	GRS-DC-1710040

九. 包装Packing

1. 包装标签标示Packing Label Mark

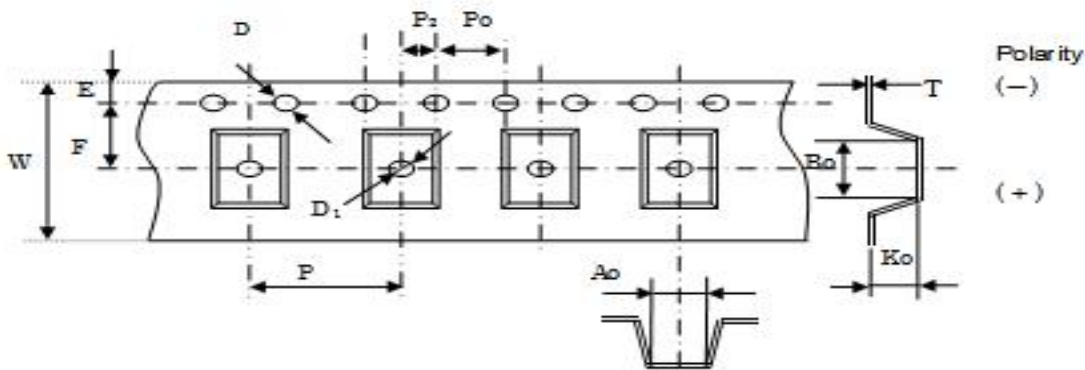
>下面的项目应该标志在标签上the following items should be marked on the label)

(盒内或包内Inside box or bag)

1)系列series 2)料号P/N 3)额定电容Rated capacitance 4)额定电压Rated Voltage

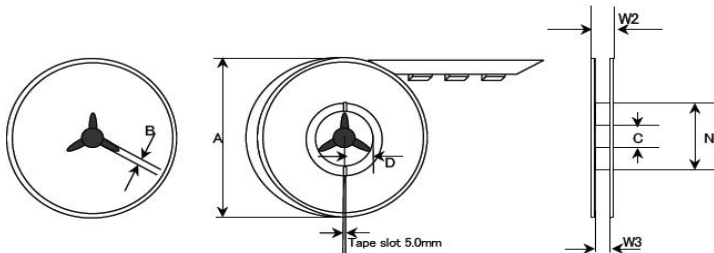
5)数量quantity 6)尺寸size; 7)批号LOT Number :

2. 盒带尺寸图 Outer dimensions (单位Unit:mm)



Series Code	W±0.2	P±0.2	A0±0.1	B0±0.1	K0±0.1	D±0.1	E±0.05	P0±0.1	T±0.005	P2±0.1
A1	12	8.0	4.6	7.6	2.16	1.5	1.75	4.0	0.229	2.0

3. 盘装结构与尺寸Disc structure and dimensions



Series Code	A±MA X	B±0.18	C±0.2	D±0.1	N±1.0	W2±1.0	W3±1.5
A1	330	2.0	13.0	11.9	100	17.5	13.5

4. 包装数量Number of packages

Size	pcs
7.3*4.3*1.9	3500

Release date 2017.10.26	Name	Approval Sheet -A1			
	Series	A1	Version	A01	Page 8

File Description

File number

Specification-A1

GRS-DC-1710040

十. 使用注意事项Cautions for use**1. 使用注意事项Cautions for use**

极性: 聚合铝电解电容器是有极性的.使用时不可反向充电. 如果反向充电,其会损坏电容氧化膜和电容器.

- 1]. Polarity: Polymer Aluminum Electrolytic Capacitors have polarity. When used, it can not be reverse charged, because it will damage the capacitor oxide film and capacitors.

允许纹波电流:纹波电流的使用不可超出"特性表"中所示的允许数值.如果超出,其会导致电容器发热并损坏电容器.电压使用总量及AC电压峰值不可超过额定电压. 电压使用总量及AC电压峰值也不允许有反向电压.

- 2]. The use of the ripple current is not beyond the allowable values shown in the "characteristic table", which can cause the capacitor to heat and damage the capacitor. The total voltage and AC voltage peak value can not exceed the rated voltage.

2.保管条件Storage condition

此产品在使用防潮袋于以下条件下密封包装后的保证期为2年.;

- 1]. After packaging in a moisture-proof bag and under the conditions below with sealed packaging,the quality guarantee period of this product is 2 years.

建议贮存环境:室温: 5-30℃ Recommended storage environment: Room temperature: 5-30 degree

湿度不大于60%RH, Humidity: no more than 60%RH

聚合铝电解电容器需贮存在干燥环境中,避免阳光照射和水珠凝结,以下问题可能会出现:

- 2]. There is the polymerization of aluminum electrolytic capacitor storage in dry environment, avoid sunlight and dew condensation, the following problems may occur:

①在开始使用时漏电流会升高并损坏电路

At the beginning of the leakage current will increase and damage the circuit.

②树脂吸收的水汽会蒸发并于表面散热,损坏树脂;

The water vapor that is absorbed by the resin will evaporate and heat the surface of the resin..

- 3]. 开启防潮包装袋后应保持电容器的干燥度. 如果打开包装袋后在建议的贮存环境下超过1周时, 建议按以下条件进行电压充电和烘烤以分别应对以上第2]. -①-② 点所出现的问题;

The dry degree of the capacitor should be maintained after the packaging is opened. If it is opened for 1 week after opening the package, it is suggested that the voltage charge and the baking should be performed according to the following conditions; as countermeasures against the problems ① and ② in <2> above respectively.

①建议电压条件: 电压 额定电压, 充电时间: 30分钟, 温度: 25℃; 电流限制电阻: 1000Ω(串联)

Recommended voltage conditions: Applied voltage: rated voltage

Charging time: 30 minutes, temperature: 25, current limiting resistor: 1000 (Series)

②建议烘烤条件: 温度 60(+0, -5)℃; 烘烤时间: 168小时;

Recommended baking conditions: Temperature: 60(+0, -5) degree C Time: 168 hours

Release date

Name

Approval Sheet -A1

2017.10.26

Series

A1

Version

A01

Page

9

STANDARD MANUAL

File Description	File number
Specification-A1	GRS-DC-1710040

4.回流焊接Reflow

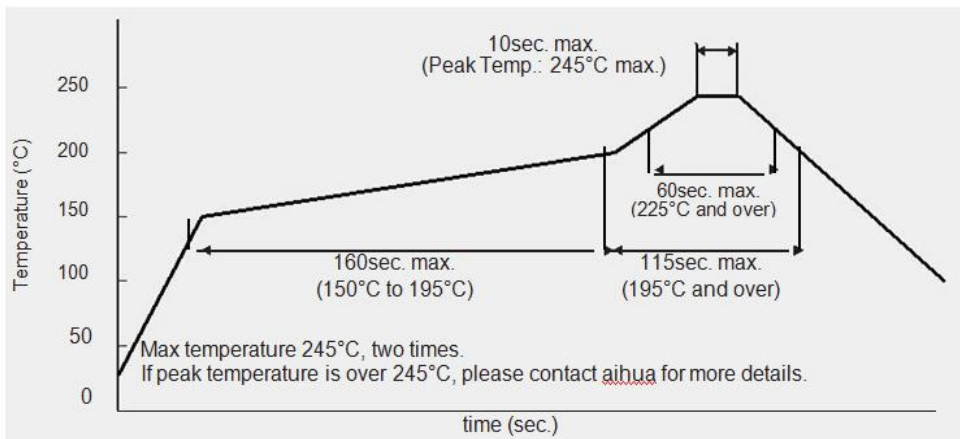
① 10.4.1回流焊的测试方法见下图，循环不超过两次

Reflow soldering is carried out according to the following conditions, The cycles of reflow soldering: Twice (max)

② 10.4.2当在插板或焊接过程中，电容器不能受到过大的挤压，这可能会损坏电极端，或导致电性能发生变化。

Please not to apply excessive force to zhe capacitor during insertion as well as after soldering , which will damage the electrode end, or/and causing changes of electrical performance.

Recommended Reflow Profile



5.处置Disposal Method

聚合铝电解电容器需按法律以工业废物进行合理处置.

Polymer aluminum electrolytic capacitors need to be in accordance with the law to the rational disposal of industrial waste.

6.建议Suggestion

① 在使用时请评估贵司产品贴装状态.Please evaluate your product placement status in use.

② 不在此规格书所提及用途之外使用此产品.This specification mentioned for purposes other than the use of this product.

③ 我们不变在规格书中提及生意的合同事宜,图纸及其它技术性文件. 故此,如贵司有提及我们责任范围,如品质保证期,PL,工业财产,技术文件的出口管制等,我们将视其为无效.请在基本的合同文件中单独叙述这类事宜.

We mentioned in the specification of the same business contract, drawings and other technical documents. Therefore, if you have mentioned the scope of our responsibilities, such as quality assurance, PL, industrial property, technical documents of export control, we will be considered invalid.Please describe the matters in the basic contract file alone.

Release date 2017.10.26	Name	Approval Sheet -A1				
	Series	A1	Version	A01	Page	10
STANDARD MANUAL						