



UF300 ~ UF3010

ULTRAFAST RECOVERY RECTIFIERS

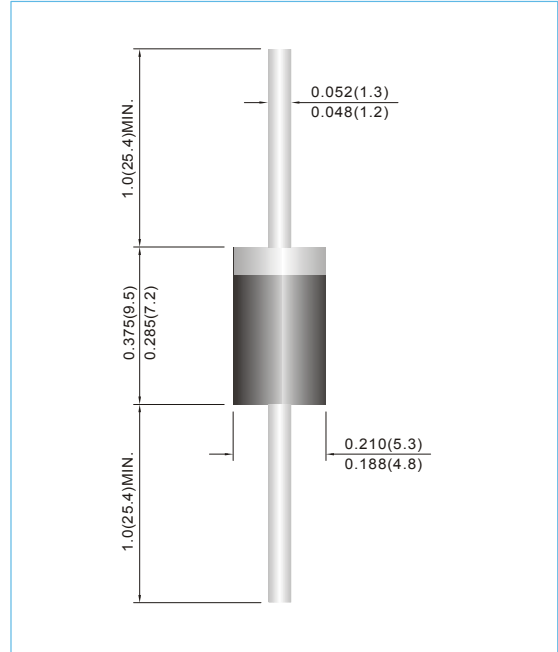
VOLTAGE 50 to 1000 Volts **CURRENT** 3.0 Amperes **DO-201AD** Unit : inch(mm)

FEATURES

- Plastic package has Underwriters Laboratory Flammability Classification 94V-O utilizing Flame Retardant Epoxy Molding Compound
- Exceeds environmental standards of MIL-S-19500/228.
- Ultra Fast switching for high efficiency.
- Lead free in compliance with EU RoHS 2011/65/EU directive

MECHANICAL DATA

- Case: Molded plastic, DO-201AD
- Terminals: Axial leads, solderable per MIL-STD-750, Method 2026
- Polarity: Band denotes cathode
- Mounting Position: Any
- Weight: 0.0395 ounce, 1.122 gram



MAXIMUM RATINGS AND ELECTRICAL CHARACTERISTICS

Ratings at 25°C ambient temperature unless otherwise specified. Resistive or inductive load, 60Hz.

PARAMETER	SYMBOL	UF300	UF301	UF302	UF304	UF306	UF308	UF3010	UNITS	
Maximum Recurrent Peak Reverse Voltage	V_{RRM}	50	100	200	400	600	800	1000	V	
Maximum RMS Voltage	V_{RMS}	35	70	140	280	420	560	700	V	
Maximum DC Blocking Voltage	V_{DC}	50	100	200	400	600	800	1000	V	
Maximum Average Forward Current .375"(9.5mm) lead length at $T_A=55^\circ\text{C}$	$I_{F(AV)}$	3.0							A	
Peak Forward Surge Current : 8.3ms single half sine-wave superimposed on rated load(JEDEC method)	I_{FSM}	150							A	
Maximum Forward Voltage at 3.0A	V_F	1.0		1.3		1.7			V	
Maximum DC Reverse Current at Rated DC Blocking Voltage $T_J=25^\circ\text{C}$ $T_J=100^\circ\text{C}$	I_R	10.0				750				μA
Typical Junction Capacitance (Note 1)	C_J	75				50				pF
Typical Thermal Resistance (Note 2)	$R_{\theta JA}$ $R_{\theta JC}$	20				12				$^\circ\text{C} / \text{W}$
Maximum Reverse Recovery Time (Note 3)	t_{rr}	50				75				ns
Operating Junction and Storage Temperature Range	T_J, T_{STG}	-55 to + 150							$^\circ\text{C}$	

NOTES:

1. Measured at 1 MHz and applied reverse voltage of 4.0 VDC.
2. Thermal Resistance from Junction to Ambient and from Junction to lead length 0.375"(9.5mm) P.C.B. mounted.
3. Reverse Recovery Time $I_F=.5A$, $I_R=1A$, $I_{rr}=.25A$



UF300 ~ UF3010

RATING AND CHARACTERISTIC CURVES

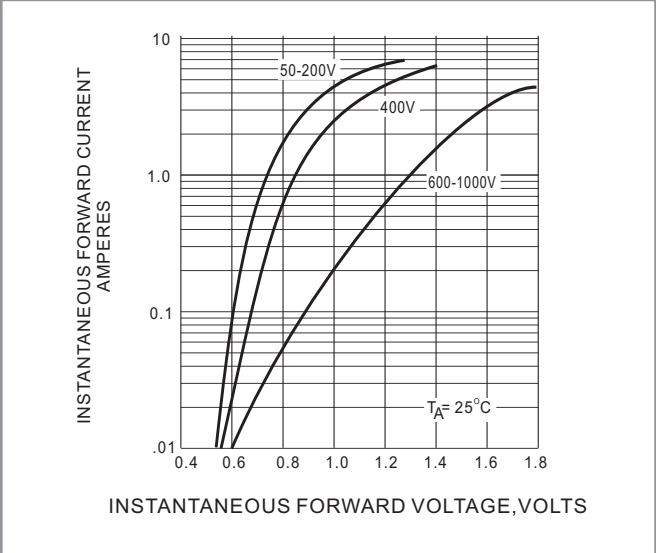


Fig. 1 FORWARD CHARACTERISTICS

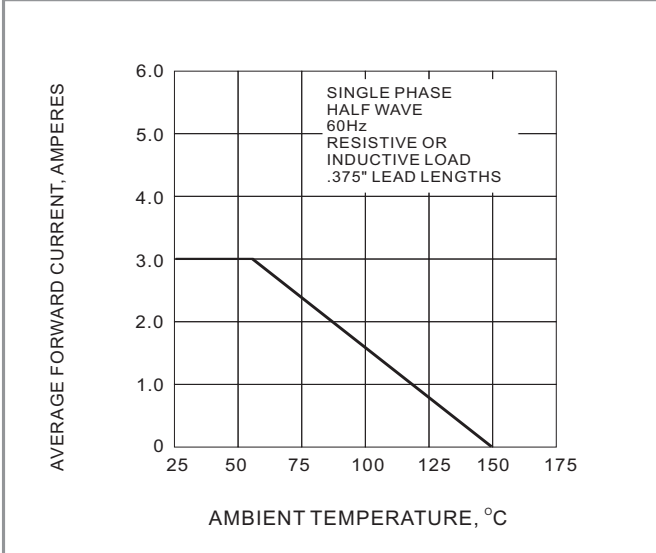


Fig. 2 FORWARD CURRENT DERATING CURVE

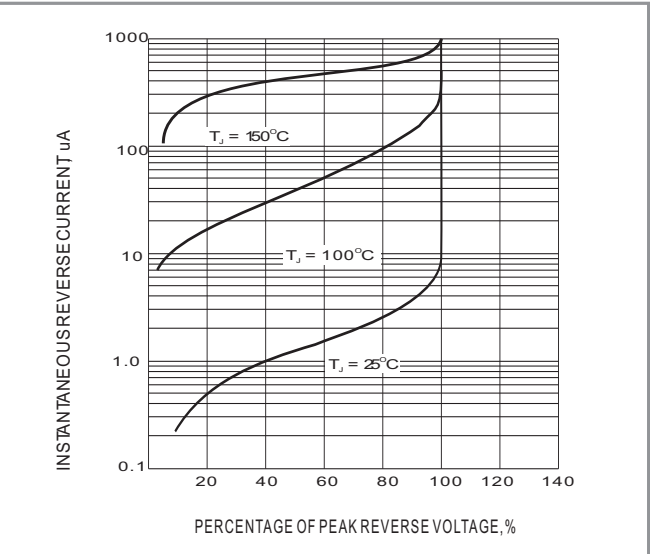


Fig. 3 TYPICAL REVERSE CHARACTERISTIC

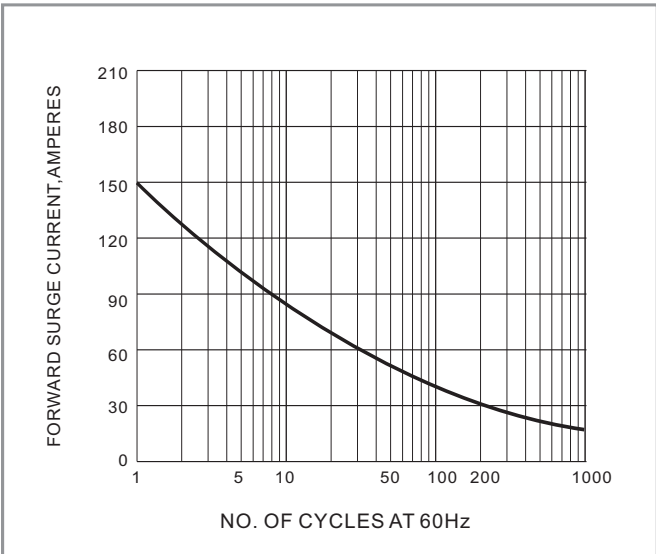


Fig. 4 PEAK FORWARD SURGE CURRENT



UF300 ~ UF3010

Part No_packing code_Version

UF300_AY_00001
 UF300_AY_10001
 UF300_BO_00001
 UF300_BO_10001
 UF300_R2_00001
 UF300_R2_10001

For example :

RB500V-40 **R2** **00001**



Packing Code XX				Version Code XXXXX		
Packing type	1 st Code	Packing size code	2 nd Code	HF or RoHS	1 st Code	2 nd ~5 th Code
Tape and Ammunition Box (T/B)	A	N/A	0	HF	0	serial number
Tape and Reel (T/R)	R	7"	1	RoHS	1	serial number
Bulk Packing (B/P)	B	13"	2			
Tube Packing (T/P)	T	26mm	X			
Tape and Reel (Right Oriented) (TRR)	S	52mm	Y			
Tape and Reel (Left Oriented) (TRL)	L	PANASERT T/B CATHODE UP (PBCU)	U			
FORMING	F	PANASERT T/B CATHODE DOWN (PBCD)	D			



UF300 ~ UF3010

Disclaimer

- Reproducing and modifying information of the document is prohibited without permission from Panjit International Inc..
- Panjit International Inc. reserves the rights to make changes of the content herein the document anytime without notification. Please refer to our website for the latest document.
- Panjit International Inc. disclaims any and all liability arising out of the application or use of any product including damages incidentally and consequentially occurred.
- Panjit International Inc. does not assume any and all implied warranties, including warranties of fitness for particular purpose, non-infringement and merchantability.
- Applications shown on the herein document are examples of standard use and operation. Customers are responsible in comprehending the suitable use in particular applications. Panjit International Inc. makes no representation or warranty that such applications will be suitable for the specified use without further testing or modification.
- The products shown herein are not designed and authorized for equipments requiring high level of reliability or relating to human life and for any applications concerning life-saving or life-sustaining, such as medical instruments, transportation equipment, aerospace machinery et cetera. Customers using or selling these products for use in such applications do so at their own risk and agree to fully indemnify Panjit International Inc. for any damages resulting from such improper use or sale.
- Since Panjit uses lot number as the tracking base, please provide the lot number for tracking when complaining.