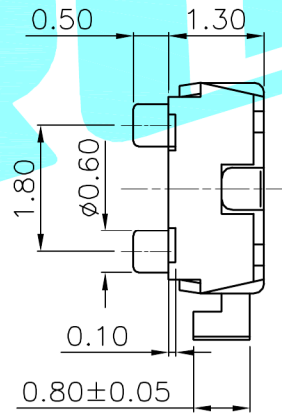
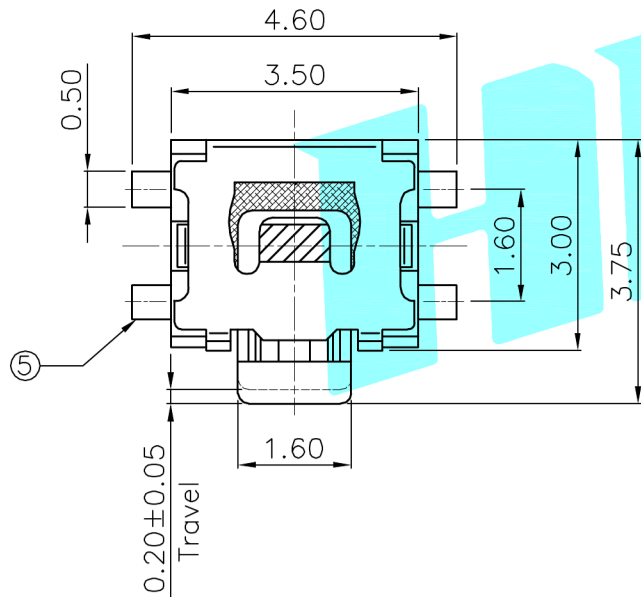


Circuit Diagram

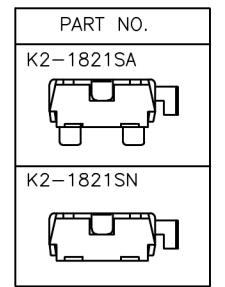
PCB Layout(Pattern side)



NO.1	
PART NO	vigor
1	90±30
2	130±30
3	180±30
4	250±30
5	350±50

NO.2	
PART NO	MATERIAL/QTY
S	SUS/1PC
D	SUS/2PCS

NO.3-NO.4	
PART NO	NOTE
01~99	SERIAL NUMBER



⑥	Dust cover	—	2	Kapton film	Yellow	—
⑤	Terminal	—	4	Phosphor Bronze	Plating silver	—
④	Contact	—	1	SUS	Plating silver	—
③	Base	—	1	LCP	White	—
②	Cover	—	1	Brass	Plating silver	—
①	Knob	—	1	PA46	Black	—
ITEM	PART NAME	TER'NO.	QTY.	MATERIAL	FINISHING	REMARK

APPROVALS		DATE	HRO 韓榮 ELECTRONICS CO.,LTD			
DRAWN	J.X.Zhang	2014/3/17	TITLE:	TACT SWITCHS		
CHECKED			PART NO.	K2-1821S□-A□□W-□□		
APPROVALS			TOLERANCES ARE	30~以下: ±0.30 10~30: ±0.20 5~10: ±0.15 ~ 5: ±0.10	ANGLE	UNIT: mm SCALE: 1:1 PROJ:
				±2'	DRAWING NO.	SHEET 1 OF 1

ECN NO.	REV.	DATE.	DESCRIPTION.	CHANGE.	CHECK.	APPRO.
	A		NEW			