

LOW VOLTAGE HIGH SPEED SWITCHING.

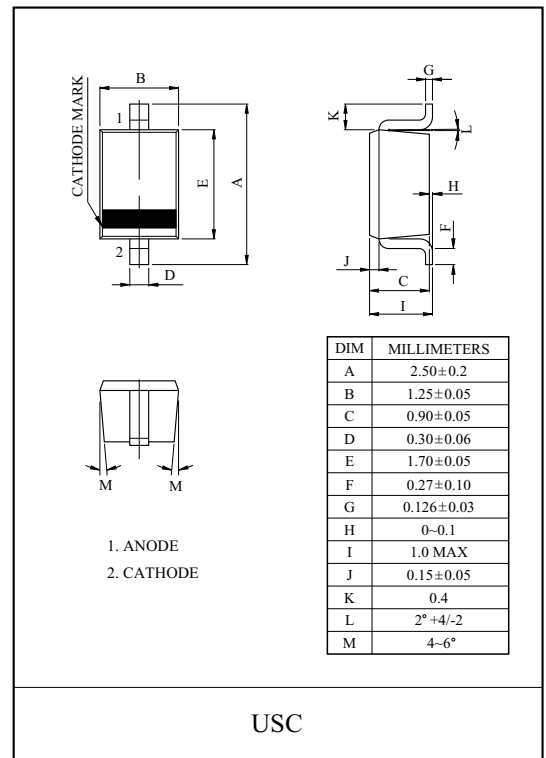
FEATURES

- Low Forward Voltage : $V_{F(3)}=0.43V(\text{Typ.})$
- Low Reverse Current : $I_R=5\mu A(\text{Max.})$
- Small Package : USC.

MAXIMUM RATING (Ta=25)

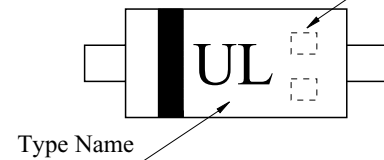
CHARACTERISTIC	SYMBOL	RATING	UNIT
Maximum (Peak) Reverse Voltage	V_{RM}	45	V
Reverse Voltage	V_R	40	V
Maximum (Peak) Forward Current	I_{FM}	200	mA
Average Forward Current	I_O	100	mA
Surge Current (10ms)	I_{FSM}	1	A
Power Dissipation	P_D	200*	mW
Junction Temperature	T_j	125	
Storage Temperature Range	T_{stg}	-55 125	

* : Mounted on a glass epoxy circuit board of $20 \times 20\text{mm}$,
pad dimension of $4 \times 4\text{mm}$.



Marking

Lot No.

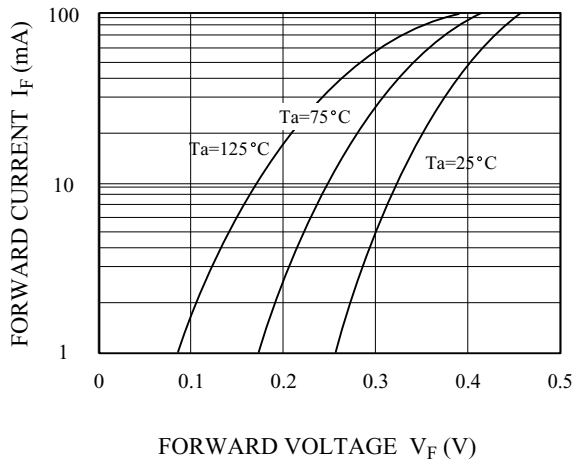


ELECTRICAL CHARACTERISTICS (Ta=25)

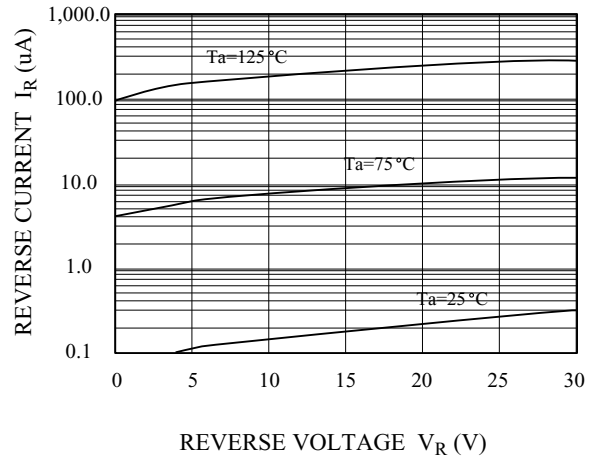
CHARACTERISTIC	SYMBOL	TEST CONDITION	MIN.	TYP.	MAX.	UNIT
Forward Voltage	$V_{F(1)}$	$I_F=1\text{mA}$	-	0.24	-	V
	$V_{F(2)}$	$I_F=10\text{mA}$	-	0.31	-	
	$V_{F(3)}$	$I_F=100\text{mA}$	-	0.43	0.55	
Reverse Current	I_R	$V_R=40\text{V}$	-	-	5	μA
Total Capacitance	C_T	$V_R=0\text{V}, f=1\text{MHz}$	-	30	-	pF

KDR357

$I_F - V_F$



$I_R - V_R$



$C_T - V_R$

