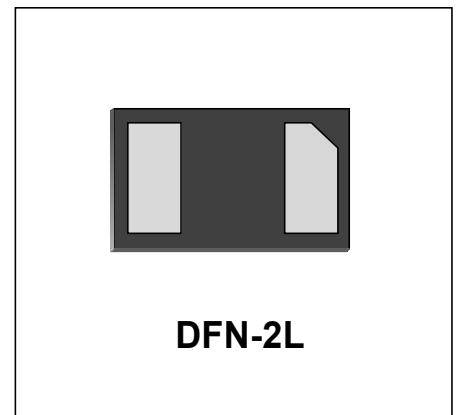


Features

- Protects one I/O or Power Line
- Completely Compatible with SOD923
- Low Clamping Voltage
- Working Voltage: 8V
- Low Leakage Current
- Response Time is Typically < 1 ns



IEC COMPATIBILITY (EN61000-4)

- IEC 61000-4-2 (ESD) $\pm 30\text{kV}$ (air), $\pm 30\text{kV}$ (contact)
- IEC 61000-4-4 (EFT) 40A (5/50ns)

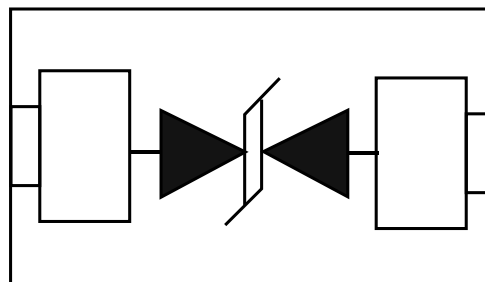
Mechanical Characteristics

- JEDEC DFN-2L package (0402 size)
- Molding compound flammability rating:
 - UL 94V-0
- Marking : Marking Code
RoHS Compliant

Applications

- Cellular Handsets & Accessories
- Personal Digital Assistants (PDAs)
- Notebooks & Handhelds
- Portable Instrumentation
- Digital Cameras
- MP3 Players

Schematic & PIN Configuration

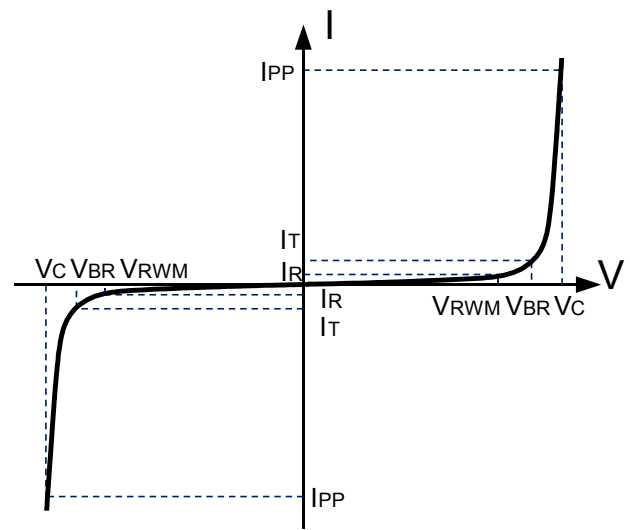


Bi irectional

Absolute Maximum Rating			
Rating	Symbol	Value	Units
Peak Pulse Power ($t_p = 8/20\mu s$)	P_{PP}	400	Watts
Peak Forward Voltage ($I_F = 1A, t_p = 8/20\mu s$)	V_{FP}	1.5	V
Operating Temperature	T_J	-55 to + 125	°C
Storage Temperature	T_{STG}	-55 to +150	°C

Electrical Parameters (T=25°C)

Symbol	Parameter
I_{PP}	Maximum Reverse Peak Pulse Current
V_C	Clamping Voltage @ I_{PP}
V_{RWM}	Working Peak Reverse Voltage
I_R	Maximum Reverse Leakage Current @ V_{RWM}
V_{BR}	Breakdown Voltage @ I_T
I_T	Test Current
I_F	Forward Current
V_F	Forward Voltage @ I_F



Electrical Characteristics

BDFN2C081V35						
Parameter	Symbol	Conditions	Minimum	Typical	Maximum	Units
Reverse Stand-Off Voltage	V_{RWM}				8.0	V
Reverse Breakdown Voltage	V_{BR}	$I_T=1mA$	9.0			V
Reverse Leakage Current	I_R	$V_{RWM}=5V, T=25^\circ C$			1	μA
Peak Pulse Current	I_{PP}	$t_p=8/20\mu s$			15	A
Clamping Voltage	V_C	$I_{PP}=15A, t_p=8/20\mu s$		20		V
Junction Capacitance	C_j	$V_R=0V, f=1MHz$		45		pF

Typical Characteristics

Figure 1: Peak Pulse Power Vs Pulse Time

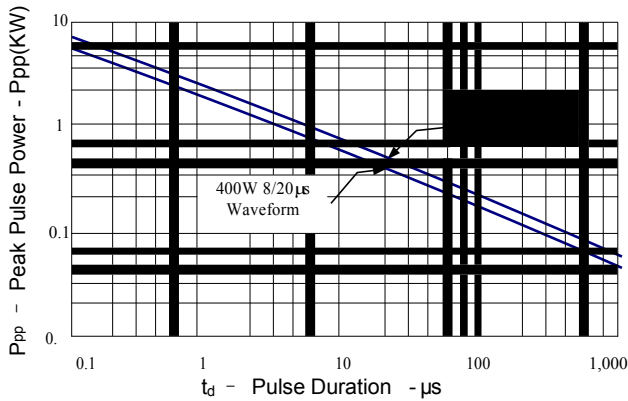


Figure 2: Power Derating Curve

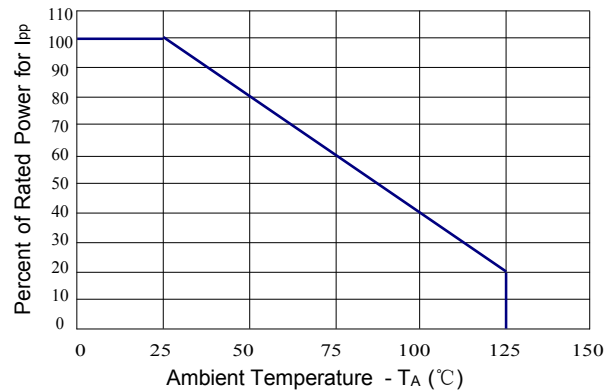


Figure 3 Pulse Waveform

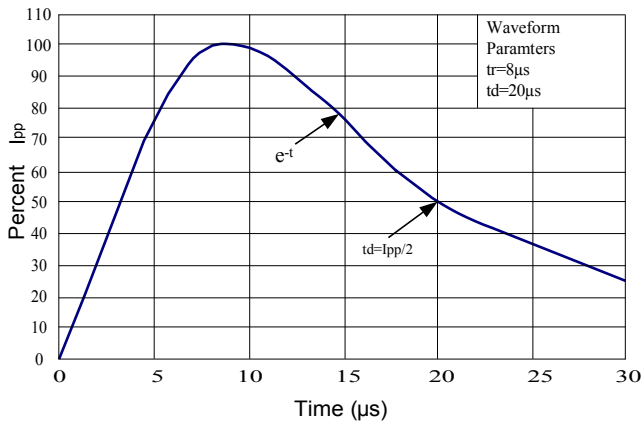


Figure 4 Clamping Voltage vs. Peak Pulse Current

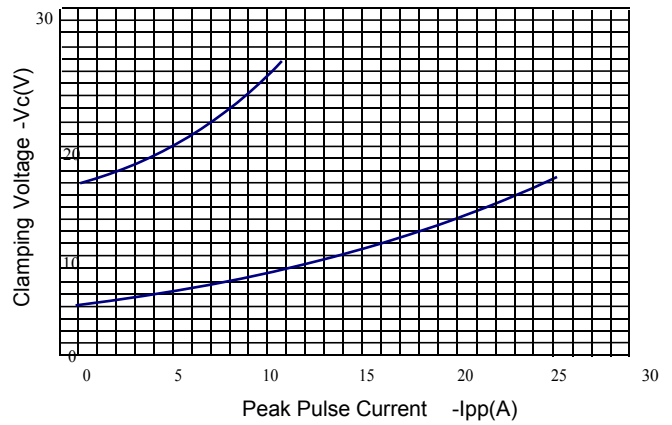
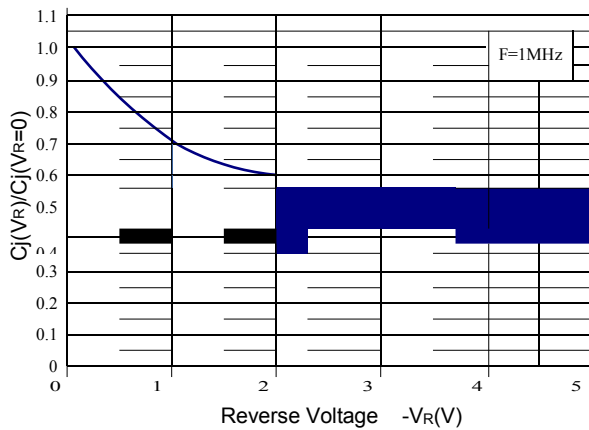


Figure 5: Normalized Capacitance vs. Reverse Voltage



Outline Drawing – DFN-2L

PACKAGE OUTLINE

BOTTOM VIEW

DFN-2L

SYMB	MILIMETER		
	MIN	NOM	MAX
OL			
A	0.45	0.50	0.55
A1	0	0.02	0.05
b	0.45	0.50	0.55
C	0.12	0.15	0.18
D	0.95	1.00	1.05
e	0.65BSC		
E	0.55	0.60	0.65
L	0.20	0.25	0.30
L1	0.05REF		
h	0.07	0.12	0.17

Land Pattern

Marking Codes

Part Number	Marking Code
BDFN2C081V35	8 B

Package Information

Qty: 10k/Reel