

Features

- Glass passivated chip junction
- For surface mounted applications
- High forward surge capability
- Low forward voltage drop
- Ideal for automated placement
- Add suffix "E" for Halogen Free
- High temperature soldering guaranteed: 260 °C/10 seconds at terminals



RoHS
COMPLIANT



DO-214AB(SMC)

Mechanical Data

- Case:DO-214AB (SMC)
- Molding compound meets UL 94 V-0 flammability rating
- Terminals: Solder plated, solderable per J-STD-002, and JESD 22-B102
- Polarity: laser band denotes cathode end

Maximum Ratings (TA = 25 °C unless otherwise noted)									
Parameter	Symbol	HS3A	HS3B	HS3D	HS3G	HS3J	HS3K	HS3M	Unit
Maximum repetitive peak reverse voltage	VRRM	50	100	200	400	600	800	1000	V
Maximum RMS voltage	VRMS	35	70	140	280	420	560	700	V
Maximum DC blocking voltage	VDC	50	100	200	400	600	800	1000	V
Maximum average forward rectified current	IF(AV) ¹⁾	3.0							A
Peak forward surge current 8.3 ms single half sine-wave superimposed on rated load	IFSM	125							A
Operating junction and storage temperature range	TJ, TSTG	- 55 to + 150							°C

Electrical Characteristics (TA = 25 °C unless otherwise noted)										
Parameter	Test Conditions	Symbol	HS3A	HS3B	HS3D	HS3G	HS3J	HS3K	HS3M	Unit
Maximum instantaneous forward voltage	IF=3A, Ta=25 °C	VF	1.0			1.3	1.7			Volts
	IF=3A, Ta=125 °C		1.15							
Maximum DC reverse current at rated DC blocking voltage	Ta=25 °C	IR	5.0							µA
	Ta=125 °C		50							
Maximum reverse recovery time	IF=0.5A, IR=1.0A, IRR=0.25A	trr	50.0				75.0			ns
Typical junction capacitance	4.0 V, 1 MHz	CJ	27.3							pF
Typical thermal resistance	Juntion to Lead ¹⁾	RθJL	3.7							°C/W
	Juntion to Ambient ²⁾	RθJA	56.0							
	Juntion to Case ²⁾	RθJC	21.0							
	Juntion to Lead ²⁾	RθJL	6.5							

Note:1), The thermal resistance from junction to lead, mounted on FR-4 P.C.B with 30x30mm copper pads

2), The thermal resistance from junction to ambient, case or lead, mounted on FR-4 P.C.B with 8x8mm copper pads

Ratings and Characteristics Curves

(TA = 25°C unless otherwise noted)

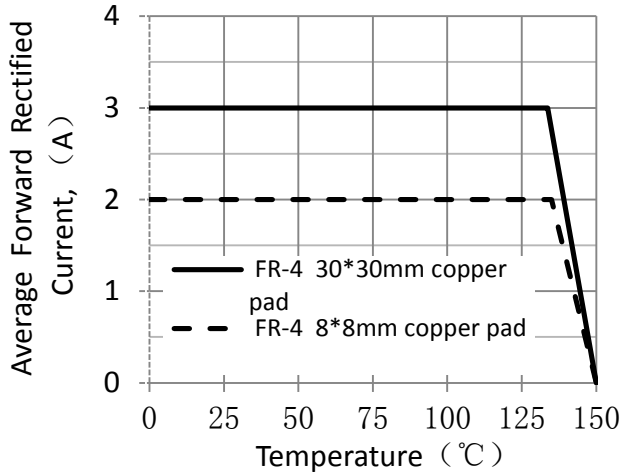


Figure 1. Forward Current Derating Curve

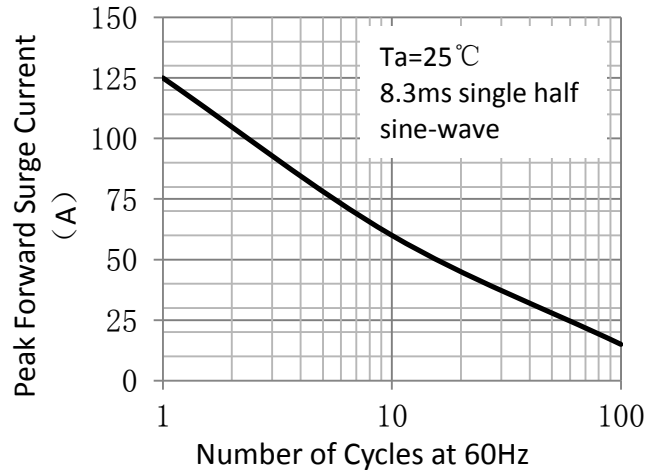


Figure 2. Maximum Non-Repetitive Peak Forward Surge Current

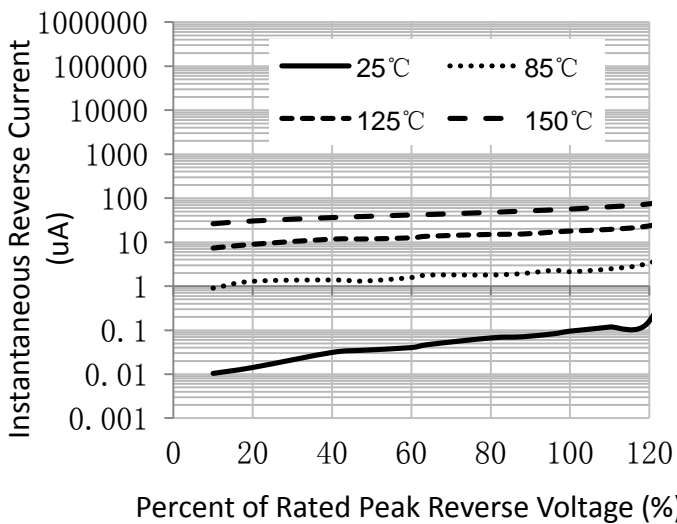


Figure 3. Typical Reverse Characteristics

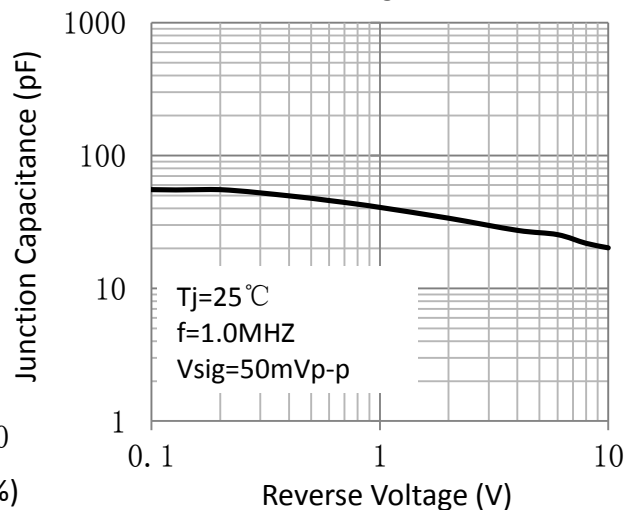


Figure 4. Typical Junction Capacitance

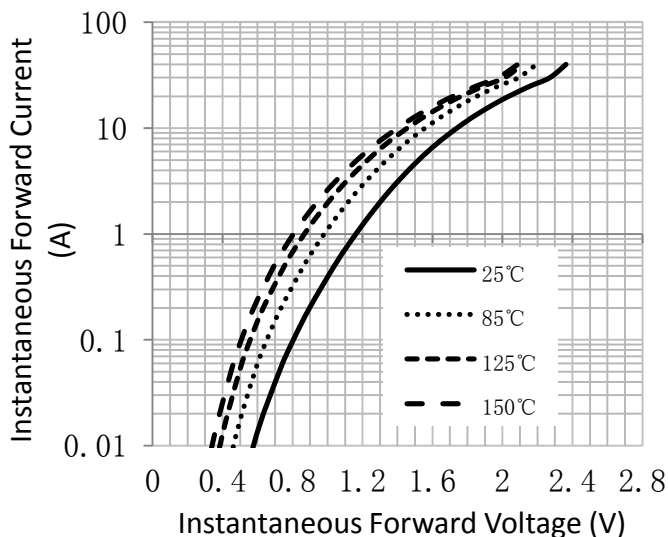
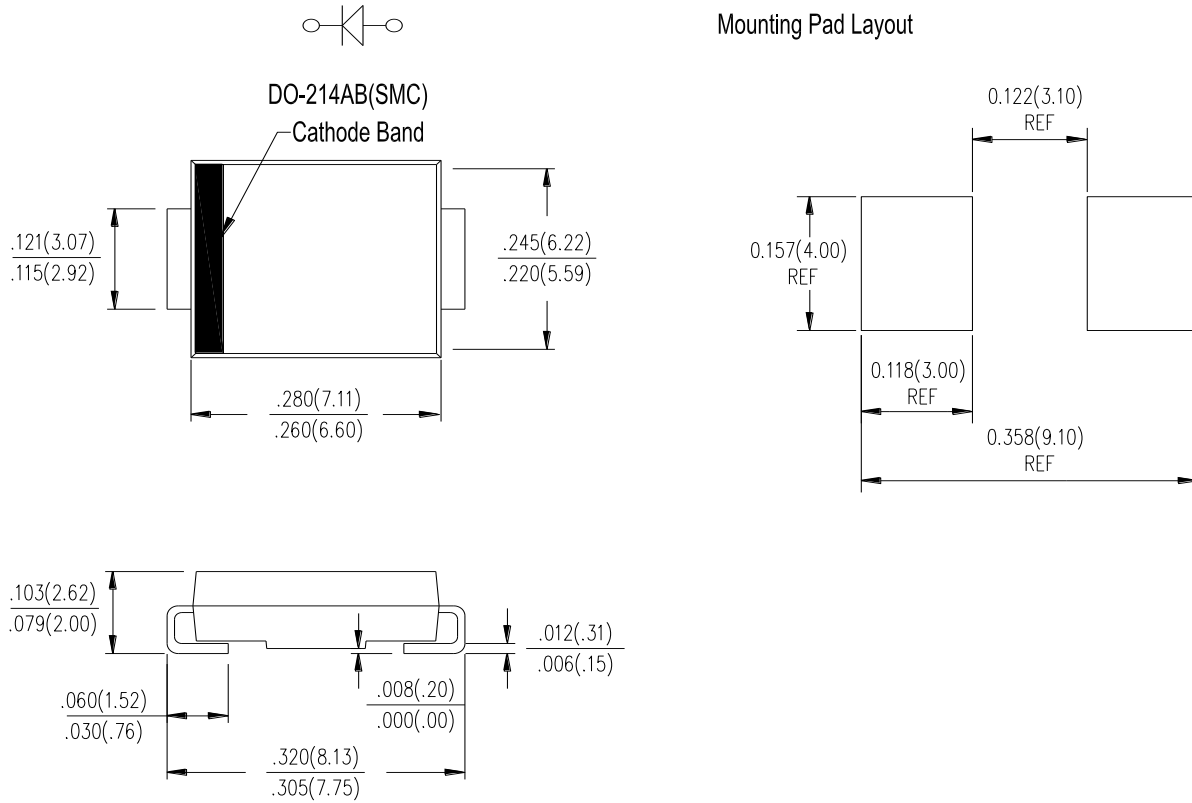


Figure 5. Typical Instantaneous Forward Characteristics

Package Outline Dimensions

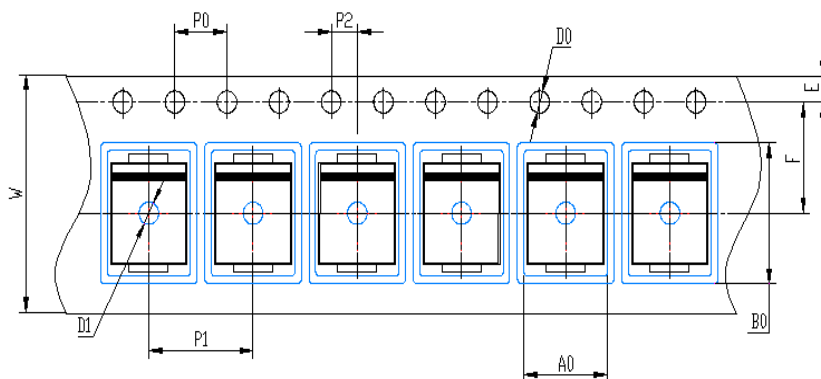
in inches (millimeters)



Packing Information

3000 pcs/Reel, 14 Reels/Box; 16mm Tape, 13" Reel

Tape & Reel Specification



Symbols	SMC(mm)
W	16±0.2
E	1.75±0.1
F	7.5±0.05
D0	1.5±0.1
D1	1.50 +0.1/-0
P0	4.0±0.1
P1	8.0±0.1
P2	2.0±0.05
A0	6.22±0.1
B0	8.31±0.1



Disclaimers

These materials are intended as a reference to assist our customers in the selection of the Suzhou Good-Ark product best suited to the customer's application; they do not convey any license under any intellectual property rights, or any other rights, belonging to Suzhou Good-Ark Electronics Co., Ltd. or a third party.

Suzhou Good-Ark Electronics Co., Ltd. assumes no responsibility for any damage, or infringement of any third-party's rights, originating in the use of any product data, diagrams, charts, programs, algorithms, or circuit application examples contained in these materials.

All information contained in these materials, including product data, diagrams, charts, programs and algorithms represents information on products at the time of publication of these materials, and are subject to change by Suzhou Good-Ark Electronics Co., Ltd. without notice due to product improvements or other reasons. It is therefore recommended that customers contact Suzhou Good-Ark Electronics Co., Ltd. or an authorized Suzhou Good-Ark Electronics Co., Ltd. for the latest product information before purchasing a product listed herein. The information described here may contain technical inaccuracies or typographical errors. Suzhou Good-Ark Electronics Co., Ltd. assumes no responsibility for any damage, liability, or other loss rising from these inaccuracies or errors. Please also pay attention to information published by Suzhou Good-Ark Electronics Co., Ltd. by various means, including our website home page.
(<http://www.goodark.com>)

When using any or all of the information contained in these materials, including product data, diagrams, charts, programs, and algorithms, Please be sure to evaluate all information as a total system before making a final decision on the applicability of the information and products. Suzhou Good-Ark Electronics Co., Ltd. assumes no responsibility for any damage, liability or other loss resulting from the information contained herein.

The prior written approval of Suzhou Good-Ark Electronics Co., Ltd. is necessary to reprint or reproduce in whole or in part these materials.

Please contact Suzhou Good-Ark Electronics Co., Ltd. or an authorized distributor for further details on these materials or the products contained herein.