

表面贴装型

系列：FK 类型：V



特点

- 保证时间：105 °C 2000 ~ 5000 小时
- 低阻抗 (FC系列降低 40 % ~ 60 %)
- 小形化产品 (FC系列缩小 30 % ~ 50 %)
- 可满足耐振要求 ($\phi 8 \leq$)
- 已应对RoHS指令

规格

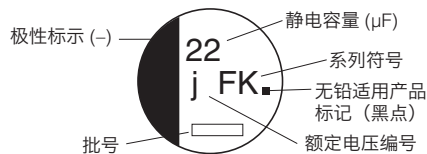
| | | | | | | | | | | | |
|--------------------------|--|------------------------------------|----|----|----|----|----|----|----|-----|----------------|
| 类别温度范围 | -55 °C ~ +105 °C | | | | | | | | | | |
| 额定电压范围 | 6.3 V.DC ~ 100 V.DC | | | | | | | | | | |
| 静电容量范围 | 3.3 μ F ~ 6800 μ F | | | | | | | | | | |
| 静电容量容差 | $\pm 20\%$ (120 Hz/+20 °C) | | | | | | | | | | |
| 漏电流 | $I \leq 0.01 CV$ 或 $3 (\mu A)$ 2 分 值 (任一大值以下) | | | | | | | | | | |
| 损耗角的正切 ($\tan \delta$) | 请参照特性一览表 | | | | | | | | | | |
| 温度特性 | 额定电压 (V.DC) | 6.3 | 10 | 16 | 25 | 35 | 50 | 63 | 80 | 100 | (120 Hz 时的阻抗比) |
| | Z(-25 °C)/Z(+20 °C) | 2 | 2 | 2 | 2 | 2 | 2 | 2 | 2 | 2 | |
| | Z(-40 °C)/Z(+20 °C) | 3 | 3 | 3 | 3 | 3 | 3 | 3 | 3 | 3 | |
| | Z(-55 °C)/Z(+20 °C) | 4 | 4 | 4 | 3 | 3 | 3 | 3 | 3 | 3 | |
| 耐久性 | 在 +105 °C ± 2 °C 的条件下, 对电容施加额定工作电压 2000 小时后, 恢复至标准气候测量, 并满足下列条件。(但是, $\phi 8 \times 10.2$, $\phi 10 \times 10.2$ 的尾号为 G 时, 额定电压施加时间须 5000 小时) | | | | | | | | | | |
| | 静电容量变化 | 初始值 $\pm 30\%$ 以内 (尾号 G 为 35 % 以下) | | | | | | | | | |
| | $\tan \delta$ | 不大于初始标准值的 200 % (尾号 G 不大于 300 %) | | | | | | | | | |
| | 漏电流 | 不大于初始标准值 | | | | | | | | | |
| 高温无负载特性 | 将电容无负载放置于 +105 °C ± 2 °C 条件下 1000 小时后, 恢复至标准气候测量, 并满足上述耐久性条件。(但须电压处理) | | | | | | | | | | |
| 焊接耐热性 | 经回流焊接, 恢复至标准气候测量, 并满足下列条件。 | | | | | | | | | | |
| | 静电容量变化 | 初始值 $\pm 10\%$ 以内 | | | | | | | | | |
| | $\tan \delta$ | 不大于初始标准值 | | | | | | | | | |
| | 漏电流 | 不大于初始标准值 | | | | | | | | | |
| AEC-Q200 | 符号 AEC-Q200 | | | | | | | | | | |

额定纹波电流 频率修正系数

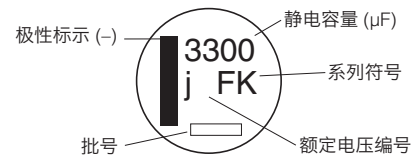
| | | | | | |
|---------|--------|------|------|------|---------|
| 频率 (Hz) | 50, 60 | 120 | 1 k | 10 k | 100 k ~ |
| 系数 | 0.70 | 0.75 | 0.90 | 0.95 | 1.00 |

标示

例：6.3 V.DC 22 μ F, 6.3 V.DC 3300 μ F
标示颜色：BLACK
 $\leq \phi 10$

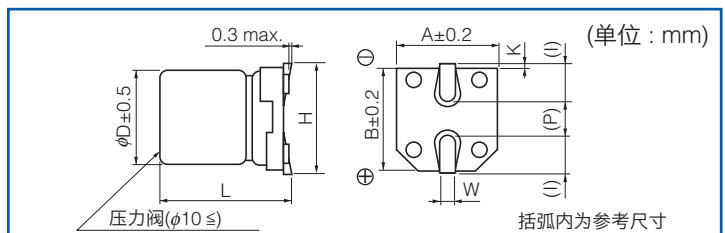


$\geq \phi 12.5$



| | | | | | | | | | |
|-------------|-----|----|----|----|----|----|----|----|-----|
| 额定电压 (V.DC) | 6.3 | 10 | 16 | 25 | 35 | 50 | 63 | 80 | 100 |
| 编号 | j | A | C | E | V | H | J | K | 2A |

外观尺寸



| 尺寸代码 | ϕD | L | A, B | H | I | W | P | K |
|------|----------|----------------|------|-----------|-----|----------------|-----|-----------------------|
| B | 4.0 | 5.8 ± 0.3 | 4.3 | 5.5 max. | 1.8 | 0.65 ± 0.1 | 1.0 | 0.35 $^{+1.5}_{-0.2}$ |
| C | 5.0 | 5.8 ± 0.3 | 5.3 | 6.5 max. | 2.2 | 0.65 ± 0.1 | 1.5 | 0.35 $^{+1.5}_{-0.2}$ |
| D | 6.3 | 5.8 ± 0.3 | 6.6 | 7.8 max. | 2.6 | 0.65 ± 0.1 | 1.8 | 0.35 $^{+1.5}_{-0.2}$ |
| D8 | 6.3 | 7.7 ± 0.3 | 6.6 | 7.8 max. | 2.6 | 0.65 ± 0.1 | 1.8 | 0.35 $^{+1.5}_{-0.2}$ |
| E | 8.0 | 6.2 ± 0.3 | 8.3 | 9.5 max. | 3.4 | 0.65 ± 0.1 | 2.2 | 0.35 $^{+1.5}_{-0.2}$ |
| F | 8.0 | 10.2 ± 0.3 | 8.3 | 10.0 max. | 3.4 | 0.90 ± 0.2 | 3.1 | 0.70 ± 0.2 |
| G | 10.0 | 10.2 ± 0.3 | 10.3 | 12.0 max. | 3.5 | 0.90 ± 0.2 | 4.6 | 0.70 ± 0.2 |
| H13 | 12.5 | 13.5 ± 0.5 | 13.5 | 15.0 max. | 4.7 | 0.90 ± 0.3 | 4.4 | 0.70 ± 0.3 |
| J16 | 16.0 | 16.5 ± 0.5 | 17.0 | 19.0 max. | 5.5 | 1.20 ± 0.3 | 6.7 | 0.70 ± 0.3 |
| K16 | 18.0 | 16.5 ± 0.5 | 19.0 | 21.0 max. | 6.7 | 1.20 ± 0.3 | 6.7 | 0.70 ± 0.3 |

特性一览表

耐久性：105 °C 2000 小时 (φ12.5 ≥ : 5000 小时)

| 额定电压 (V.DC) | 静电容量 (±20%) (μF) | 产品尺寸 (mm) | | 尺寸* 代码 | 特性 | | | 型号 | 回流 | 最少包装数量 |
|-------------|------------------|-----------|------|--------|--|---------------------------|-------------------------|--------------|-----|------------|
| | | φD | L | | 额定纹波电流 (100 kHz) (+105 °C) (mA r.m.s.) | 阻值 (100 kHz) (+20 °C) (Ω) | tan δ (120 Hz) (+20 °C) | | | 带状包装 (pcs) |
| 6.3 | 22 | 4 | 5.8 | B | 90 | 1.35 | 0.26 | EEEFK0J220R | (1) | 2000 |
| | 47 | 4 | 5.8 | (B) | 90 | 1.35 | 0.26 | EEEFK0J470UR | (1) | 2000 |
| | | 5 | 5.8 | C | 160 | 0.70 | 0.26 | EEEFK0J470R | (1) | 1000 |
| | 100 | 5 | 5.8 | (C) | 160 | 0.70 | 0.26 | EEEFK0J101UR | (1) | 1000 |
| | | 6.3 | 5.8 | D | 240 | 0.36 | 0.26 | EEEFK0J101P | (1) | 1000 |
| | 220 | 6.3 | 5.8 | D | 240 | 0.36 | 0.26 | EEEFK0J221P | (1) | 1000 |
| | 330 | 6.3 | 7.7 | D8 | 280 | 0.34 | 0.26 | EEEFK0J331XP | (1) | 900 |
| | | 8 | 6.2 | E | 300 | 0.26 | 0.26 | EEEFK0J331P | (2) | 1000 |
| | 470 | 8 | 10.2 | F | 600 | 0.16 | 0.26 | EEEFK0J471P | (2) | 500 |
| | 1000 | 8 | 10.2 | F | 600 | 0.16 | 0.26 | EEEFK0J102P | (2) | 500 |
| 1500 | 10 | 10.2 | G | 850 | 0.08 | 0.26 | EEEFK0J152P | (2) | 500 | |
| 3300 | 12.5 | 13.5 | H13 | 1100 | 0.06 | 0.30 | EEVFK0J332Q | (3) | 200 | |
| 6800 | 16 | 16.5 | J16 | 1800 | 0.035 | 0.36 | EEVFK0J682M | (3) | 125 | |
| 10 | 22 | 4 | 5.8 | B | 90 | 1.35 | 0.19 | EEEFK1A220R | (1) | 2000 |
| | 33 | 4 | 5.8 | (B) | 90 | 1.35 | 0.19 | EEEFK1A330UR | (1) | 2000 |
| | | 5 | 5.8 | C | 160 | 0.70 | 0.19 | EEEFK1A330R | (1) | 1000 |
| | 150 | 6.3 | 5.8 | D | 240 | 0.36 | 0.19 | EEEFK1A151P | (1) | 1000 |
| | 220 | 6.3 | 7.7 | D8 | 280 | 0.34 | 0.19 | EEEFK1A221XP | (1) | 900 |
| | | 8 | 6.2 | E | 300 | 0.26 | 0.19 | EEEFK1A221P | (2) | 1000 |
| | 330 | 8 | 10.2 | F | 600 | 0.16 | 0.19 | EEEFK1A331P | (2) | 500 |
| | 470 | 8 | 10.2 | F | 600 | 0.16 | 0.19 | EEEFK1A471P | (2) | 500 |
| | 680 | 8 | 10.2 | F | 600 | 0.16 | 0.19 | EEEFK1A681P | (2) | 500 |
| | 1000 | 10 | 10.2 | G | 850 | 0.08 | 0.19 | EEEFK1A102P | (2) | 500 |
| 2200 | 12.5 | 13.5 | H13 | 1100 | 0.06 | 0.21 | EEVFK1A222Q | (3) | 200 | |
| 4700 | 16 | 16.5 | J16 | 1800 | 0.035 | 0.25 | EEVFK1A472M | (3) | 125 | |
| 6800 | 18 | 16.5 | K16 | 2060 | 0.033 | 0.29 | EEVFK1A682M | (3) | 125 | |
| 16 | 10 | 4 | 5.8 | B | 90 | 1.35 | 0.16 | EEEFK1C100R | (1) | 2000 |
| | 22 | 4 | 5.8 | (B) | 90 | 1.35 | 0.16 | EEEFK1C220UR | (1) | 2000 |
| | | 5 | 5.8 | C | 160 | 0.70 | 0.16 | EEEFK1C220R | (1) | 1000 |
| | 47 | 5 | 5.8 | (C) | 160 | 0.70 | 0.16 | EEEFK1C470UR | (1) | 1000 |
| | | 6.3 | 5.8 | D | 240 | 0.36 | 0.16 | EEEFK1C470P | (1) | 1000 |
| | 68 | 6.3 | 5.8 | D | 240 | 0.36 | 0.16 | EEEFK1C680P | (1) | 1000 |
| | 100 | 6.3 | 5.8 | D | 240 | 0.36 | 0.16 | EEEFK1C101P | (1) | 1000 |
| | 150 | 6.3 | 7.7 | D8 | 280 | 0.34 | 0.16 | EEEFK1C151XP | (1) | 900 |
| | 220 | 6.3 | 7.7 | D8 | 280 | 0.34 | 0.16 | EEEFK1C221XP | (1) | 900 |
| | | 8 | 6.2 | E | 300 | 0.26 | 0.16 | EEEFK1C221P | (2) | 1000 |
| 330 | 8 | 10.2 | F | 600 | 0.16 | 0.16 | EEEFK1C331P | (2) | 500 | |
| 470 | 8 | 10.2 | F | 600 | 0.16 | 0.16 | EEEFK1C471P | (2) | 500 | |
| 680 | 10 | 10.2 | G | 850 | 0.08 | 0.16 | EEEFK1C681P | (2) | 500 | |
| 1500 | 12.5 | 13.5 | H13 | 1100 | 0.06 | 0.16 | EEVFK1C152Q | (3) | 200 | |
| 3300 | 16 | 16.5 | J16 | 1800 | 0.035 | 0.20 | EEVFK1C332M | (3) | 125 | |
| 4700 | 18 | 16.5 | K16 | 2060 | 0.033 | 0.22 | EEVFK1C472M | (3) | 125 | |
| 25 | 10 | 4 | 5.8 | B | 90 | 1.35 | 0.14 | EEEFK1E100R | (1) | 2000 |
| | 22 | 5 | 5.8 | C | 160 | 0.70 | 0.14 | EEEFK1E220R | (1) | 1000 |
| | | 5 | 5.8 | (C) | 160 | 0.70 | 0.14 | EEEFK1E330UR | (1) | 1000 |
| | 33 | 6.3 | 5.8 | D | 240 | 0.36 | 0.14 | EEEFK1E330P | (1) | 1000 |
| | | 6.3 | 5.8 | D | 240 | 0.36 | 0.14 | EEEFK1E470P | (1) | 1000 |
| | 68 | 6.3 | 5.8 | D | 240 | 0.36 | 0.14 | EEEFK1E680P | (1) | 1000 |
| | 100 | 6.3 | 7.7 | D8 | 280 | 0.34 | 0.14 | EEEFK1E101XP | (1) | 900 |
| | | 8 | 6.2 | E | 300 | 0.26 | 0.14 | EEEFK1E101P | (2) | 1000 |
| | 150 | 8 | 10.2 | F | 600 | 0.16 | 0.14 | EEEFK1E151P | (2) | 500 |
| | 220 | 8 | 10.2 | F | 600 | 0.16 | 0.14 | EEEFK1E221P | (2) | 500 |
| 330 | 8 | 10.2 | F | 600 | 0.16 | 0.14 | EEEFK1E331P | (2) | 500 | |
| 470 | 10 | 10.2 | G | 850 | 0.08 | 0.14 | EEEFK1E471P | (2) | 500 | |
| 1000 | 12.5 | 13.5 | H13 | 1100 | 0.06 | 0.14 | EEVFK1E102Q | (3) | 200 | |
| 1500 | 16 | 16.5 | J16 | 1800 | 0.035 | 0.14 | EEVFK1E152M | (3) | 125 | |
| 2200 | 16 | 16.5 | J16 | 1800 | 0.035 | 0.16 | EEVFK1E222M | (3) | 125 | |
| 3300 | 18 | 16.5 | K16 | 2060 | 0.033 | 0.18 | EEVFK1E332M | (3) | 125 | |

* 尺寸代码 () 为小型化品

- 关于回流焊保证条件, 编带包装规格, 请参照那个项目的页
- 耐振动品的编号, 末尾的包装记号: 成为 P → V

特性一览表

耐久性：105 °C 2000 小时 (φ12.5 ≥ : 5000 小时)

| 额定电压 (V.DC) | 静电容量 (±20%) (μF) | 产品尺寸 (mm) | | 尺寸* 代码 | 特性 | | | 型号 | 回流 | 最少包装数量 |
|-------------|------------------|-----------|------|--------|--|---------------------------|-------------------------|--------------|-------------|------------|
| | | φD | L | | 额定纹波电流 (100 kHz) (+105 °C) (mA r.m.s.) | 阻值 (100 kHz) (+20 °C) (Ω) | tan δ (120 Hz) (+20 °C) | | | 带状包装 (pcs) |
| 35 | 4.7 | 4 | 5.8 | B | 90 | 1.35 | 0.12 | EEEFK1V4R7R | (1) | 2000 |
| | 10 | 4 | 5.8 | (B) | 90 | 1.35 | 0.12 | EEEFK1V100UR | (1) | 2000 |
| | | 5 | 5.8 | C | 160 | 0.70 | 0.12 | EEEFK1V100R | (1) | 1000 |
| | 22 | 5 | 5.8 | C | 160 | 0.70 | 0.12 | EEEFK1V220R | (1) | 1000 |
| | 33 | 6.3 | 5.8 | D | 240 | 0.36 | 0.12 | EEEFK1V330P | (1) | 1000 |
| | 47 | 6.3 | 5.8 | D | 240 | 0.36 | 0.12 | EEEFK1V470P | (1) | 1000 |
| | 68 | 6.3 | 7.7 | D8 | 280 | 0.34 | 0.12 | EEEFK1V680XP | (1) | 900 |
| | | 6.3 | 7.7 | D8 | 280 | 0.34 | 0.12 | EEEFK1V101XP | (1) | 900 |
| | 100 | 8 | 10.2 | F | 600 | 0.16 | 0.12 | EEEFK1V101P | (2) | 500 |
| | | 150 | 8 | 10.2 | F | 600 | 0.16 | 0.12 | EEEFK1V151P | (2) |
| | 220 | 8 | 10.2 | F | 600 | 0.16 | 0.12 | EEEFK1V221P | (2) | 500 |
| | 330 | 10 | 10.2 | G | 850 | 0.08 | 0.12 | EEEFK1V331P | (2) | 500 |
| | 470 | 12.5 | 13.5 | H13 | 1100 | 0.06 | 0.12 | EEVFK1V471Q | (3) | 200 |
| | 680 | 12.5 | 13.5 | H13 | 1100 | 0.06 | 0.12 | EEVFK1V681Q | (3) | 200 |
| | 1000 | 16 | 16.5 | J16 | 1800 | 0.035 | 0.12 | EEVFK1V102M | (3) | 125 |
| 1500 | 16 | 16.5 | J16 | 1800 | 0.035 | 0.12 | EEVFK1V152M | (3) | 125 | |
| 50 | 4.7 | 4 | 5.8 | B | 60 | 2.90 | 0.10 | EEEFK1H4R7R | (1) | 2000 |
| | 10 | 5 | 5.8 | (C) | 85 | 1.52 | 0.10 | EEEFK1H100UR | (1) | 1000 |
| | | 6.3 | 5.8 | D | 165 | 0.88 | 0.10 | EEEFK1H100P | (1) | 1000 |
| | 22 | 6.3 | 5.8 | D | 165 | 0.88 | 0.10 | EEEFK1H220P | (1) | 1000 |
| | 33 | 6.3 | 7.7 | D8 | 195 | 0.68 | 0.10 | EEEFK1H330XP | (1) | 900 |
| | | 8 | 6.2 | E | 195 | 0.68 | 0.10 | EEEFK1H330P | (2) | 1000 |
| | 47 | 6.3 | 7.7 | D8 | 195 | 0.68 | 0.10 | EEEFK1H470XP | (1) | 900 |
| | | 8 | 6.2 | E | 195 | 0.68 | 0.10 | EEEFK1H470P | (2) | 1000 |
| | 100 | 8 | 10.2 | F | 350 | 0.34 | 0.10 | EEEFK1H101P | (2) | 500 |
| | 150 | 10 | 10.2 | G | 670 | 0.18 | 0.10 | EEEFK1H151P | (2) | 500 |
| | 220 | 10 | 10.2 | G | 670 | 0.18 | 0.10 | EEEFK1H221P | (2) | 500 |
| | 330 | 12.5 | 13.5 | H13 | 900 | 0.12 | 0.10 | EEVFK1H331Q | (3) | 200 |
| | 390 | 12.5 | 13.5 | H13 | 900 | 0.12 | 0.10 | EEVFK1H391Q | (3) | 200 |
| | 470 | 16 | 16.5 | J16 | 1610 | 0.073 | 0.10 | EEVFK1H471M | (3) | 125 |
| | 560 | 16 | 16.5 | J16 | 1610 | 0.073 | 0.10 | EEVFK1H561M | (3) | 125 |
| 680 | 16 | 16.5 | J16 | 1610 | 0.073 | 0.10 | EEVFK1H681M | (3) | 125 | |
| 1000 | 16 | 16.5 | J16 | 1610 | 0.073 | 0.10 | EEVFK1H102M | (3) | 125 | |
| 63 | 4.7 | 5 | 5.8 | C | 50 | 3.00 | 0.08 | EEEFK1J4R7R | (1) | 1000 |
| | 10 | 6.3 | 5.8 | D | 80 | 1.50 | 0.08 | EEEFK1J100P | (1) | 1000 |
| | | 6.3 | 7.7 | D8 | 120 | 1.20 | 0.08 | EEEFK1J220XP | (1) | 900 |
| | 22 | 8 | 6.2 | E | 120 | 1.20 | 0.08 | EEEFK1J220P | (2) | 1000 |
| | 33 | 8 | 10.2 | F | 250 | 0.65 | 0.08 | EEEFK1J330P | (2) | 500 |
| | 47 | 8 | 10.2 | F | 250 | 0.65 | 0.08 | EEEFK1J470P | (2) | 500 |
| | 68 | 8 | 10.2 | (F) | 250 | 0.65 | 0.08 | EEEFK1J680UP | (2) | 500 |
| | 100 | 10 | 10.2 | G | 400 | 0.35 | 0.08 | EEEFK1J101P | (2) | 500 |
| | 150 | 12.5 | 13.5 | H13 | 800 | 0.16 | 0.08 | EEVFK1J151Q | (3) | 200 |
| | 220 | 12.5 | 13.5 | H13 | 800 | 0.16 | 0.08 | EEVFK1J221Q | (3) | 200 |
| | 470 | 16 | 16.5 | J16 | 1410 | 0.082 | 0.08 | EEVFK1J471M | (3) | 125 |
| 680 | 18 | 16.5 | K16 | 1690 | 0.08 | 0.08 | EEVFK1J681M | (3) | 125 | |
| 80 | 3.3 | 5 | 5.8 | C | 25 | 5.00 | 0.08 | EEEFK1K3R3R | (1) | 1000 |
| | 4.7 | 6.3 | 5.8 | D | 40 | 3.00 | 0.08 | EEEFK1K4R7P | (1) | 1000 |
| | | 6.3 | 7.7 | D8 | 60 | 2.40 | 0.08 | EEEFK1K100XP | (1) | 900 |
| | 10 | 8 | 6.2 | E | 60 | 2.40 | 0.08 | EEEFK1K100P | (2) | 1000 |
| | 22 | 8 | 10.2 | F | 130 | 1.30 | 0.08 | EEEFK1K220P | (2) | 500 |
| | 33 | 8 | 10.2 | F | 130 | 1.30 | 0.08 | EEEFK1K330P | (2) | 500 |
| | 47 | 10 | 10.2 | G | 200 | 0.70 | 0.08 | EEEFK1K470P | (2) | 500 |
| | 68 | 12.5 | 13.5 | H13 | 500 | 0.32 | 0.08 | EEVFK1K680Q | (3) | 200 |
| | 100 | 12.5 | 13.5 | H13 | 500 | 0.32 | 0.08 | EEVFK1K101Q | (3) | 200 |
| | 150 | 12.5 | 13.5 | H13 | 500 | 0.32 | 0.08 | EEVFK1K151Q | (3) | 200 |
| | 330 | 16 | 16.5 | J16 | 793 | 0.17 | 0.08 | EEVFK1K331M | (3) | 125 |
| 470 | 18 | 16.5 | K16 | 917 | 0.153 | 0.08 | EEVFK1K471M | (3) | 125 | |

* 尺寸代码 () 为小型化品

- 关于回流焊保证条件, 编带包装规格, 请参照那个项目的页
- 耐振动品的编号, 末尾的包装记号: 成为 P → V

特性一览表

耐久性：105 °C 2000 小时 (φ12.5 ≥ : 5000 小时)

| 额定电压 (V.DC) | 静电容量 (±20%) (μF) | 产品尺寸 (mm) | | 尺寸代码* | 特性 | | | 型号 | 回流 | 最少包装数量 |
|-------------|------------------|-----------|------|-------|--|---------------------------|-------------------------|-------------|-----|------------|
| | | φD | L | | 额定纹波电流 (100 kHz) (+105 °C) (mA r.m.s.) | 阻值 (100 kHz) (+20 °C) (Ω) | tan δ (120 Hz) (+20 °C) | | | 带状包装 (pcs) |
| 100 | 22 | 8 | 10.2 | F | 130 | 1.30 | 0.07 | EEEFK2A220P | (2) | 500 |
| | 33 | 10 | 10.2 | G | 200 | 0.70 | 0.07 | EEEFK2A330P | (2) | 500 |
| | 47 | 12.5 | 13.5 | H13 | 500 | 0.32 | 0.07 | EEVFK2A470Q | (3) | 200 |
| | 68 | 12.5 | 13.5 | H13 | 500 | 0.32 | 0.07 | EEVFK2A680Q | (3) | 200 |
| | 100 | 16 | 16.5 | J16 | 793 | 0.17 | 0.07 | EEVFK2A101M | (3) | 125 |
| | 150 | 16 | 16.5 | J16 | 793 | 0.17 | 0.07 | EEVFK2A151M | (3) | 125 |
| | 220 | 18 | 16.5 | K16 | 917 | 0.153 | 0.07 | EEVFK2A221M | (3) | 125 |
| | 330 | 18 | 16.5 | K16 | 917 | 0.153 | 0.07 | EEVFK2A331M | (3) | 125 |

* 尺寸代码 () 为小型化品

· 关于回流焊保证条件, 编带包装规格, 请参照那个项目的页

特性一览表

耐久性：105 °C 5000 小时

| 额定电压 (V.DC) | 静电容量 (±20%) (μF) | 产品尺寸 (mm) | | 尺寸代码* | 特性 | | | 型号 | 回流 | 最少包装数量 |
|-------------|------------------|-----------|------|-------|--|---------------------------|-------------------------|--------------|-----|------------|
| | | φD | L | | 额定纹波电流 (100 kHz) (+105 °C) (mA r.m.s.) | 阻值 (100 kHz) (+20 °C) (Ω) | tan δ (120 Hz) (+20 °C) | | | 带状包装 (pcs) |
| 6.3 | 470 | 8 | 10.2 | F | 600 | 0.16 | 0.26 | EEEFK0J471GP | (2) | 500 |
| | 1000 | 8 | 10.2 | F | 600 | 0.16 | 0.26 | EEEFK0J102GP | (2) | 500 |
| | 1500 | 10 | 10.2 | G | 850 | 0.08 | 0.26 | EEEFK0J152GP | (2) | 500 |
| 10 | 330 | 8 | 10.2 | F | 600 | 0.16 | 0.19 | EEEFK1A331GP | (2) | 500 |
| | 470 | 8 | 10.2 | F | 600 | 0.16 | 0.19 | EEEFK1A471GP | (2) | 500 |
| | 680 | 8 | 10.2 | F | 600 | 0.16 | 0.19 | EEEFK1A681GP | (2) | 500 |
| | 1000 | 10 | 10.2 | G | 850 | 0.08 | 0.19 | EEEFK1A102GP | (2) | 500 |
| 16 | 330 | 8 | 10.2 | F | 600 | 0.16 | 0.16 | EEEFK1C331GP | (2) | 500 |
| | 470 | 8 | 10.2 | F | 600 | 0.16 | 0.16 | EEEFK1C471GP | (2) | 500 |
| | 680 | 10 | 10.2 | G | 850 | 0.08 | 0.16 | EEEFK1C681GP | (2) | 500 |
| 25 | 150 | 8 | 10.2 | F | 600 | 0.16 | 0.14 | EEEFK1E151GP | (2) | 500 |
| | 220 | 8 | 10.2 | F | 600 | 0.16 | 0.14 | EEEFK1E221GP | (2) | 500 |
| | 330 | 8 | 10.2 | F | 600 | 0.16 | 0.14 | EEEFK1E331GP | (2) | 500 |
| | 470 | 10 | 10.2 | G | 850 | 0.08 | 0.14 | EEEFK1E471GP | (2) | 500 |
| 35 | 100 | 8 | 10.2 | F | 600 | 0.16 | 0.12 | EEEFK1V101GP | (2) | 500 |
| | 150 | 8 | 10.2 | F | 600 | 0.16 | 0.12 | EEEFK1V151GP | (2) | 500 |
| | 220 | 8 | 10.2 | F | 600 | 0.16 | 0.12 | EEEFK1V221GP | (2) | 500 |
| | 330 | 10 | 10.2 | G | 850 | 0.08 | 0.12 | EEEFK1V331GP | (2) | 500 |
| 50 | 100 | 8 | 10.2 | F | 350 | 0.34 | 0.10 | EEEFK1H101GP | (2) | 500 |
| | 150 | 10 | 10.2 | G | 670 | 0.18 | 0.10 | EEEFK1H151GP | (2) | 500 |
| | 220 | 10 | 10.2 | G | 670 | 0.18 | 0.10 | EEEFK1H221GP | (2) | 500 |

· 关于回流焊保证条件, 编带包装规格, 请参照那个项目的页

· 耐振动品的编号, 末尾的包装记号: 成为 P → V