

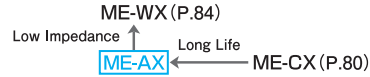
ME-AX Series

Low Impedance

Long Life



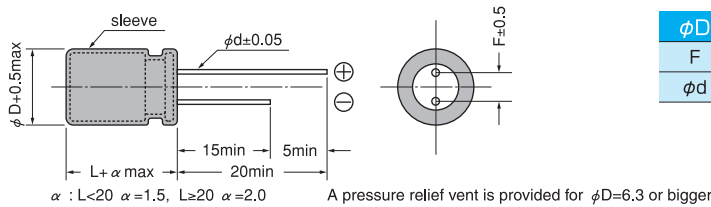
- 105°C, 2,500 to 10,000hours
- Solvent proof (within 5 minutes)



Specifications

Items	Condition	Specifications										
Rated voltage (V)	—	6.3	10	16	25	35	50	63	100			
Surge voltage (V)	Room temperature	8.0	13	20	32	44	63	79	125			
Category temperature range (°C)	—	-55 to +105								-40 to +105		
Capacitance tolerance (%)	120Hz/20°C	M : ±20										
Dissipation Factor (tanδ)	tanδ (max) 120Hz/20°C	0.22	0.19	0.16	0.14	0.12	0.10	0.10	0.10	Exceeding 1,000μF, +0.02 every 1,000μF		
Leakage current (LC)	μA/after 2minutes (max)	The greater value of either 0.01CV or 3										
Impedance ratio at low temperature	Based the value at 120Hz, +20°C	-40°C Z/Z20c	3	2	2	2	2	2	2	2	2	
		-55°C Z/Z20c	4	4	3	3	3	2	2	—		
Endurance	105°C rated voltage applied (With the rated ripple current)	Test	φ5 : 2,500hours, φ6.3 : 3,000hours, φ8×11.5, φ8×12.5 : 3,500hours, φ8×15, φ8×20 : 4,500hours, φ10 : 5,000hours, φ12.5 : 7,000hours, φ16 to φ18 : 10,000hours									
		ΔC/C	Within ±20% of the initial value									
		tan δ	Less than 200% of the specified value									
		LC	Less than the specified value									

Dimensions



(Unit : mm)

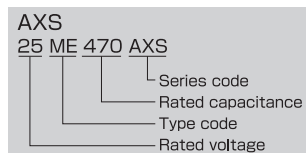
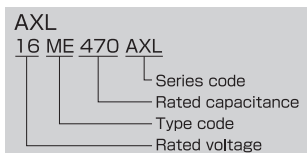
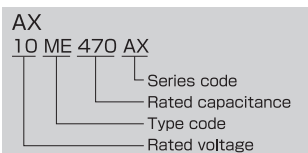
φD	5	6.3	8	10	12.5	16	18
F	2.0	2.5	3.5	5.0	5.0	7.5	7.5
φd	0.5	0.5	0.6	0.6	0.6	0.8	0.8

Size, Impedance, Rated Ripple Current

Case size φDxL(mm)	Items	6.3			10		
		Capacitance (μF)	Impedance(Qmax) (20°C/100kHz)	Rated ripple current(mArms) (105°C/10k to 200kHz)	Capacitance (μF)	Impedance(Qmax) (20°C/100kHz)	Rated ripple current(mArms) (105°C/10k to 200kHz)
5x11	150	0.42	190	100	0.42	190	
6.3x11	270	0.22	300	220	0.22	300	
8x11.5	470	0.11	560	330	0.11	560	
8x12.5	560	0.11	570	390	0.11	570	
8x15	680	0.085	730	470	0.085	730	
8x20	1000	0.069	800	★1 680	0.069	800	
10x12.5	820	0.085	800	680	0.085	800	
10x16	1200	0.062	1050	820	0.062	1050	
10x20	1500	0.044	1250	1200	0.044	1250	
10x22	1800	0.039	1450	1500	0.039	1450	
12.5x20	2700	0.038	1600	2200	0.038	1600	
12.5x25	3900	0.029	1800	2700	0.029	1800	
16x25	5600	0.022	2100	3900	0.022	2100	
16x31.5	8200	0.018	2350	5600	0.018	2350	
16x35	10000	0.018	2550	6800	0.018	2550	
18x35.5	12000	0.018	2800	8200	0.018	2800	

★1 AXL ★2 AXS

Part number



■ Size, Impedance, Rated Ripple Current

Case size φDxL(mm)	Items	16			25		
		Capacitance (μF)	Impedance(Qmax) (20°C/100kHz)	Rated ripple current(mArms) (105°C/10k to 200kHz)	Capacitance (μF)	Impedance(Qmax) (20°C/100kHz)	Rated ripple current(mArms) (105°C/10k to 200kHz)
5x11		68	0.42	190	47	0.42	190
6.3x11		150	0.22	300	100	0.22	300
8x11.5		220	0.11	560	150	0.11	560
8x12.5		270	0.11	570	180	0.11	570
8x15		330	0.085	730	220	0.085	730
8x20	★1	470	0.069	800	330	0.069	800
10x12.5		470	0.085	800	270	0.085	800
10x16		560	0.062	1050	390	0.062	1050
10x16		680	0.062	1050	★2 470	0.068	1050
10x20		820	0.044	1250	560	0.044	1250
10x22		1000	0.039	1450	680	0.039	1450
12.5x20		1200	0.038	1600	1000	0.038	1600
12.5x25		1800	0.029	1800	1200	0.029	1800
16x25		2700	0.022	2100	1800	0.022	2100
16x31.5		3900	0.018	2350	2700	0.018	2350
16x35		4700	0.018	2550	3300	0.018	2550
18x35.5		5600	0.018	2800	3900	0.018	2800

Case size φDxL(mm)	Items	35			50		
		Capacitance (μF)	Impedance(Qmax) (20°C/100kHz)	Rated ripple current(mArms) (105°C/10k to 200kHz)	Capacitance (μF)	Impedance(Qmax) (20°C/100kHz)	Rated ripple current(mArms) (105°C/10k to 200kHz)
5x11		4.7	1.2	115	4.7	2.0	90
5x11		10	0.90	140	10	1.7	110
5x11		22	0.42	190	15	1.2	130
5x11		33	0.42	190	22	0.70	160
6.3x11		47	0.22	300	33	0.43	220
6.3x11		68	0.22	300	47	0.43	220
8x11.5		100	0.11	560	68	0.26	360
8x12.5		120	0.11	570	82	0.24	400
8x15		150	0.085	730	100	0.18	500
8x20	★1	220	0.069	800	150	0.16	650
10x12.5		220	0.085	800	120	0.16	550
10x16		270	0.062	1050	180	0.12	760
10x20		330	0.044	1250	270	0.088	950
10x22		470	0.039	1450	330	0.072	1000
12.5x20		680	0.038	1600	470	0.059	1200
12.5x25		1000	0.029	1800	560	0.045	1400
16x25		1500	0.022	2100	1000	0.039	1750
16x31.5		2200	0.018	2350	1200	0.025	2100
16x35	★1	2200	0.018	2550	1500	0.025	2300
18x35.5		2700	0.018	2800	1800	0.024	2400

Case size φDxL(mm)	Items	63			100		
		Capacitance (μF)	Impedance(Qmax) (20°C/100kHz)	Rated ripple current(mArms) (105°C/10k to 200kHz)	Capacitance (μF)	Impedance(Qmax) (20°C/100kHz)	Rated ripple current(mArms) (105°C/10k to 200kHz)
5x11		18	1.6	140	5.6	2.7	120
6.3x11		33	0.90	200	12	1.4	170
8x11.5		68	0.52	275	22	0.81	230
8x12.5	★1	68	0.47	300	★1 22	0.79	250
8x15		82	0.34	360	27	0.64	295
8x20	★1	120	0.21	510	★1 39	0.36	400
10x12.5		120	0.26	420	39	0.39	360
10x16		150	0.20	525	47	0.35	420
10x20		220	0.15	765	68	0.24	630
10x22		270	0.12	840	82	0.21	700
12.5x20		330	0.10	960	100	0.15	800
12.5x25		470	0.064	1200	150	0.11	920
16x25		680	0.052	1500	220	0.071	1100
16x31.5		1000	0.042	1750	330	0.049	1490
16x35		1200	0.036	1920	390	0.043	1630
18x35.5		1500	0.033	2000	470	0.038	1700

Please refer to page 15 for ripple current frequency coefficients.

★1 AXL ★2 AXS

Aluminum Electrolytic
Capacitors

- Radial Lead Type
- CE-BE
- CE-BD
- CE-BS
- CE-BSS
- CE-FE
- CE-LD
- CE-FSS
- CE-FS
- CE-FH
- CE-LH
- CE-AX
- CE-KX
- CE-GA
- CE-LS
- CE-ZX
- CE-ZC
- CE-LX
- CE-LL
- CE-LH(High Voltage)
- CE-PC
- CE-PH
- CE-PS
- CE-PF
- CE-TH
- CE-JX
- CE-NP
- CE-FN
- ME-SWB
- ME-UZ·SZ
- ME-UAX·SAX
- ME-SWG
- ME-HC
- ME-LS
- ME-CZ
- ME-CA
- ME-CX
- ME-AX
- ME-WX
- ME-WA
- ME-WL
- ME-WG
- ME-FX
- ME-FH
- ME-PX
- ME-HPC·HPD
- ME-FC·FD
- ME-SWN
- ME-HWN