



# ABS206~ABS210

## MICRO SURFACE MOUNT GLASS PASSIVATED SINGLE-PHASE BRIDGE RECTIFIER

**VOLTAGE** 600~1000 Volt **CURRENT** 2 Amper

**MICRO DIP / TDI** Unit : inch(mm)



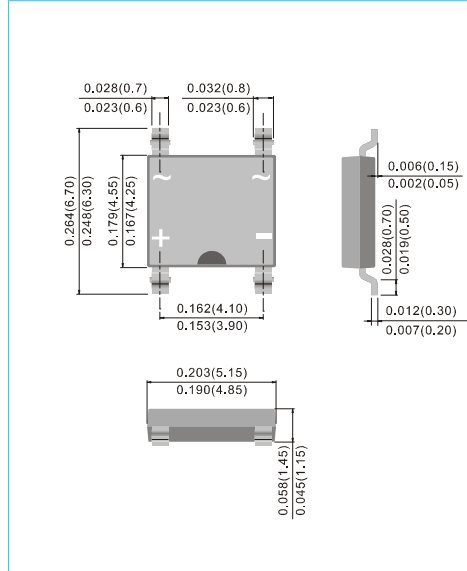
Recognized File #E139973

### FEATURES

- Glass Passivated Chip Junction
- Ideally Suited for Automatic Assembly
- Save Space On Printed Circuit Boards
- Ultra Thin Profile Package for Space Constrained Utilization
- Low Forward Voltage Drop
- Surge Overload Rating to 30A peak
- Plastic Material : UL Flammability Classification Rating 94V-0
- Lead free in compliance with EU RoHS 2011/65/EU directive
- Green molding compound as per IEC61249 Std. . (Halogen Free)

### MECHANICAL DATA

- Case : TDI, Plastic
- Terminals : Solderable per MIL-STD-750, Method 2026
- Polarity : As Marked on case
- Marking : Part number
- Weight : 0.003 ounces, 0.09 grams (Approx.)



### ABSOLUTE MAXIMUM RATINGS (If not specified T<sub>A</sub>=25°C)

PARAMETERSYMBOL		ABS206	ABS208	ABS210	UNIT
Maximum Recurrent Peak Reverse Voltage	V <sub>RRM</sub>	600	800	1000	V
Maximum RMS Voltage	V <sub>RMS</sub>	420	560	700	V
Maximum DC Blocking Voltage	V <sub>DC</sub>	600	800	1000	V
Average Rectified Forward Current (Note 1)	I <sub>O</sub>	2			A
Peak Surge Forward Current (Note 2)	I <sub>FSM</sub>	50			A
I <sup>2</sup> t Rating for fusing (t<8.3ms)	I <sup>2</sup> t	10.37			A <sup>2</sup> S
Operating Junction Temperature	T <sub>J</sub>	150			°C
Storage Temperature	T <sub>STG</sub>	-55 to +150			°C

#### NOTE:

1. 60Hz sine wave,R-load,On FR-4 P.C.B.
2. 60Hz sine wave,Non-repetitive 1cycle peak value.



# ABS206~ABS210

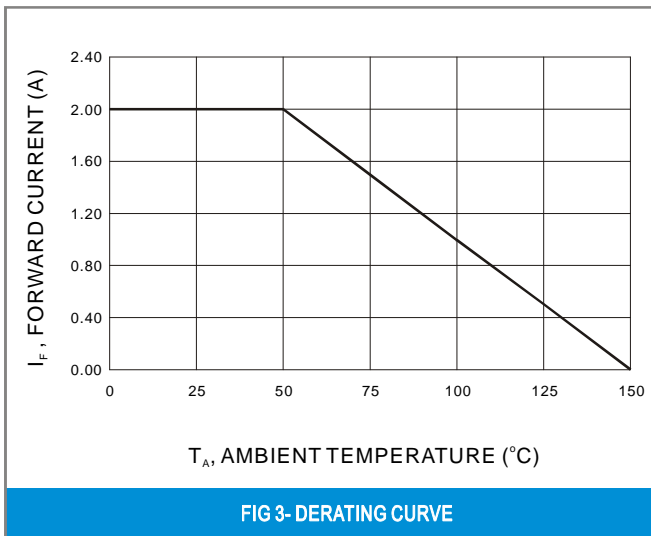
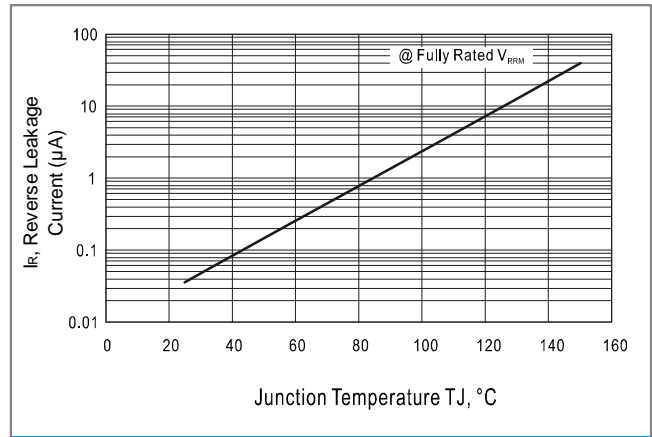
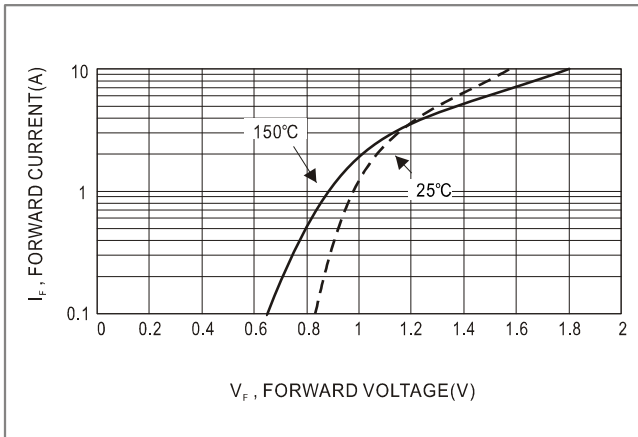
## ELECTRICAL CHARACTERISTICS (If not specified $T_A=25^\circ\text{C}$ )

PARAMETER	SYMBOL	CONDITIONS	MAX.	UNIT
Forward Voltage	$V_F$	$I_F=1\text{A}$ , Pulse measurement, Rating of per diode	1	V
Reverse Current	$I_R$	At $V_{RRM}$ , Pulse measurement, Rating of per diode	10	$\mu\text{A}$
Typical Junction capacitance	$C_J$	$V_R=4\text{V}$ , $f=1\text{MHz}$	10	pF
Thermal Resistance	$R_{\theta JC}$	Junction to case (Note 1)	30	$^\circ\text{C/W}$
	$R_{\theta JA}$	Junction to ambient (Note 1)	95	

**NOTE:**

1. Mounted on  $48\text{cm}^2$  FR-4 PCB.

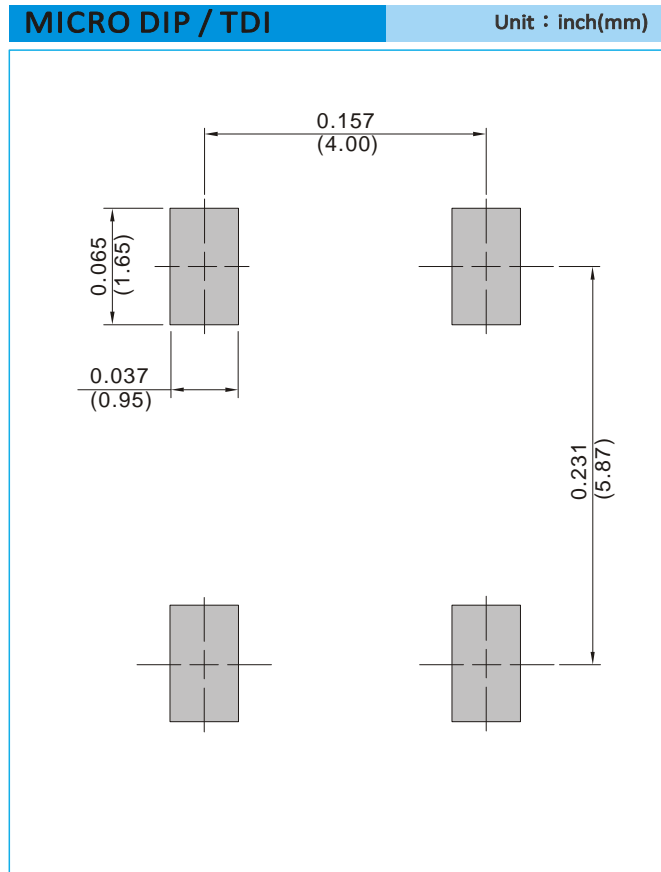
### RATING AND CHARACTERISTIC CURVES





# ABS206~ABS210

## MOUNTING PAD LAYOUT



## ORDER INFORMATION

- Packing information  
T/R - 5K per 13" plastic Reel