

SPECIFICATION FOR APPROVAL

产品规格书

DESCRIPTION : SMD BUZZER
PART NO. : KLJ-1102
USER' S PART NO. :
DATE : 2009. 02. 23
CUSTOMER APPROVED :

Approved By	Checked By	Made By

常州市凯丽金电子有限公司

CHANGZHOU KELIKING ELECTRONICS CO., LTD

地址：常州市新北区天安工业园.

电话：0519-88671999-801

手机：13656128000

E-Mail:866@kailijin.cn

[Http://www.kailijin.cn](http://www.kailijin.cn)

MSN:kailijin.msn.cn

KLJ-1102

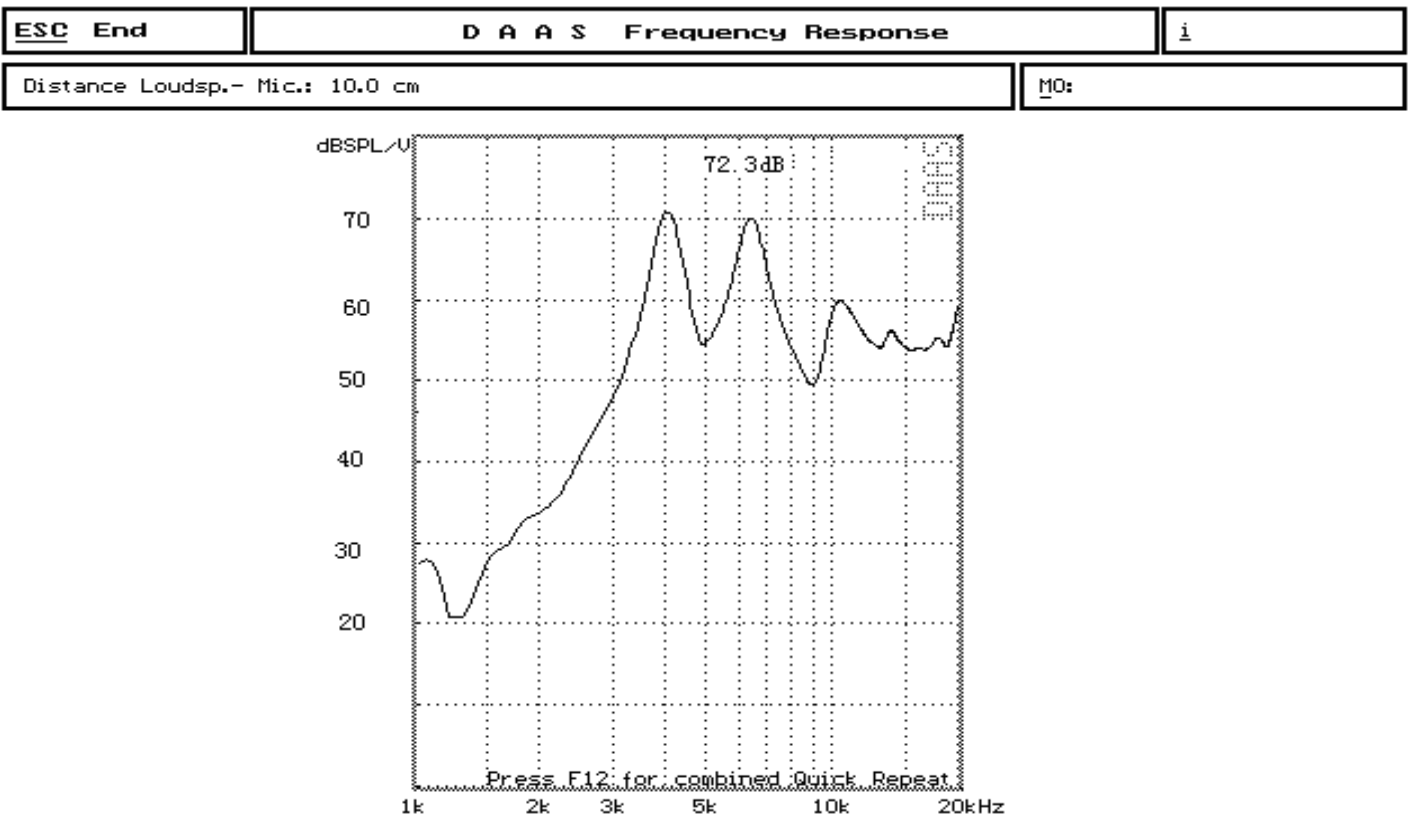
DATE:2009.02.23

1 . Electrical Characteristics

VER :0

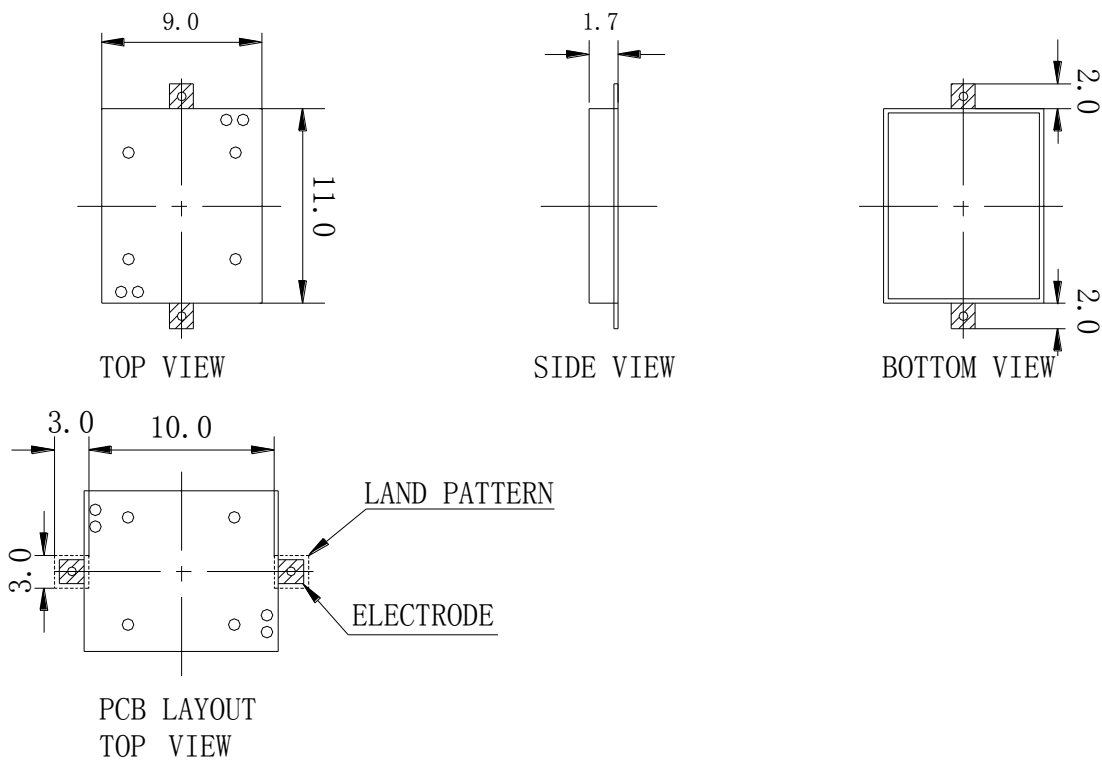
Operating Voltage	Max25Vp-p
Current Consumption	Max 3.5mA at 5Vp-p/Square Wave/4.1KHz
Sound Pressure Level	Min 70dB at 10cm/ 5Vp-p/Square Wave/4.1KHz
Electrostatic Capacity	12000±30%pF at 1 KHz/1V
Operating Temperature (°C)	-20~ +70
Storage Temperature (°C)	-30 ~ +80
Dimension	L11.0×W9.0×H1.7mm

2 . Typical Frequency Response Curve



3 . Dimensions and Material

3-1 Shape



Unit: mm Tol: ± 0.5

3-2 Material

Housing	LCP plastic resin (Color : White)
Terminal	SMD Type
Weight (Gram)	0.3

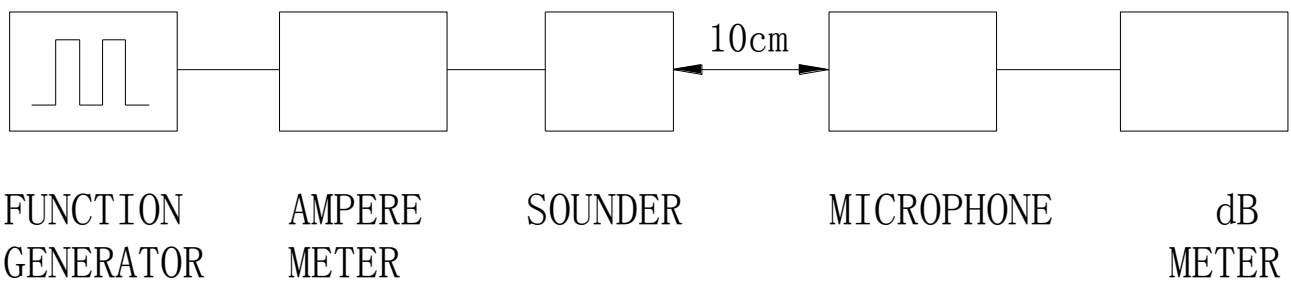
4. TESTING METHOD

- **Standard Measurement conditions**

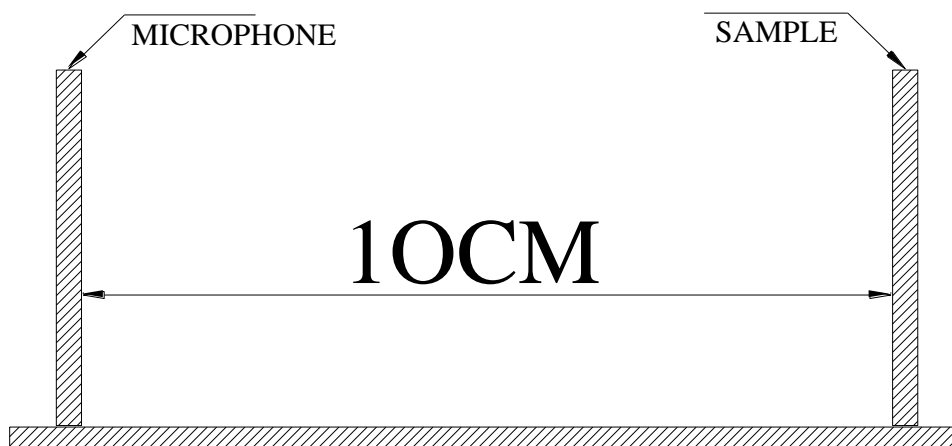
Temperature: $25 \pm 2^\circ\text{C}$ Humidity: 45-60%

- **Acoustic Characteristics**

The oscillation frequency, current consumption and sound pressure are measured by the measuring instruments shown below.



In the measuring test, buzzer is placed as follows:



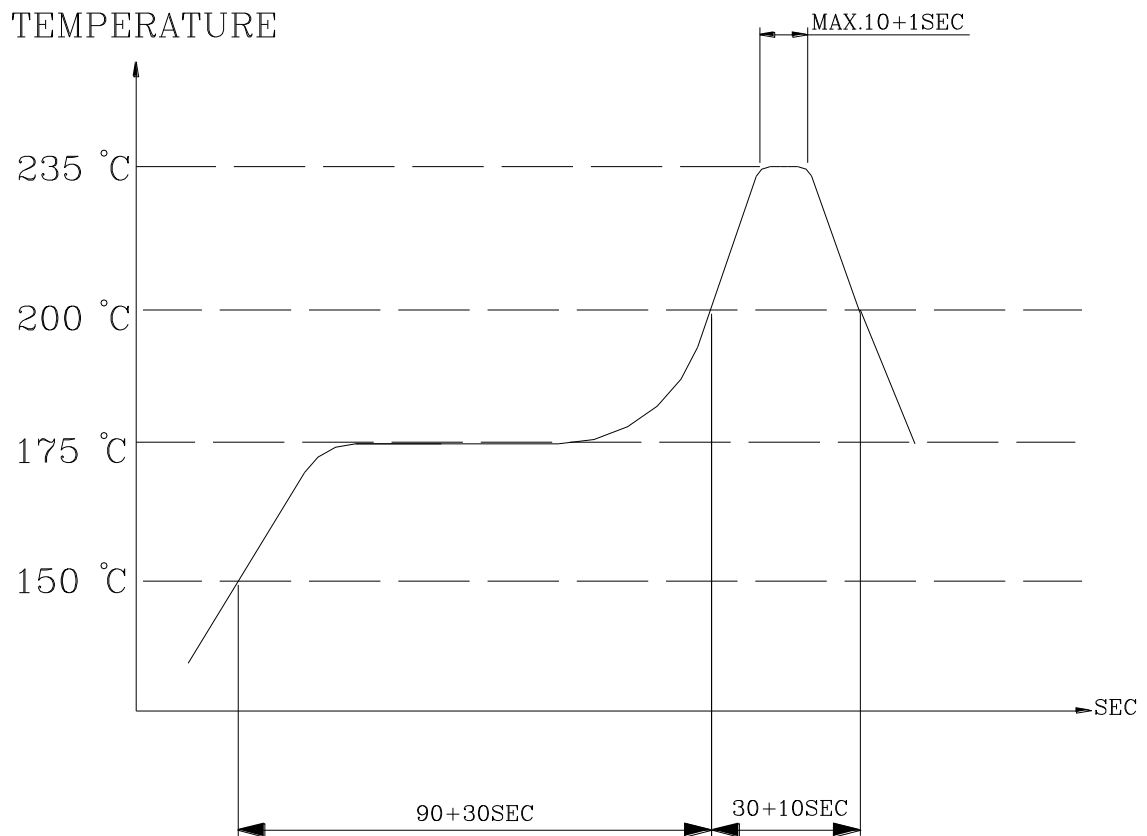
5. RELIABILITY

ITEMS	METHOD OF TEST AND MEASUREMENTS	PERFORMANCE
<i>Coldness withstanding</i>	<i>After 98 hours of being exposed to -30 °C environment, should be returned to normal environment for 2 hours, then re-proceed to test.</i>	<i>No abnormality shall exist</i>
<i>Hotness withstanding</i>	<i>After 98 hours of being exposed to +100 °C environment, should be returned to normal environment for 2 hours, then re-proceed to test.</i>	<i>No abnormality shall exist</i>
<i>Humidity withstanding</i>	<i>After 98 hours of being exposed to 40 °C 95%RH environment in actual operation, should be returned to normal environment for 2 hours, then re-proceed to test.</i>	<i>No abnormality shall exist</i>
<i>Durability</i>	<i>Testing after 1,000 hours actual continuous operation.(at standard measurement conditions)</i>	<i>No abnormality shall exist</i>
<i>Drop withstanding</i>	<i>A natural drop from 75cm high down to the ground.</i>	<i>No abnormality shall exist</i>
<i>Vibration withstanding</i>	<i>Vibration of 2,000 cycles per minute, 2mm amplitude, applied in X, Y and Z directions for 30 minutes each.</i>	<i>No abnormality shall exist</i>

6. Soldering Condition

(1) Recommendable reflow soldering condition is as follows
(Reflow soldering is twice)

Note: It is requested that reflow soldering should be executed after heat of product goes down to normal.



Heat resistant line

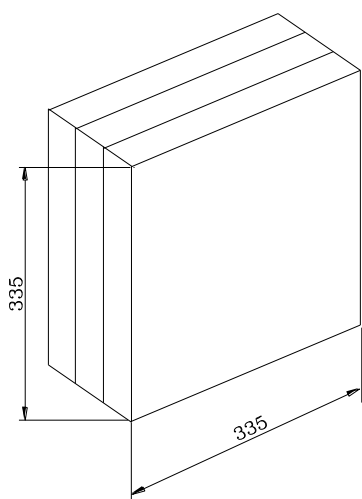
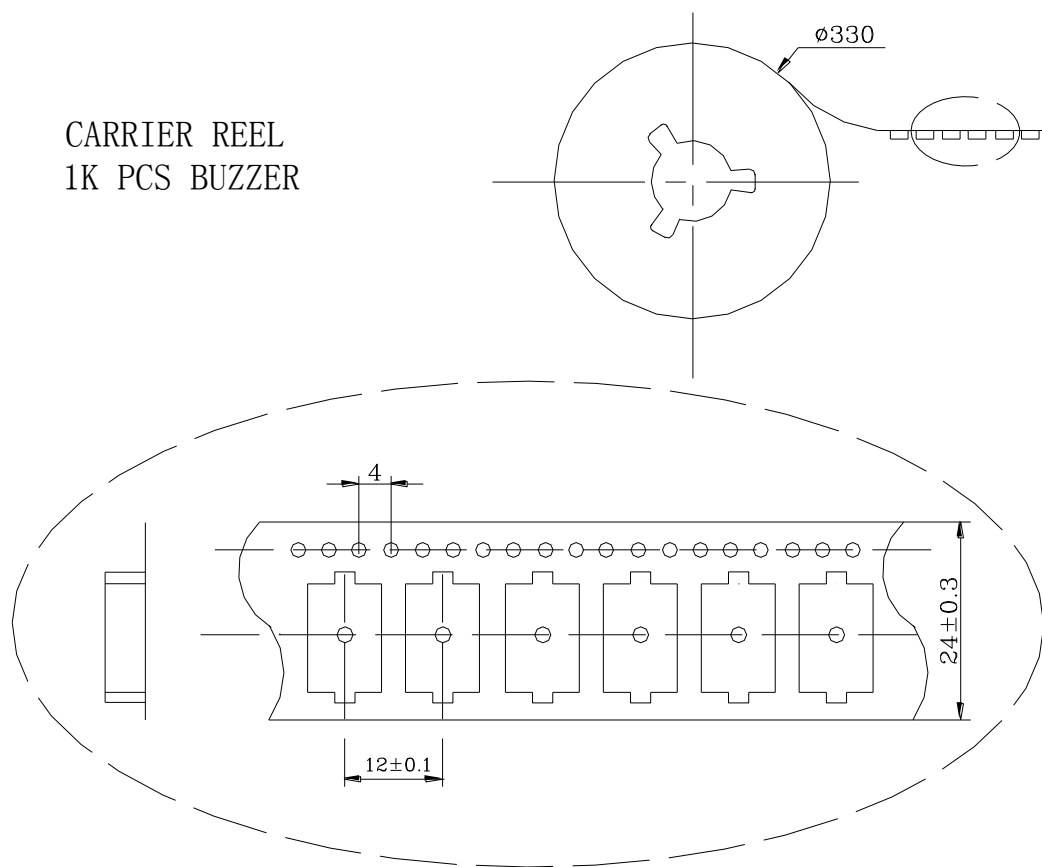
(Used when heat resistant reliability test is performed)

(2) Manual soldering

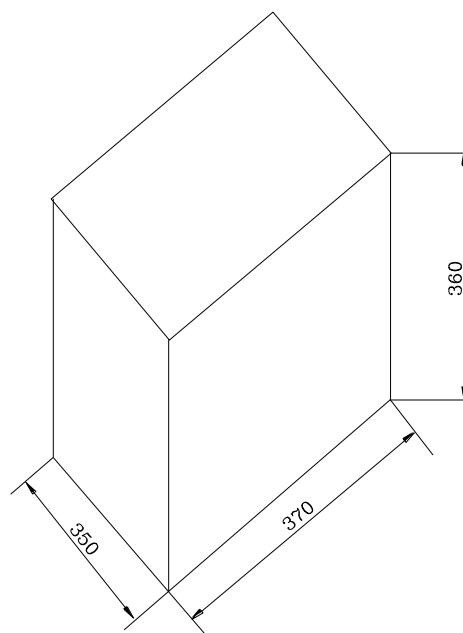
Manual soldering temperature 350 C within 10 sec.

8. PACKAGE METHOD

CARRIER REEL
1K PCS BUZZER



INNER BOX
1 ROLL CARRIER REEL



CARTON BOX
10 INNER BOX
10K PCS BUZZER

Unit:mm