

SMD Power Inductor CDRH5D28RB/H125



Halogen Free



Description

- Ferrite drum core construction.
- Magnetically shielded.
- L × W × H: 6.5 × 6.2 × 3.0 mm Max.
- Product weight: 0.35g(Ref.)
- Moisture Sensitivity Level: 1
- RoHS compliance.
- Halogen Free available.
- Qualification to AEC-Q200.

Environmental Data

- Operating temperature range: -40°C ~ +125°C (including coil's self temperature rise)
- Storage temperature range: -40°C ~ +125°C
- Solder reflow temperature: 260 °C peak.

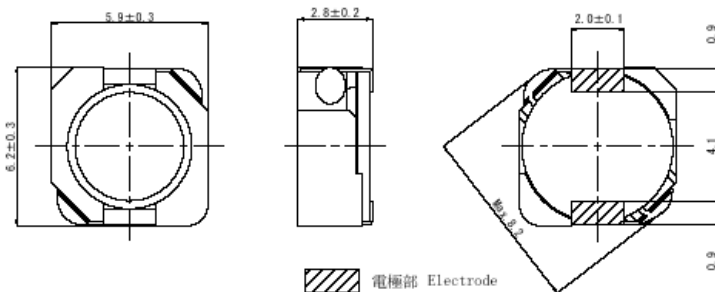
Packaging

- Carrier tape and reel packaging
- 13.0" diameter reel
- 2000pcs per reel

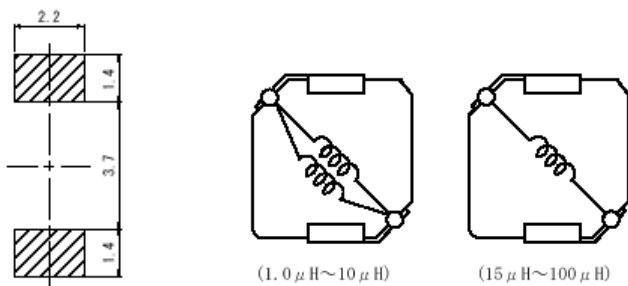
Applications

- Automotive and other high temperature, high reliability application.


Dimension - [mm]



Land pattern and Schematics - [mm]



SMD Power Inductor CDRH5D28RB/H125



Electrical Characteristics

Part No.	Stamp	Inductance [μ H] 100kHz	D.C.R. (m Ω) [Max.] (at 20°C)	Saturation current (A) ※1		Temperature rise current (A)※2
				(at20°C)	(at125°C) Typ.	
CDRH5D28RBH125NP-1R0PC	1R0	1.0 \pm 25%	17.0(13.5)	7.10	5.60	4.10
CDRH5D28RBH125NP-1R4PC	1R4	1.4 \pm 25%	20.0(16.0)	6.50	5.10	3.60
CDRH5D28RBH125NP-1R8PC	1R8	1.8 \pm 25%	22.5(18.0)	5.70	4.30	3.40
CDRH5D28RBH125NP-2R4PC	2R4	2.4 \pm 25%	27.0(21.5)	5.30	4.00	3.20
CDRH5D28RBH125NP-3R3PC	3R3	3.3 \pm 25%	35.5(28.5)	4.30	3.40	2.72
CDRH5D28RBH125NP-4R7PC	4R7	4.7 \pm 25%	54.0(43.0)	3.70	2.89	2.20
CDRH5D28RBH125NP-6R8PC	6R8	6.8 \pm 25%	77.5(62.0)	3.08	2.44	1.80
CDRH5D28RBH125NP-100MC	100	10 \pm 20%	121(97.0)	2.46	1.93	1.40
CDRH5D28RBH125NP-150MC	150	15 \pm 20%	148(118)	2.08	1.63	1.24
CDRH5D28RBH125NP-220MC	220	22 \pm 20%	266(213)	1.70	1.33	0.90
CDRH5D28RBH125NP-330MC	330	33 \pm 20%	334(267)	1.41	1.12	0.80
CDRH5D28RBH125NP-470MC	470	47 \pm 20%	500(400)	1.16	0.91	0.64
CDRH5D28RBH125NP-680MC	680	68 \pm 20%	685(548)	0.95	0.74	0.54
CDRH5D28RBH125NP-101MC	101	100 \pm 20%	1020(815)	0.80	0.62	0.46

※1. Saturation current: The value of D.C. current when the inductance decreases to 65% of its nominal value.

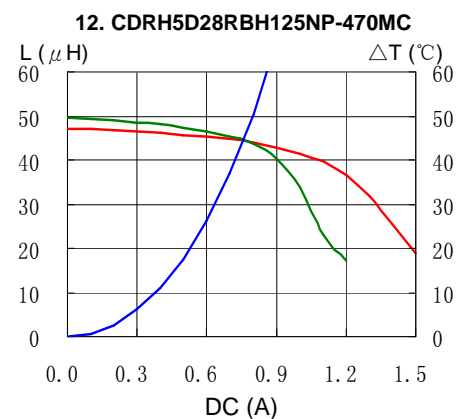
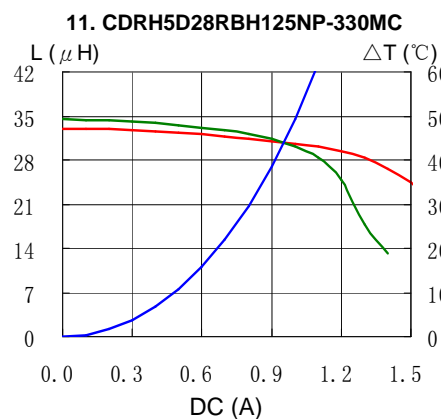
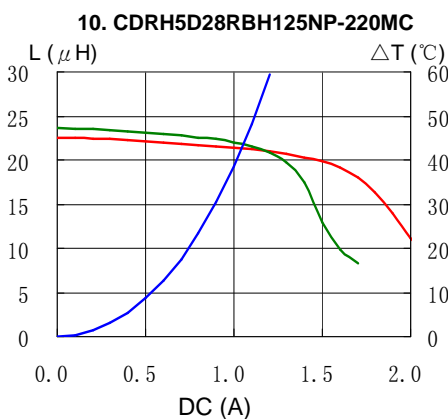
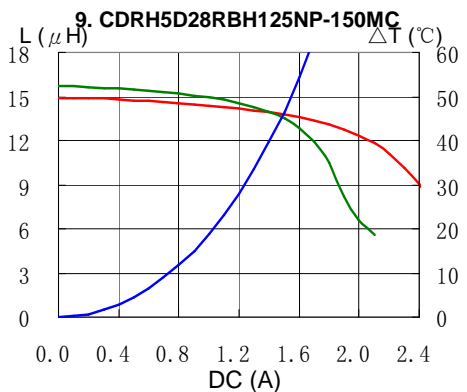
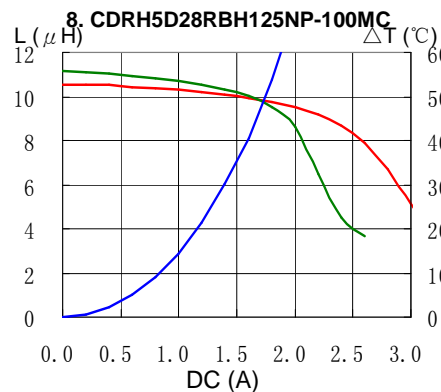
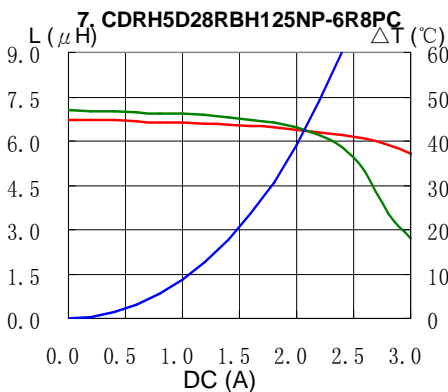
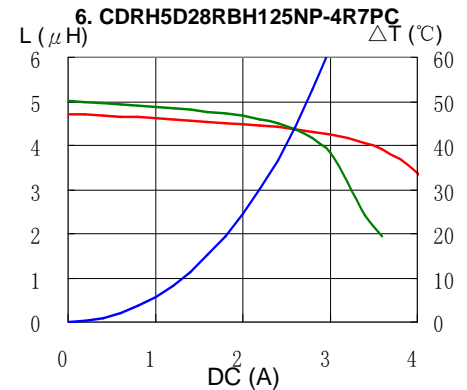
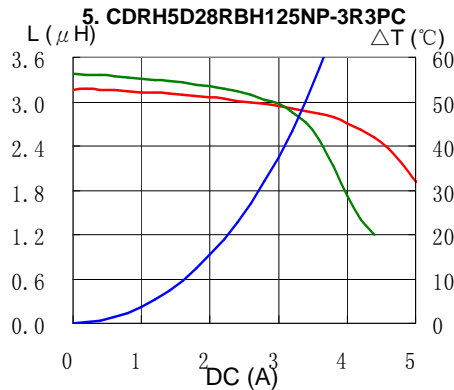
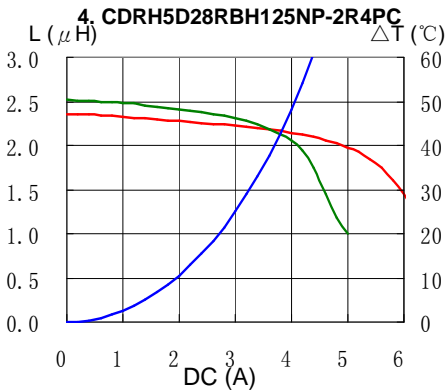
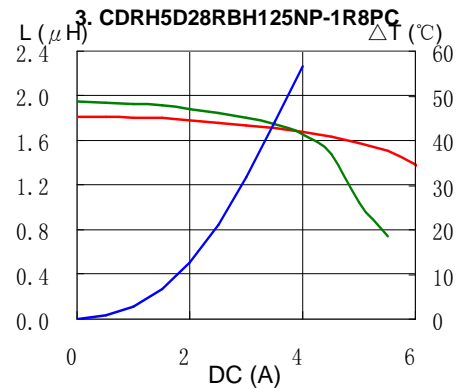
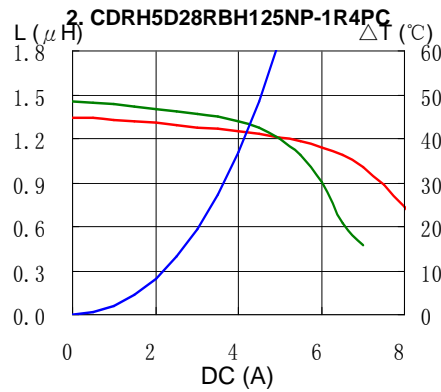
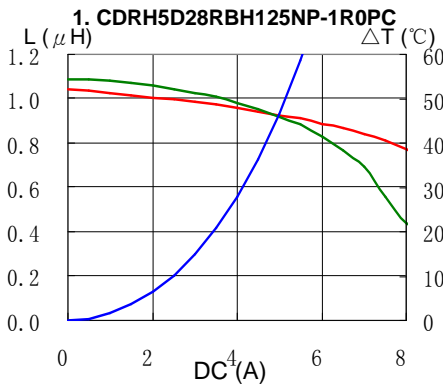
※2. Temperature rise current: The value of D.C. current when the temperature rise is $\Delta t=40^{\circ}\text{C}$ ($T_a=20^{\circ}\text{C}$).

SMD Power Inductor CDRH5D28RB/H125



Saturation Current & Temperature Rise Graph

— L (20°C) — L (125°C) — ΔT

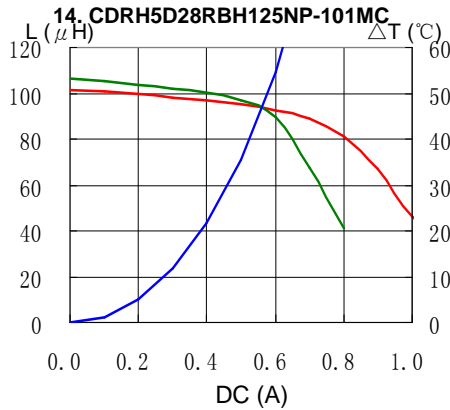
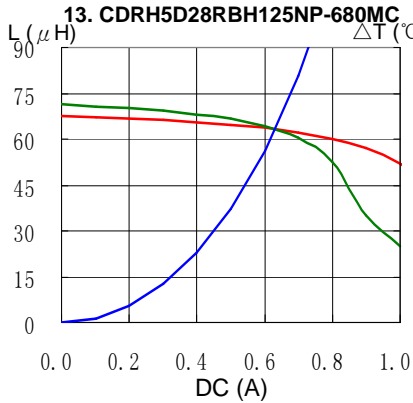


SMD Power Inductor CDRH5D28RB/H125

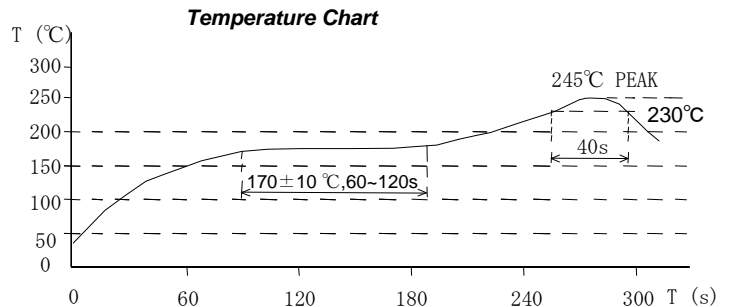
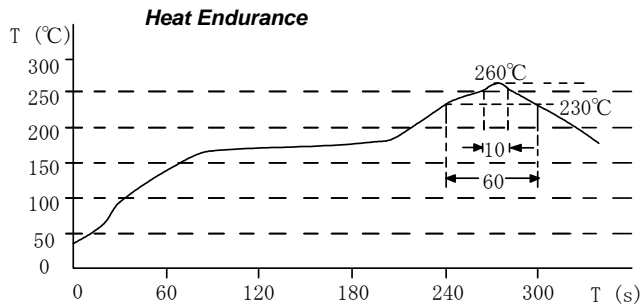


Saturation Current & Temperature Rise Graph

— L (20°C) — L (125°C) — ΔT



Solder Reflow Condition



Please refer to the sales offices on our website - <http://www.sumida.com>

Hong Kong
Tel.+852-2880-6781
FAX.+852-2565-9600
sales@hk.sumida.com

Saitama(Japan)
Tel.+81-48-691-7300
FAX.+81-48-691-7340
sales@jp.sumida.com

Chicago
Tel.+1-847-545-6700
FAX. +1-847-545-6720
sales@us.sumida.com

Shanghai
Tel.+86-21-5836-3299
FAX.+86-21-5836-3266
shanghai.sales@cn.sumida.com

Seoul
Tel.+82-2-6237-0777
FAX.+82-2-6237-0778
sales@kr.sumida.com

Oberzell
Tel.+49-8591-937-0
FAX. +49-8591-937-103
contact@eu.sumida.com

Shenzhen
Tel.+86-755-8291-0228
FAX.+86-755-8291-0338
shenzhen.sales@cn.sumida.com

Singapore
Tel.+65-6296-3388
FAX.+65-6841-4426
sales@sg.sumida.com

Neumarkt
Tel.+49-9181-4509-110
FAX. +49-9181-4509-310
infocomp@eu.sumida.com

Taipei
Tel.+886-2-8751-2737
FAX.+886-2-8751-2738
sales@tw.sumida.com

San Jose
Tel.+1-408-321-9660
FAX.+1-408-321-9308
sales@us.sumida.com