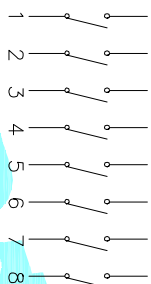
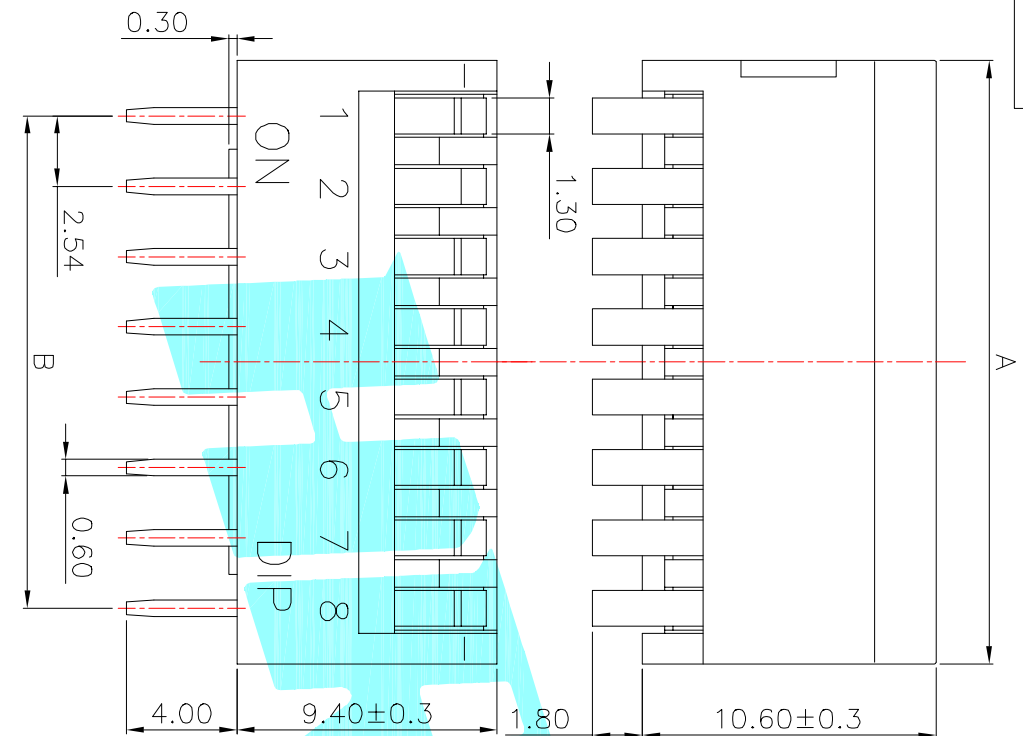
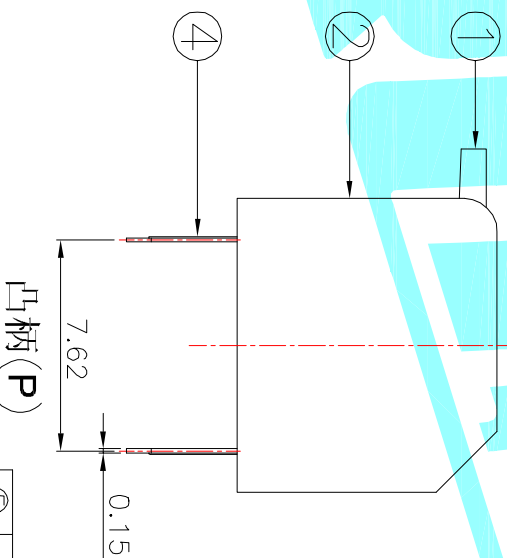


NOTE:

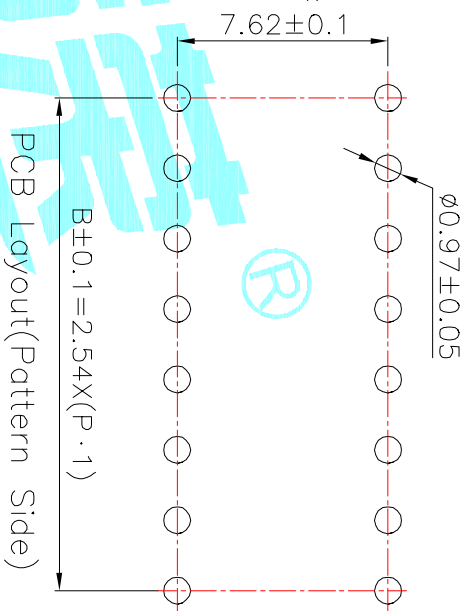
1. Rating: 24V 25mA DC
2. Insulation Resistance: ≥ 100 M Ω
3. Withstand voltage: AC 500V 1Minute
4. Operating Force Range: 400gf Max
5. Mechanical Life: 3,000 Cycles
6. Operating Temperature range $-20^{\circ}\sim +70^{\circ}\text{C}$
7. Ambient Humidity used: $\leq 85\%$ RH



Circuit Diagram



凸柄(P)



PCB Layout (Pattern Side)

Position(位数)	2P	3P	4P	5P	6P	7P	8P	9P	10P	12P
DIM.A(长度)	6.54	9.08	11.62	14.16	16.70	19.24	21.78	24.32	26.86	31.94
DIM.B(高度)	2.54	5.08	7.62	10.16	12.70	15.24	17.78	20.32	22.86	27.94

PART NO.	凸柄(P)	短柄(S)	盖字/颜色(H)	盖字/颜色(B)
DP-02RP	DP-03RS	DP-04RP	DP-05RS	DP-06BS
DP-02RS	DP-03RP	DP-04RS	DP-05RP	DP-06BS
DP-02BP	DP-03BP	DP-04BP	DP-05BP	DP-06BS
DP-02BS	DP-03BS	DP-04BS	DP-05BS	DP-06BS

ITEM	PART NAME	TER'NO.	QTY.	MATERIAL	FINISHING	REMARK
⑤	Gum Water	---	---	Epoite	Block	---
④	Terminal	---	---	Phosphor bronze	Au Plating	---
③	Base	---	1	PBT	Black	---
②	Cover	---	1	PBT	Red/Blue	---
①	Keystoke	---	1	PBT	White	---

短柄(S)

ECN NO.	REV.	DATE.	DESCRIPTION.	CHANGE.	CHECK.	APPRO.
	A		NEW			

APPROVALS	CHECKED	DATE	TOLERANCES ARE	ANGLE	UNIT: mm	SCALE: 1:1	SHEET 1 OF 1
J.X.Zhong		2013/11/8	30~0.15 10~0.30 5~0.10 ~5	±0.30 ±0.20 ±0.15 ±0.10	±2'		

ELECTRONICS CO.,LTD



MULTIFUNCTIONAL SWITCHES

PART NO. DP-□□□□

PROJ. SHEET 1 OF 1