


# Wire Wound Chip Common Mode Choke Coil – SDCW-S Series

Operating Temp. : -40°C~+85°C



## FEATURES

- Prevention of common mode noise at high frequency
- 20Ω~1400Ω are optional for different noise level and signal frequency
- Excellent solderability

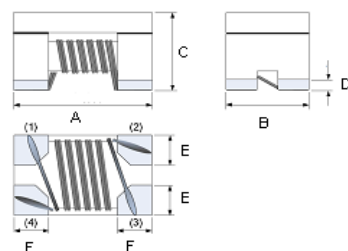
## APPLICATIONS

- USB2.0 of IEEE1394, PC, peripheral equipments, small digital AV equipments, etc.
- LVDS lines of Note PC, LCD
- Audio lines

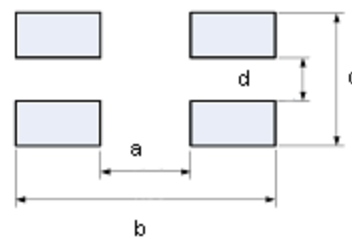
## PRODUCT IDENTIFICATION

<b>SDCW</b> ①	<b>1608</b> ②	<b>S</b> ③	<b>-2</b> ④	<b>-900</b> ⑤	<b>T</b> ⑥	<b>F</b> ⑦																								
<table border="1"> <tr><td colspan="2">分类 Type</td></tr> <tr><td>SDCW</td><td>绕线式片式共模扼流器 Winding Type Common Mode Choke Coil</td></tr> </table>		分类 Type		SDCW	绕线式片式共模扼流器 Winding Type Common Mode Choke Coil	<table border="1"> <tr><td colspan="2">外形尺寸(L×W) (mm) External Dimensions (L×W) (mm)</td></tr> <tr><td>1210[0504]</td><td>1.2×1.0</td></tr> <tr><td>1608[0603]</td><td>1.6×0.8</td></tr> <tr><td>2520[1008]</td><td>2.5×2.0</td></tr> <tr><td>3225[1210]</td><td>3.2×2.5</td></tr> <tr><td>4532[1812]</td><td>4.5×3.2</td></tr> </table>		外形尺寸(L×W) (mm) External Dimensions (L×W) (mm)		1210[0504]	1.2×1.0	1608[0603]	1.6×0.8	2520[1008]	2.5×2.0	3225[1210]	3.2×2.5	4532[1812]	4.5×3.2	<table border="1"> <tr><td colspan="2">类型 Code</td></tr> <tr><td>S</td><td>标准 Standard</td></tr> <tr><td>L</td><td>大电流 For larger current</td></tr> </table>			类型 Code		S	标准 Standard	L	大电流 For larger current		
分类 Type																														
SDCW	绕线式片式共模扼流器 Winding Type Common Mode Choke Coil																													
外形尺寸(L×W) (mm) External Dimensions (L×W) (mm)																														
1210[0504]	1.2×1.0																													
1608[0603]	1.6×0.8																													
2520[1008]	2.5×2.0																													
3225[1210]	3.2×2.5																													
4532[1812]	4.5×3.2																													
类型 Code																														
S	标准 Standard																													
L	大电流 For larger current																													
<table border="1"> <tr><td>④</td><td>引线数 Number of Lines</td></tr> <tr><td colspan="2" style="text-align: center;">2</td></tr> </table>		④	引线数 Number of Lines	2		<table border="1"> <tr><td colspan="2">⑤</td><td colspan="2">阻抗 Impedance</td></tr> <tr><td>Example</td><td></td><td colspan="2">Nominal Value</td></tr> <tr><td>900</td><td></td><td colspan="2">90Ω</td></tr> </table>			⑤		阻抗 Impedance		Example		Nominal Value		900		90Ω		<table border="1"> <tr><td colspan="2">⑦</td><td colspan="2">无有害物质产品 Hazardous Substance Free Products</td></tr> <tr><td colspan="2"></td><td colspan="2" style="text-align: center;">F</td></tr> </table>		⑦		无有害物质产品 Hazardous Substance Free Products				F	
④	引线数 Number of Lines																													
2																														
⑤		阻抗 Impedance																												
Example		Nominal Value																												
900		90Ω																												
⑦		无有害物质产品 Hazardous Substance Free Products																												
		F																												
<table border="1"> <tr><td colspan="2">⑥</td><td colspan="2">包装 Packing</td></tr> <tr><td>T</td><td></td><td colspan="2">编带 Tape &amp; Reel</td></tr> </table>		⑥		包装 Packing		T		编带 Tape & Reel																						
⑥		包装 Packing																												
T		编带 Tape & Reel																												

## SHAPE AND DIMENSIONS



### Recommended Land Pattern



Unit: mm

Series	A	B	C	D Max.	E Typ.	F Typ.	a Typ.	b Typ.	c Typ.	d Typ.
SDCW1210	1.2±0.2	1.0±0.2	0.8±0.1	0.10	0.36	0.33	0.50	1.55	1.00	0.30
SDCW1608	1.6±0.1	0.8±0.1	1.1±0.1	0.10	0.25	0.33	0.73	1.89	0.85	0.25
SDCW2520	2.5±0.2	2.0±0.2	1.2±0.2	0.20	0.60	0.45	1.20	3.20	2.00	0.60
SDCW3225	3.2±0.2	2.5±0.2	1.8±0.2	0.30	0.80	0.60	2.20	4.00	2.50	0.90
SDCW4532	4.5±0.2	3.2±0.2	2.8±0.2	0.50	1.10	0.80	2.70	5.10	3.20	1.00

## SPECIFICATIONS

### SDCW1210S TYPE

Part Number	Common Mode Impedance @100MHz	Max. DC Resistance	Max. Rated Current	Rated Voltage	Min. Insulation Resistance
Units	$\Omega$	$\Omega$	mA	Volts	M $\Omega$
Symbol	Z	DCR	I <sub>r</sub>	V <sub>DC</sub>	IR
SDCW1210S-2-200TF	20±25%	0.15	500	20	10
SDCW1210S-2-350TF	35±25%	0.18	430	20	10
SDCW1210S-2-600TF	60±25%	0.30	400	20	10
SDCW1210S-2-900TF	90±25%	0.30	400	20	10
SDCW1210S-2-161TF	160±25%	0.40	260	20	10
SDCW1210S-2-201TF	200±25%	0.40	250	20	10
SDCW1210S-2-361TF	360±25%	0.55	250	20	10

### SDCW1608S TYPE

Part Number	Common Mode Impedance @100MHz	Max. DC Resistance	Max. Rated Current	Rated Voltage	Min. Insulation Resistance
Units	$\Omega$	$\Omega$	mA	Volts	M $\Omega$
Symbol	Z	DCR	I <sub>r</sub>	V <sub>DC</sub>	IR
SDCW1608S-2-250TF	25±25%	0.10	500	20	10
SDCW1608S-2-600TF	60±25%	0.20	350	20	10
SDCW1608S-2-900TF	90±25%	0.25	300	20	10
SDCW1608S-2-141TF	140±25%	0.25	300	20	10
SDCW1608S-2-221TF	220±25%	0.25	300	20	10

### SDCW2520S TYPE

Part Number	Common Mode Impedance @100MHz	Max. DC Resistance	Max. Rated Current	Rated Voltage	Min. Insulation Resistance
Units	$\Omega$	$\Omega$	mA	Volts	M $\Omega$
Symbol	Z	DCR	I <sub>r</sub>	V <sub>DC</sub>	IR
SDCW2520S-2-301TF	300±25%	0.25	400	50	10
SDCW2520S-2-451TF	450±25%	0.30	350	50	10
SDCW2520S-2-601TF	600±25%	0.38	330	50	10
SDCW2520S-2-102TF	1000±25%	0.50	240	50	10

### SDCW3225S TYPE

Part Number	Common Mode Impedance @100MHz	Max. DC Resistance	Max. Rated Current	Rated Voltage	Min. Insulation Resistance
Units	$\Omega$	$\Omega$	mA	Volts	M $\Omega$
Symbol	Z	DCR	I <sub>r</sub>	V <sub>DC</sub>	IR
SDCW3225S-2-800TF	80±25%	0.12	640	50	10
SDCW3225S-2-161TF	160±25%	0.15	480	50	10
SDCW3225S-2-271TF	270±25%	0.25	450	50	10
SDCW3225S-2-102TF	1000±25%	0.35	350	50	10
SDCW3225L-2-601TF	600±25%	0.12	1000	50	10

### SDCW4532S TYPE

Part Number	Common Mode Impedance @100MHz	Max. DC Resistance	Max. Rated Current	Rated Voltage	Min. Insulation Resistance
Units	$\Omega$	$\Omega$	mA	Volts	M $\Omega$
Symbol	Z	DCR	I <sub>r</sub>	V <sub>DC</sub>	IR
SDCW4532S-2-331TF	330±25%	0.11	1100	50	10
SDCW4532S-2-601TF	600±25%	0.12	1000	50	10
SDCW4532S-2-801TF	800±25%	0.16	900	50	10



Specifications subject to change without notice. Please check our website for latest information. Revised 2017/05/02

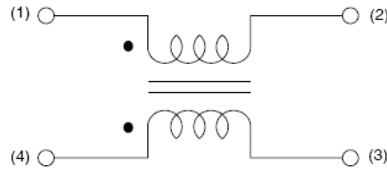
# SPECIFICATIONS

## SDCW4532S TYPE

Part Number	Common Mode Impedance @100MHz	Max. DC Resistance	Max. Rated Current	Rated Voltage	Min. Insulation Resistance
Units	$\Omega$	$\Omega$	mA	Volts	M $\Omega$
Symbol	Z	DCR	I <sub>r</sub>	V <sub>DC</sub>	IR
SDCW4532S-2-102TF	1000±25%	0.18	800	50	10
SDCW4532S-2-142TF	1400±25%	0.20	700	50	10

※: Products with other electrical characteristics can be provided upon customer's request. Please contact your local sales.

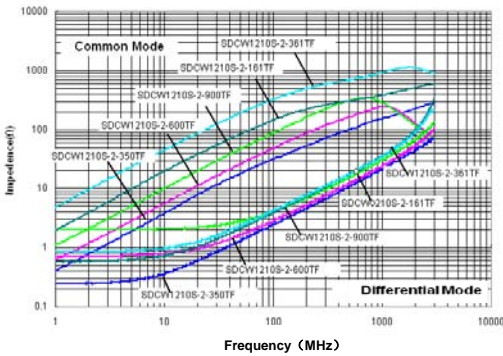
## EQUIVALENT CIRCUIT



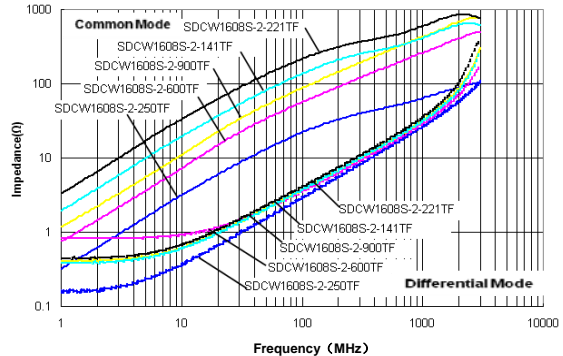
## TYPICAL ELECTRICAL CHARACTERISTICS

Impedance vs. Frequency

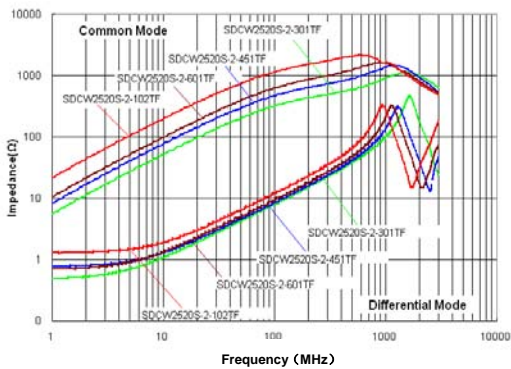
SDCW1210S TYPE



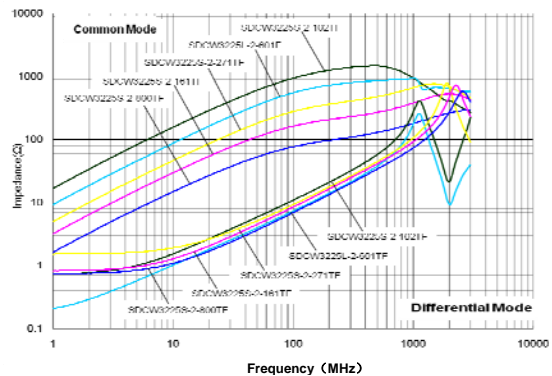
SDCW1608S TYPE



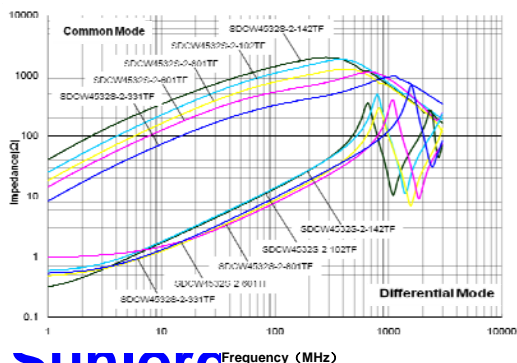
SDCW2520S TYPE



SDCW3225S TYPE



SDCW4532S TYPE



Impedance (Ω)

Specifications subject to change without notice. Please check our website for latest information. Revised 2017/05/02