

SMD Power Inductor

CDRH40D28/T125



Description

- Ferrite drum core construction.
- Magnetically shielded.
- LxWxH:4.5x4.5x3.0mm Max.
- Product weight:0.13 g (Ref.)
- Moisture Sensitivity Level: 1



Environmental Data

- Operating temperature range: -40°C~+125°C (including coil's self temperature rise)
- Storage condition of before PCB mounting : Ta:5~40°C、RH:20~70%

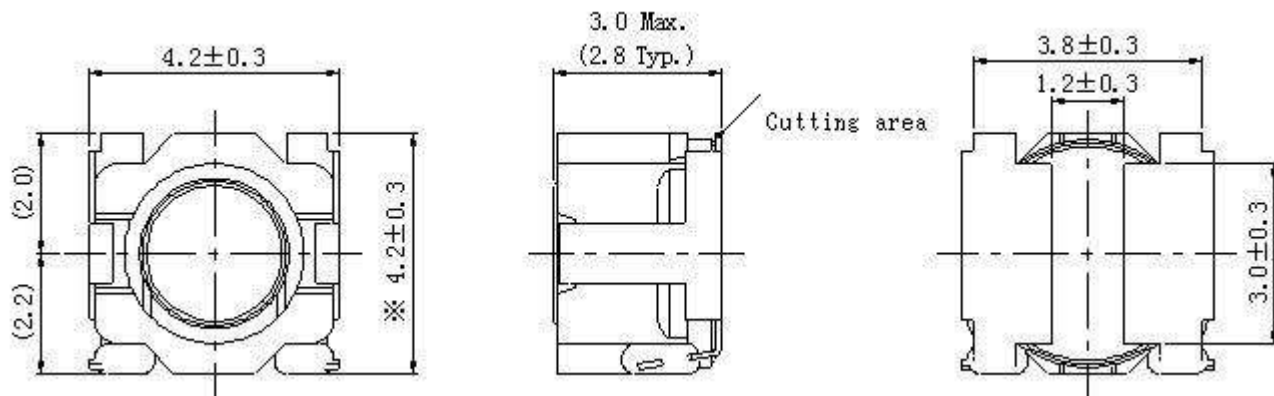
Packaging

- Carrier tape and reel packaging.
- 13.0" diameter reel. 2000pcs per reel.

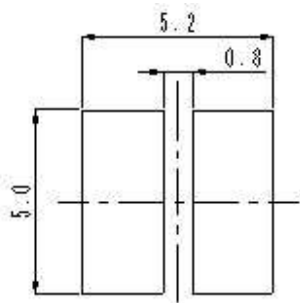
Applications

- Automotive application and other high temperature,high reliability application type withstand up to 125°C.

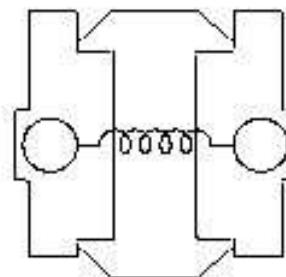
Dimension - [mm]



Recommended Land pattern - [mm]



Wire Connection



SMD Power Inductor

CDRH40D28/T125



Electrical Characteristics

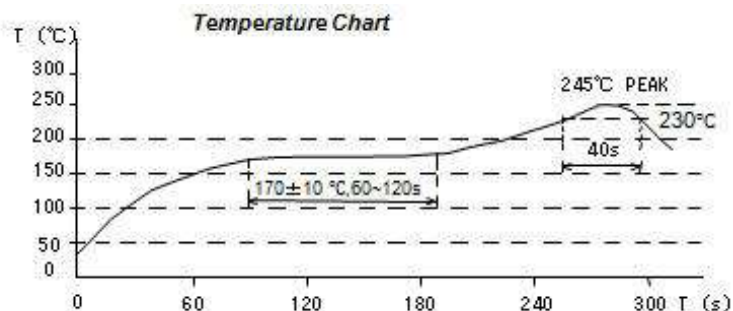
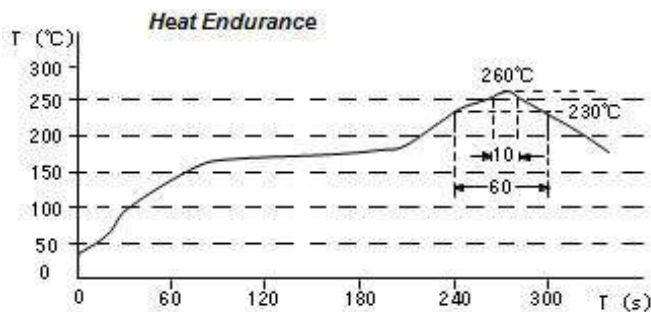
Part Number	Inductance [Within] (μ H) ※1	D.C.R. at 20°C max(typ) (m Ω)	Saturation Current (A) ※2		Temperature Rise Current (A) ※3
			20°C	125°C	
CDRH40D28T125NP-1R5NC	1.50 \pm 30%	43.50 (35.00)	2.76	2.41	3.00
CDRH40D28T125NP-1R8NC	1.80 \pm 30%	50.00 (40.00)	2.50	2.20	2.75
CDRH40D28T125NP-2R2NC	2.20 \pm 30%	56.00 (45.00)	2.32	1.95	2.70
CDRH40D28T125NP-3R3NC	3.30 \pm 30%	68.50 (55.00)	1.99	1.70	2.35
CDRH40D28T125NP-4R7NC	4.70 \pm 30%	85.00 (68.00)	1.62	1.40	2.00
CDRH40D28T125NP-5R6NC	5.60 \pm 30%	112 (90.00)	1.50	1.29	1.70
CDRH40D28T125NP-6R8NC	6.80 \pm 30%	118 (95.00)	1.35	1.16	1.65
CDRH40D28T125NP-100NC	10.00 \pm 30%	188 (150)	1.02	0.90	1.35
CDRH40D28T125NP-150NC	15.00 \pm 30%	240 (192)	0.90	0.77	1.20
CDRH40D28T125NP-220NC	22.00 \pm 30%	338 (270)	0.76	0.66	0.90
CDRH40D28T125NP-330NC	33.00 \pm 30%	619 (495)	0.61	0.52	0.66

※1 Measuring frequency inductance at 100kHz, 1V.

※2 Saturation current: This indicates the actual value of D.C. current when the inductance becomes 35% lower than its nominal value.

※3 Temperature rise current: The actual value of D.C. current when the temperature of coil becomes $\Delta T=40^{\circ}\text{C}$ ($T_a=20^{\circ}\text{C}$).

Solder Reflow Condition



SMD Power Inductor

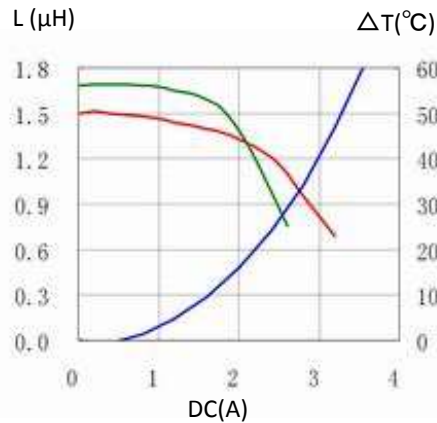
CDRH40D28/T125



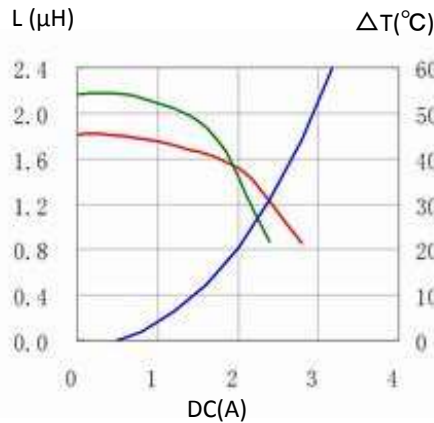
Saturation Current & Temperature Rise Graph

— L (20°C) — L (125°C) — ΔT

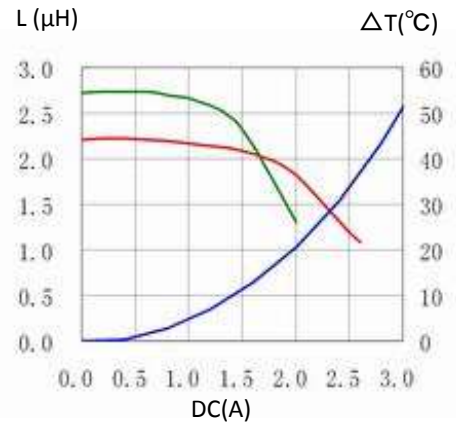
1. CDRH40D28T125NP-1R5NC



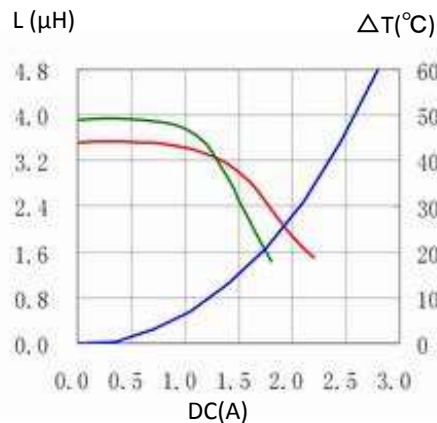
2. CDRH40D28T125NP-1R8NC



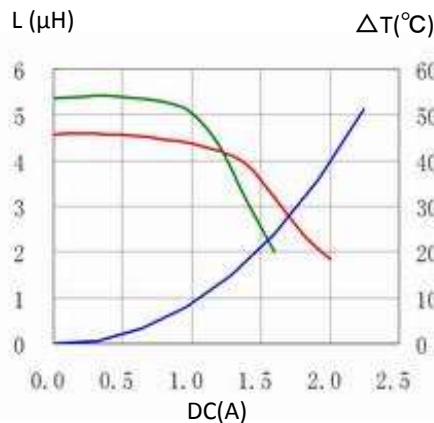
3. CDRH40D28T125NP-2R2NC



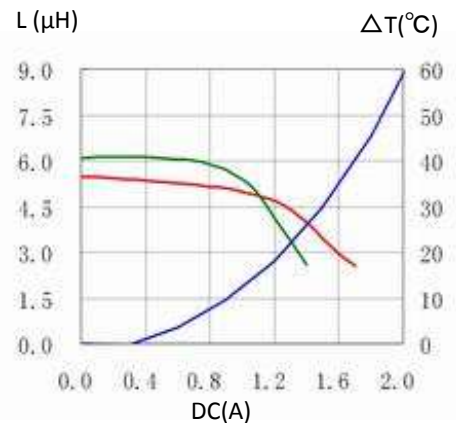
4. CDRH40D28T125NP-3R3NC



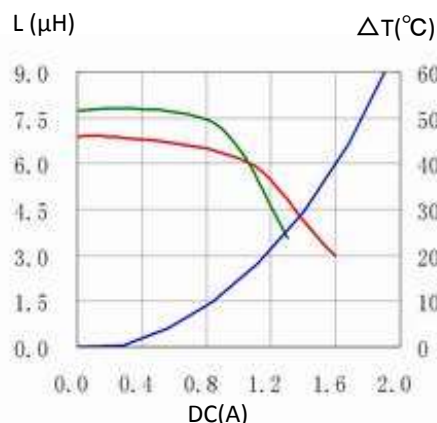
5. CDRH40D28T125NP-4R7NC



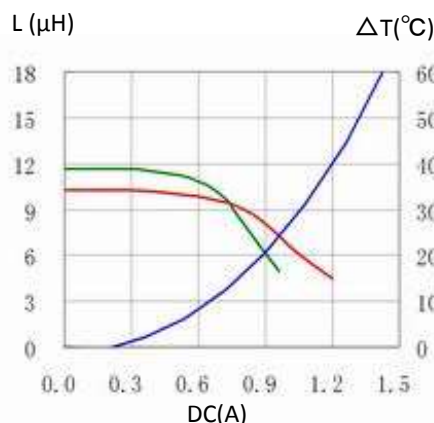
6. CDRH40D28T125NP-5R6NC



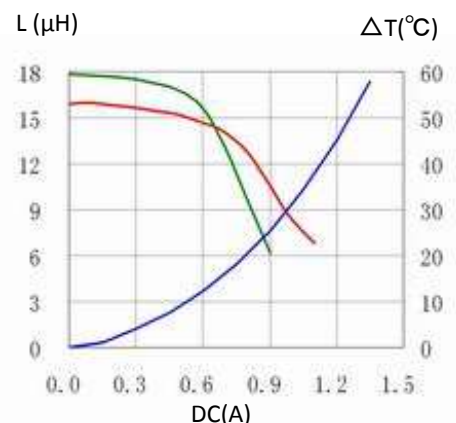
7. CDRH40D28T125NP-6R8NC



8. CDRH40D28T125NP-100NC



9. CDRH40D28T125NP-150NC



Note: This specification is subject to change without notice. Please contact your nearest sales office for updated information when placing an order.

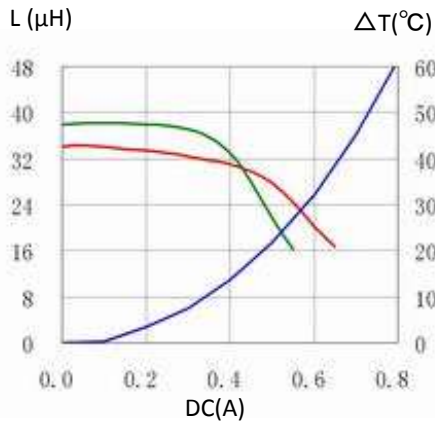
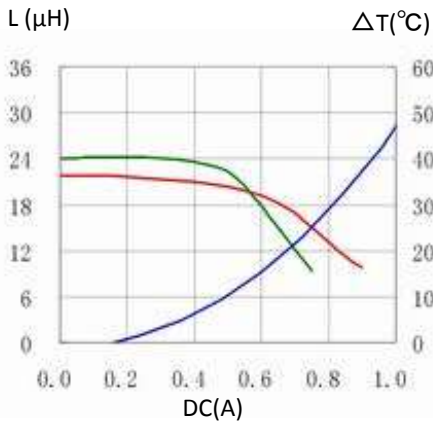
SMD Power Inductor

CDRH40D28/T125



10. CDRH40D28T125NP-220NC

11. CDRH40D28T125NP-330NC



For sales office information, please [click here](#) to visit our website.