



BEST-939真空吸笔/IC吸笔

- ▶ 原产地: 中国广东 (大陆)
- ▶ 品牌: BEST
- ▶ 型号: BST-939
- ▶ 类型: 装配工具

Contact Now



BEST-939真空吸笔/IC吸笔

产品描述:

在939吸笔上安装适当的IC吸头
安装标题后，将标题放在IC上
按吸笔上的按钮排出空气，然后松开按钮，产生吸力以吸收IC。
放入IC on appointer的地方，按下按钮，真空笔放出空气让IC脱落

规范:

100%全新品质
高品质材料和专业设计
用于拾取小型电子元件例如IC的手动工具
这种吸铅笔提供三个吸头，尺寸更大，中等尺寸和小
尺寸分别为：较大尺寸 - 0.09lbs (40g) / 中等尺寸 - 0.04lbs (18g) / 小尺寸 - 0.01lbs (3g)
长度：约6英寸 (15.3厘米)

PRODUCT DISPLAY



PRODUCT SIZE



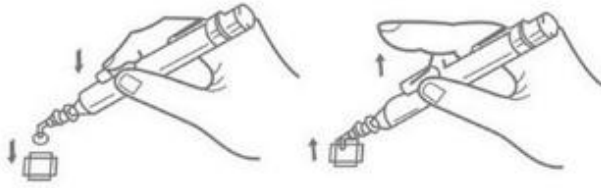
PRODUCT DETAILS

Vacuum suction pen

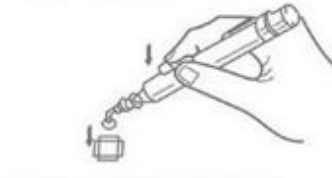
Adsorption force: 40g 18g 3g



- ① Install a proper IC suction header on 939 suction pen.
- ② After installing the header, put the header on IC.



- ③ Press the button on the suction pen to discharge the air, then release the button to produce vacuum suction force to pick up IC.



- ④ Put the IC on appointed place, press the button, the vacuum pen discharges air to let the IC fall off.



- ⑤ The suction pen have three size header: small, medium and larger.
 1. Larger size for 40G.
 2. Medium size for 18G.
 3. Small size for 3G.

PRODUCT PHOTOGRAPH






PRODUCT PACKAGING

WEIGHT:24G

FRONT



270MM

BACK



55MM