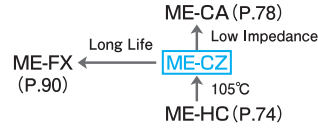


# ME-CZ Series

Wide Temperature  
Small Standard



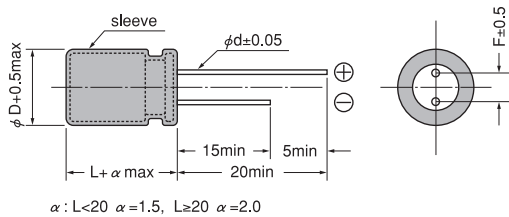
- 105°C, 1,000 to 3,000hours
- Solvent proof (within 5 minutes)



## Specifications

Items	Condition	Specifications									
Rated voltage (V)	—	6.3	10	16	25	35	50	63	100		
Surge voltage (V)	Room temperature	8.0	13	20	32	44	63	79	125		
Category temperature range (°C)	—	-55 to +105									
Capacitance tolerance (%)	120Hz/20°C	M : ±20									
Dissipation Factor (tanδ)	tanδ (max) 120Hz/20°C	0.28	0.24	0.20	0.16	0.14	0.12	0.10	0.10		
Leakage current (LC)	μA/after 2minutes (max)	Exceeding 1,000 μF, +0.02 every 1,000 μF									
Impedance ratio at low temperature	Based the value at 120Hz, +20°C	-40°C Z <sub>20°C</sub>	4	4	3	3	2	2	2	2	
		-55°C Z <sub>20°C</sub>	10	8	6	5	4	3	3	3	
Endurance	105°C rated voltage applied (With the rated ripple current)	Test	φ5 to φ8 : 1,000hours, φ10 : 2,000hours, φ12.5 to φ18 : 3,000hours								
		ΔC/C	Within ±25% of the initial value								
		tan δ	Less than 200% of the specified value								
		LC	Less than the specified value								

## Dimensions



α : L < 20 α = 1.5, L ≥ 20 α = 2.0

A pressure relief vent is provided for φD=6.3 or bigger

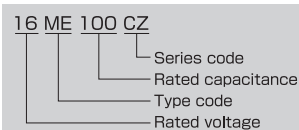
(Unit : mm)

φD	5	6.3	8	10	12.5	16	18
F	2.0	2.5	3.5	5.0	5.0	7.5	7.5
φd	0.5	0.5	0.6	0.6	0.6	0.8	0.8

## Size, Impedance, Rated Ripple Current

Case size φD×L(mm)	Items	6.3			10		
		Capacitance (μF)	Impedance(Qmax) (20°C/100kHz)	Rated ripple current(mArms) (105°C/100kHz)	Capacitance (μF)	Impedance(Qmax) (20°C/100kHz)	Rated ripple current(mArms) (105°C/100kHz)
5×11		220	1.4	160	100	1.4	150
6.3×11		330	0.58	240	220	0.58	240
ME-CZ		470	0.55	250	330	0.55	250
ME-CA		1000	0.26	450	470	0.39	370
ME-CX					1000	0.16	560
ME-AX		2200	0.12	760			
ME-WX		3300	0.10	900	2200	0.10	900
ME-WA		4700	0.072	1100	3300	0.074	1100
ME-WL		6800	0.054	1420	4700	0.054	1420
ME-WG		10000	0.043	1700	6800	0.043	1700
ME-FX					10000	0.035	1950
ME-FH		15000	0.032	2100			
ME-PX					15000	0.028	2400

## Part number



■ Size, Impedance, Rated Ripple Current

Case size φDxL(mm)	Items	16			25		
		Capacitance (μF)	Impedance(Qmax) (20°C/100kHz)	Rated ripple current(mArms) (105°C/100kHz)	Capacitance (μF)	Impedance(Qmax) (20°C/100kHz)	Rated ripple current(mArms) (105°C/100kHz)
5x11		100	1.4	150	47	1.4	150
6.3x11		220	0.55	240	100	0.60	240
8x11.5		330	0.35	370	220	0.39	370
8x11.5		470	0.28	450	330	0.34	400
10x12.5					470	0.17	560
10x16		1000	0.13	760			
10x20					1000	0.10	900
12.5x20		2200	0.075	1100			
12.5x25		3300	0.054	1320	2200	0.062	1320
16x25		4700	0.043	1600	3300	0.043	1600
16x31.5		6800	0.035	1900	4700	0.035	1900
18x35.5		10000	0.028	2300	6800	0.028	2200

Case size φDxL(mm)	Items	35			50		
		Capacitance (μF)	Impedance(Qmax) (20°C/100kHz)	Rated ripple current(mArms) (105°C/100kHz)	Capacitance (μF)	Impedance(Qmax) (20°C/100kHz)	Rated ripple current(mArms) (105°C/100kHz)
5x11					2.2	5.5	40
5x11					3.3	4.0	50
5x11					4.7	2.8	80
5x11					10	2.3	90
5x11		33	2.1	120	22	2.2	110
5x11		47	2.1	140	33	2.1	120
6.3x11		100	1.1	180	47	1.1	180
8x11.5		220	0.46	360	100	0.55	310
10x12.5		330	0.26	500	220	0.30	500
10x16		470	0.18	650	330	0.20	650
10x20					470	0.13	800
12.5x20		1000	0.11	900			
12.5x25					1000	0.10	1100
16x25		2200	0.056	1400			
16x31.5					2200	0.055	1650
16x35.5		3300	0.038	1800			
18x35.5		4700 ★	0.035	2000	3300	0.035	2000

★ Available 40V (40ME4700CZ)

Case size φDxL(mm)	Items	63			100		
		Capacitance (μF)	Impedance(Qmax) (20°C/100kHz)	Rated ripple current(mArms) (105°C/100kHz)	Capacitance (μF)	Impedance(Qmax) (20°C/100kHz)	Rated ripple current(mArms) (105°C/100kHz)
5x11		2.2	8.3	42	2.2	11	42
5x11		3.3	6.0	58	3.3	8.0	58
5x11		4.7	4.2	64	4.7	5.6	64
5x11		10	2.8	90			
5x11		22	2.4	140			
6.3x11		33	1.4	200	10	1.7	108
6.3x11		47	1.3	240			
8x11.5					22	0.83	235
8x12.5		100	0.60	300	33	0.60	300
10x12.5					47	0.39	330
10x16		220	0.22	520			
10x20		330	0.17	765	100	0.24	450
12.5x20		470	0.14	960			
12.5x25					220	0.15	700
16x25		1000	0.065	1100	330	0.090	950
16x30					470	0.085	1100

Please refer to page 15 for ripple current frequency coefficients.

Aluminum Electrolytic  
Capacitors  
Radial  
Lead Type

- CE-BE
- CE-BD
- CE-BS
- CE-BSS
- CE-FE
- CE-LD
- CE-FSS
- CE-FS
- CE-FH
- CE-LH
- CE-AX
- CE-KX
- CE-GA
- CE-LS
- CE-ZX
- CE-ZC
- CE-LX
- CE-LL
- CE-LH(High Voltage)
- CE-PC
- CE-PH
- CE-PS
- CE-PF
- CE-TH
- CE-JX
- CE-NP
- CE-FN
- ME-SWB
- ME-UZ·SZ
- ME-UAX·SAX
- ME-SWG
- ME-HC
- ME-LS
- ME-CZ
- ME-CA
- ME-CX
- ME-AX
- ME-WX
- ME-WA
- ME-WL
- ME-WG
- ME-FX
- ME-FH
- ME-PX
- ME-HPC·HPD
- ME-FC·FD
- ME-SWN
- ME-HWN