


SOD-123 SURFACE MOUNT


Flat Lead Plastic Package

Schottky Barrier Diode

Green Product



SOD-123 Flat Lead



Absolute Maximum Ratings $T_A = 25^\circ\text{C}$ unless otherwise noted

Symbol	Parameter	Value	Units
P_D	Power Dissipation	500	mW
T_{STG}	Storage Temperature Range	-55 to +150	$^\circ\text{C}$
T_J	Operating Junction Temperature	+150	$^\circ\text{C}$
V_{RM}	Repetitive Peak Reverse Voltage	40	V
I_O	Average Rectified Output Current	1	A
I_{FSM}	Peak Forward Surge Current ($t=8.3\text{ms}$ Single Half Sine-wave)	9	A
I_{FRM}	Repetitive Peak Forward Current	1.5	A

These ratings are limiting values above which the serviceability of the diode may be impaired.

Specification Features:

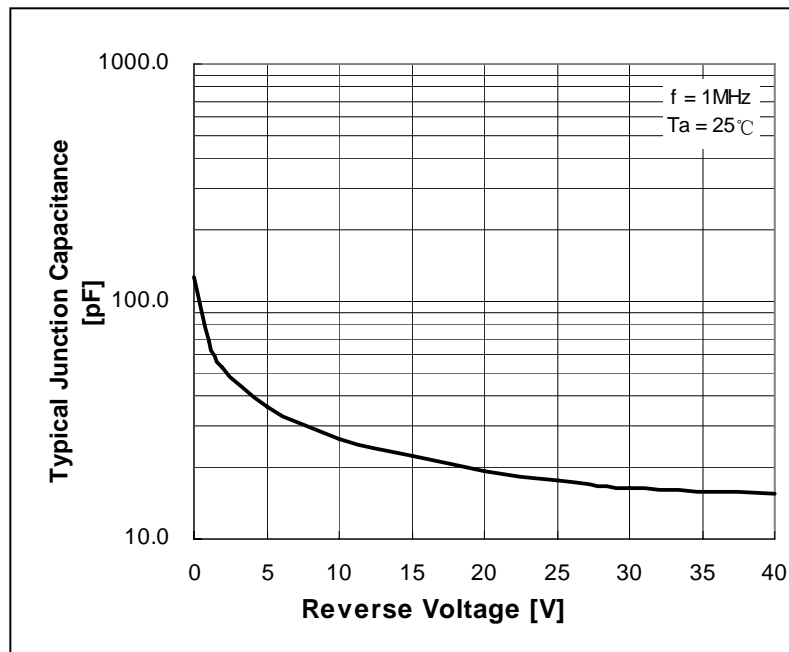
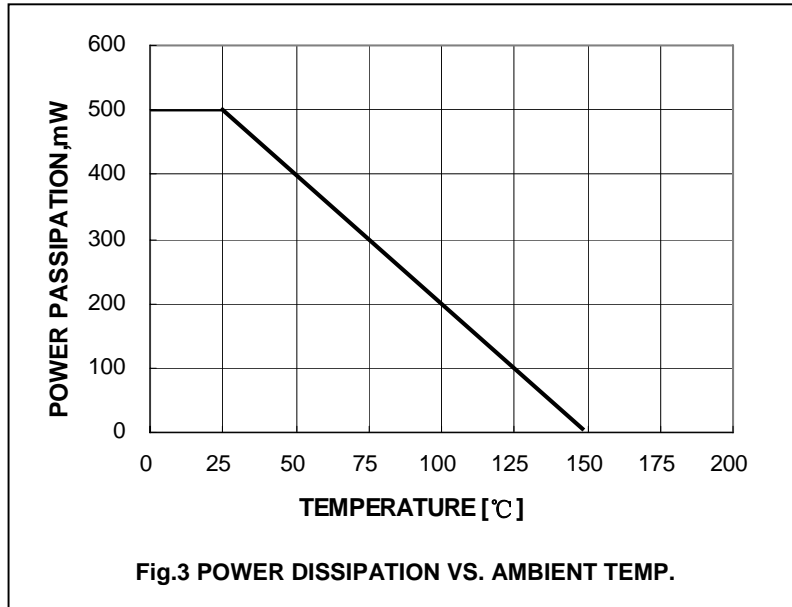
- For use in low voltage, high frequency inverters, free wheeling & polarity protection...
- Flat Lead SOD-123 Small Outline Plastic Package
- Surface Device Type Mounting
- RoHS Compliant
- Green EMC
- Matte Tin(Sn) Lead Finish
- Band Indicates Cathode
- Weight: approx. 0.01g

DEVICE MARKING CODES:

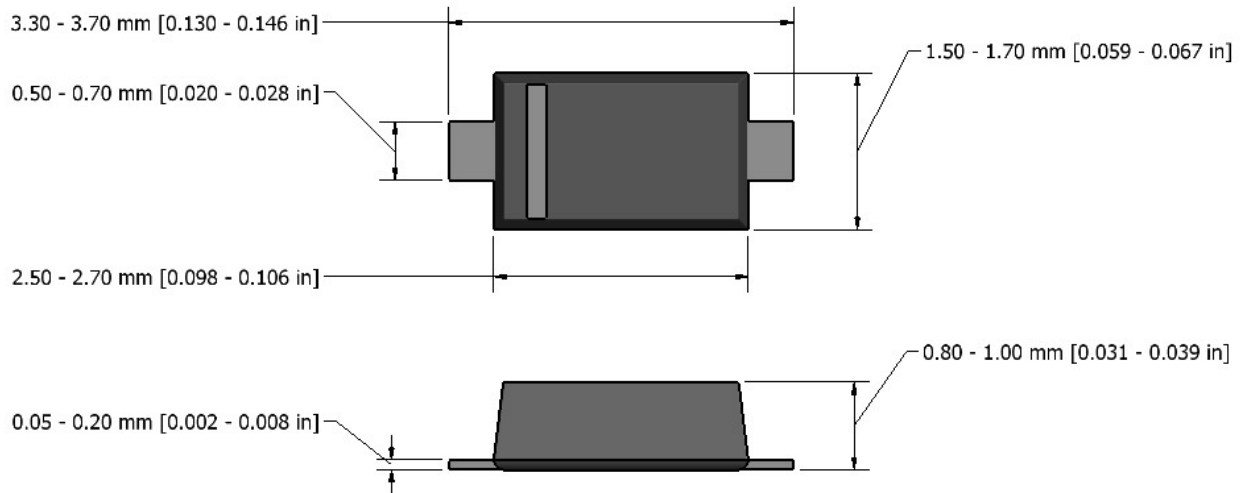
Device Type	Device Marking
B5819W	SL

Electrical Characteristics $T_A = 25^\circ\text{C}$ unless otherwise noted

Symbol	Parameter	Test Condition	Limits			Unit
			Min	Typ	Max	
V_{BR}	Reverse Breakdown Voltage	$I_R=1\text{mA}$	40	--	-	Volts
I_R	Reverse Leakage Current	$V_R=40\text{V}$	--	--	1	mA
V_F	Forward Voltage	$I_F=1\text{A}$ $I_F=3\text{A}$	--	--	0.60 0.90	Volts
C_d	Diode Capacitance	$V_R=4\text{V}$ $f=1\text{MHz}$	--	--	120	pF

RATING AND CHARACTERISTIC CURVES


SOD-123 Package Outline



Note: Dimensions are exclusive of Burrs, Mold Flash & Tie Bar extrusions.