




Features

- ◆ Surface Mount Devices
- ◆ Standard 3216mm(1206mils) footprint
- ◆ Surface mount packaging for automated assembly
- ◆ Compatible with Pb and Pb-free solder Re flow profiles.
- ◆ UL(E352136), C-UL(E352136), TUV(R50306075)
- ◆ RoHS, Reach, HF compliance

Applications

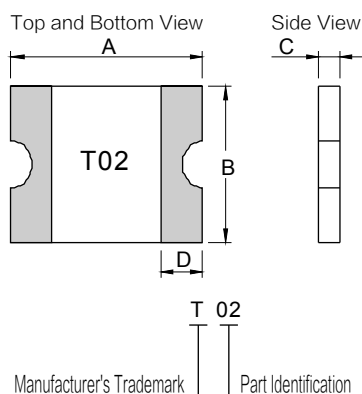
- ◆ Mobile phones- Battery and port protection
- ◆ PC motherboards - Plug and Play protection
- ◆ PDAS/Digital cameras
- ◆ USB port protection
- ◆ HDMI source protection
- ◆ Game console port protection



电气特性 :

P/N	保持电流	跳脱电流	最大电压	最大电流	最大动作时间		消耗功率	电阻范围 (Ω)	
	I_H (A)	I_T (A)	V_{max} (V)	I_{max} (A)	(A)	(Sec.)	$P_{d\ typ}$ (W)	R_{min}	$R1_{max}$
TLC-NSMD005	0.05	0.15	30	10	0.25	1.50	0.40	2.500	40.00
TLC-NSMD010	0.10	0.25	30	10	0.50	1.20	0.40	1.400	15.00
TLC-NSMD012	0.12	0.29	30	10	1.00	0.20	0.40	1.350	8.500
TLC-NSMD020	0.20	0.46	24	10	1.00	0.60	0.60	0.600	2.600
TLC-NSMD025	0.25	0.55	16	10	1.25	0.60	0.60	0.400	2.400
TLC-NSMD035	0.35	0.75	6	40	8.00	0.10	0.60	0.300	1.200
TLC-NSMD050	0.50	1.00	13.2	40	8.00	0.10	0.40	0.150	0.750
TLC-NSMD075	0.75	1.50	6	100	8.00	0.10	0.40	0.100	0.400
TLC-NSMD100	1.00	2.00	6	100	8.00	0.10	0.60	0.060	0.280
TLC-NSMD110	1.10	2.20	6	100	8.00	0.10	0.60	0.060	0.280
TLC-NSMD150	1.50	3.00	6	100	8.00	0.30	0.60	0.030	0.170
TLC-NSMD200	2.00	4.00	6	100	8.00	1.00	0.70	0.020	0.120

产品尺寸 (Unit: mm) :



P/N	Marking (标识)	A		B		C		D
		Min.	Max.	Min.	Max.	Min.	Max.	Min.
TLC-NSMD005	T0	3.00	3.40	1.40	1.80	0.80	1.20	0.25
TLC-NSMD010	T1	3.00	3.40	1.40	1.80	0.80	1.20	0.25
TLC-NSMD012	T01	3.00	3.40	1.40	1.80	0.80	1.20	0.25
TLC-NSMD020	T02	3.00	3.40	1.40	1.80	0.60	1.00	0.25
TLC-NSMD025	T03	3.00	3.40	1.40	1.80	0.60	1.00	0.25
TLC-NSMD035	T04	3.00	3.40	1.40	1.80	0.60	1.00	0.25
TLC-NSMD050	T05	3.00	3.40	1.40	1.80	0.55	0.75	0.25
TLC-NSMD075	T07	3.00	3.40	1.40	1.80	0.45	0.85	0.25
TLC-NSMD100	T10	3.00	3.40	1.40	1.80	0.60	1.00	0.25
TLC-NSMD110	T10	3.00	3.40	1.40	1.80	0.60	1.00	0.25
TLC-NSMD150	T15	3.00	3.40	1.40	1.80	0.60	1.00	0.25
TLC-NSMD200	T20	3.00	3.50	1.40	1.80	0.60	1.00	0.25

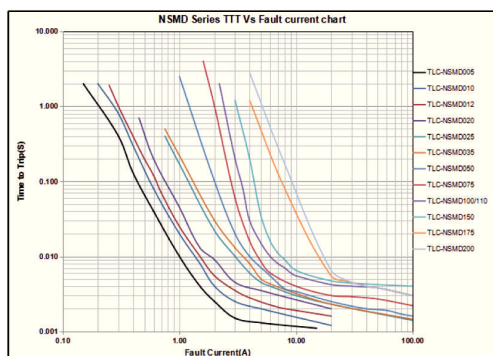


NSMD1206 Series

环境温度与工作电流关系特性曲线：

P/N	工作环境温度								
	-40℃	-20℃	0℃	25℃	40℃	50℃	60℃	70℃	85℃
TLC-NSMD005	0.08	0.07	0.06	0.05	0.05	0.04	0.04	0.03	0.03
TLC-NSMD010	0.16	0.14	0.13	0.10	0.09	0.08	0.08	0.07	0.06
TLC-NSMD012	0.19	0.17	0.15	0.12	0.11	0.10	0.09	0.08	0.07
TLC-NSMD020	0.30	0.27	0.24	0.20	0.18	0.16	0.14	0.12	0.11
TLC-NSMD025	0.38	0.34	0.30	0.25	0.23	0.20	0.18	0.15	0.14
TLC-NSMD035	0.51	0.46	0.40	0.35	0.30	0.27	0.24	0.22	0.18
TLC-NSMD050	0.76	0.68	0.59	0.50	0.44	0.40	0.35	0.32	0.26
TLC-NSMD075	1.11	1.00	0.85	0.75	0.67	0.61	0.52	0.50	0.42
TLC-NSMD100	1.60	1.40	1.30	1.00	0.90	0.80	0.75	0.70	0.60
TLC-NSMD110	1.64	1.46	1.30	1.10	0.92	0.83	0.80	0.65	0.52
TLC-NSMD150	2.20	1.99	1.77	1.50	1.34	1.23	1.10	1.01	0.84
TLC-NSMD200	2.88	2.61	2.28	2.00	1.80	1.66	1.51	1.39	1.19

动作电流时间曲线表：



The Time to Trip curves represent typical performance of a device in a simulated application environment. Actual performance in specific customer applications may differ from these values due to the influence of other variables.

标准包装数量：

Model	Q' t y/Reel
TLC-NSMD005~TLC-NSMD012; TLC-NSMD100~TLC-NSMD200	3500pcs
TLC-NSMD020~TLC-NSMD075	4000pcs

Note: Reel packaging per EIA-481-1 standard

6、Agency Recognition:



Caution: Operation beyond the rated voltage or current may result in rupture electrical arcing or flame. Specifications are subject to change without notice.