
LCF1008 Series Type

SMD Inductor for Power Line

FEATURES

- Utilizing a miniaturized winding structure.
- These products provide low DC resistance and high current.
- Precision inductance tolerance is available.



APPLICATIONS

- Personal computers, Hard disk drives
- xDSL modem and Cable modem
- Digital camera and other electronic equipment

PRODUCT IDENTIFICATION

LCF 1008 - 1R0 K - T

(1) (2) (3) (4) (5)

(1) Product name

(2) Dimension

(3) Inductance

1R0 : 1.0uH ; 100 : 10uH

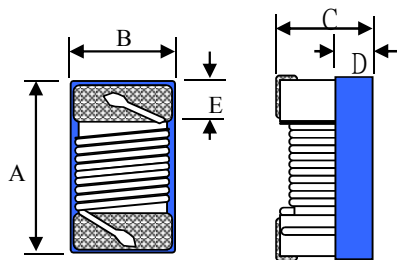
(4) Tolerance

J : $\pm 5\%$; K : $\pm 10\%$

(6) Taping style

T : Taping ; None : Bulk

SHAPES AND DIMENSIONS(Unit:mm)



A max. : 2.90 mm

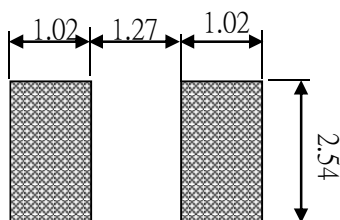
B max. : 2.54 mm

C max. : 2.00 mm

D ref. : 1.30 mm

E : 0.5 ± 0.1 mm

RECOMMENDED FOOTPRINT(Unit:mm)



LCF1008 Series Type

SMD Inductor for Power Line

ELECTRICAL CHARACTERISTICS

Our Product Part Number	Inductance (uH)/MHz	Inductance Tolerance	Q/MHz Typ.	SRF(Min.) (MHz)	RDC (Ω)Max.	Idc Max. (mA)	Irms Typ. (mA)	Color Coding		
								1st	2nd	3rd
LCF1008-R22□-T	0.22/25	J,K	35/25	800	0.15	2600	2400	Red	Red	Brown
LCF1008-R47□-T	0.47/25	K	35/25	460	0.20	2400	1100	Yellow	Violet	Brown
LCF1008-R82□-T	0.82/25	J,K	35/25	360	0.35	1800	1000	Gray	Red	Brown
LCF1008-1R0□-T	1.0/7.9	K	32/7.9	340	0.34	2100	900	Brown	Black	Red
LCF1008-1R2□-T	1.2/7.9	J,K	25/7.9	300	0.25	1900	860	Brown	Red	Red
LCF1008-1R5□-T	1.5/7.9	J,K	32/7.9	230	0.42	1500	740	Brown	Green	Red
LCF1008-1R8□-T	1.8/7.9	J,K	27/7.9	180	0.45	1500	720	Brown	Gray	Red
LCF1008-2R2□-T	2.2/7.9	J,K	27/7.9	140	0.50	1200	700	Red	Red	Red
LCF1008-2R7□-T	2.7/7.9	J,K	27/7.9	130	0.55	1300	560	Red	Violet	Red
LCF1008-3R3□-T	3.3/7.9	J,K	27/7.9	125	0.60	1300	540	Orgnge	Orgnge	Red
LCF1008-3R9□-T	3.9/7.9	J,K	27/7.9	100	0.80	1200	480	Orgnge	White	Red
LCF1008-4R7□-T	4.7/7.9	J,K	30/7.9	90	0.90	1100	400	Yellow	Violet	Red
LCF1008-5R6□-T	5.6/7.9	J,K	27/7.9	60	1.00	1000	400	Green	Blue	Red
LCF1008-6R8□-T	6.8/7.9	J,K	27/7.9	60	1.05	950	420	Blue	Gray	Red
LCF1008-8R2□-T	8.2/7.9	J,K	25/7.9	55	1.20	850	380	Gray	Red	Red
LCF1008-100□-T	10/2.5	J,K	23/2.5	55	1.55	800	240	Brown	Black	Orange
LCF1008-120□-T	12/2.5	J,K	23/2.5	36	2.10	630	220	Brown	Red	Orange
LCF1008-150□-T	15/2.5	J,K	23/2.5	36	2.38	650	200	Brown	Green	Orange
LCF1008-180□-T	18/2.5	J,K	23/2.5	32	2.50	550	180	Brown	Gray	Orange
LCF1008-220□-T	22/2.5	J,K	23/2.5	29	2.92	550	180	Red	Red	Orange
LCF1008-330□-T	33/2.5	J,K	23/2.5	21	4.10	450	140	Orgnge	Orgnge	Orange
LCF1008-470□-T	47/2.5	J,K	23/2.5	17	7.80	350	100	Yellow	Violet	Orange
LCF1008-101□-T	100/1	J,K	13/1	4	13.20	200	100	Brown	Black	Yellow
LCF1008-221□-T	220/1	J,K	13/1	3	26.50	140	60	Red	Red	Yellow
LCF1008-331□-T	330/1	J,K	13/1	2	32.50	110	50	Orgnge	Orgnge	Yellow

1. When ordering, please specify tolerance and packaging codes. Ex: LCF1008-100J-T

Tolerance : J = ±5% , K = ±10%

Packaging : Clear tape and reel { standard }.

2. L , Q , SRF : Agilent/HP E4991A+ Agilent/HP16197A

(The electrical specification test by the smallest gap position)

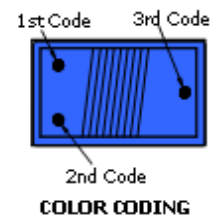
3. Rdc : DIGITAL MILLIOHM METER Chroma 16502, or equivalent.

4. Idc for Inductance drop 10% from its value without current.

5. Operating temperature range from -25°C to 85°C.

6. Irms for a 25°C rise above 25°C ambient.

7. Packaging quantity: 2000 pcs/reel



LCF1008 Series Type

SMD Inductor for Power Line

ELECTRICAL CHARACTERISTICS

Characteristics(L,Q vs. Frequency)

