
LCF1210 Series Type

SMD Inductor for Power Line

FEATURES

- Utilizing a miniaturized winding structure.
- These products provide low DC resistance and high current.
- Precision inductance tolerance is available.



APPLICATIONS

- Personal computers, Hard disk drives
- xDSL modem and Cable modem
- Digital camera and other electronic equipment

PRODUCT IDENTIFICATION

LCF 1210- 1R0 K - T

(1) (2) (3) (4) (5)

(1) Product name

(2) Dimension

(3) Inductance

1R0 : 1.0uH ; 100 : 10uH

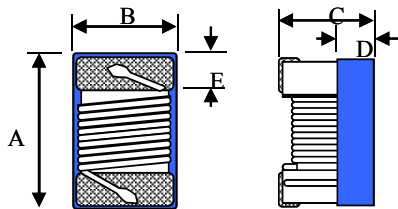
(4) Tolerance

J : $\pm 5\%$; K : $\pm 10\%$

(6) Taping style

T : Taping ; None : Bulk

SHAPES AND DIMENSIONS(Unit:mm)



A max. : 3.60 mm

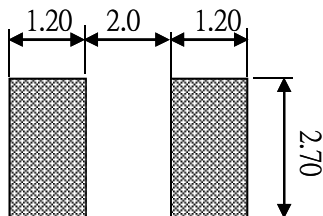
B max. : 2.90 mm

C max. : 2.40 mm

D ref. : 1.10 mm

E : 0.5 ± 0.1 mm

RECOMMENDED FOOTPRINT(Unit:mm)



LCF1210 Series Type

SMD Inductor for Power Line

ELECTRICAL CHARACTERISTICS

Our Product Part Number	Inductance (uH)/MHz	Inductance Tolerance	Q/MHz Min.	SRF(Min.) (MHz)	RDC (Ω)Max.	Idc Max. (mA)	Color Coding		
							1st	2nd	3rd
LCF1210-R39□-T	0.39/25	J	40/25	500	0.090	3000	Orgnge	White	Brown
LCF1210-R56□-T	0.56/25	K	40/25	500	0.100	3000	Green	Blue	Brown
LCF1210-1R0□-T	1.0/7.9	J,K	35/7.9	340	0.125	2600	Brown	Black	Red
LCF1210-1R2□-T	1.2/7.9	K	35/7.9	280	0.135	2400	Brown	Red	Red
LCF1210-1R5□-T	1.5/7.9	J,K	30/7.9	160	0.145	2200	Brown	Green	Red
LCF1210-1R8□-T	1.8/7.9	J,K	30/7.9	120	0.160	2000	Brown	Gray	Red
LCF1210-2R2□-T	2.2/7.9	J,K	30/7.9	100	0.170	1800	Red	Red	Red
LCF1210-2R5□-T	2.5/7.9	J,K	30/7.9	80	0.190	1700	Red	Green	Red
LCF1210-3R3□-T	3.3/7.9	J,K	30/7.9	70	0.210	1500	Orgnge	Orgnge	Red
LCF1210-4R7□-T	4.7/7.9	J,K	28/7.9	55	0.300	1300	Yellow	Violet	Red
LCF1210-6R8□-T	6.8/7.9	J,K	28/7.9	45	0.370	1000	Blue	Gray	Red
LCF1210-8R2□-T	8.2/7.9	J,K	28/7.9	45	0.470	940	Gray	Red	Red
LCF1210-100□-T	10/2.5	J,K	22/2.5	47	0.500	900	Brown	Black	Orange
LCF1210-120□-T	12/2.5	J,K	22/2.5	42	0.680	770	Brown	Red	Orange
LCF1210-150□-T	15/2.5	J,K	22/2.5	34	0.720	740	Brown	Green	Orange
LCF1210-180□-T	18/2.5	J,K	22/2.5	28	0.950	630	Brown	Gray	Orange
LCF1210-220□-T	22/2.5	J,K	22/2.5	25	1.100	600	Red	Red	Orange
LCF1210-270□-T	27/2.5	J,K	20/2.5	18	1.250	520	Red	Violet	Orange
LCF1210-330□-T	33/2.5	J,K	20/2.5	13	1.370	490	Orgnge	Orgnge	Orange
LCF1210-470□-T	47/2.5	J,K	20/2.5	12	1.880	400	Yellow	Violet	Orange
LCF1210-560□-T	56/2.5	J,K	22/2.5	10	2.750	360	Green	Gray	Orange
LCF1210-680□-T	68/2.5	J,K	22/2.5	10	3.000	340	Blue	Gray	Orange
LCF1210-820□-T	82/2.5	J,K	22/2.5	10	4.100	300	Gray	Red	Orange
LCF1210-101□-T	100/1.0	J,K	15/1.0	8	4.682	270	Brown	Black	Yellow
LCF1210-121□-T	120/1.0	J,K	15/1.0	7	5.800	220	Brown	Red	Yellow
LCF1210-151□-T	150/1.0	J,K	13/1.0	7	6.102	220	Brown	Green	Yellow
LCF1210-181□-T	180/1.0	J,K	13/1.0	3	7.100	200	Brown	Gray	Yellow
LCF1210-221□-T	220/1.0	J,K	13/1.0	3	7.650	180	Red	Red	Yellow
LCF1210-331□-T	330/1.0	J,K	13/1.0	3	12.62	160	Orgnge	Orgnge	Yellow
LCF1210-471□-T	470/1.0	J,K	13/1.0	3	25.00	120	Yellow	Violet	Yellow
LCF1210-561□-T	560/1.0	J,K	13/1.0	2	27.00	100	Green	Blue	Yellow
LCF1210-681□-T	680/1.0	J,K	13/1.0	2	31.00	100	Blue	Gray	Yellow
LCF1210-821□-T	820/1.0	J,K	10/1.0	2	42.00	50	Gray	Red	Yellow
LCF1210-102□-T	1000/1.0	J,K	10/1.0	2	46.00	50	Brown	Black	Red

- When ordering, please specify tolerance and packaging codes. Ex: LCF1210-4R7K-T

Tolerance : J = ±5% , K = ±10%

Packaging : Clear tape and reel { standard }.

- L , Q : Agilent/HP E4991A+ Agilent/HP16197A

(The electrical specification test by the smallest gap position) or HP161

- SRF : Agilent/HP E4991A+ Agilent/HP 16197A

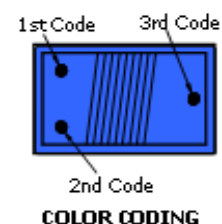
(The electrical specification test by the smallest gap position) or HP16193A

- Rdc : DIGITAL MILLIOHM METER Chroma 16502, or equivalent.

- Idc for Inductance drop 10% from its value without current.

- Operating temperature range from -25°C to 85°C.

- Packaging quantity: 2000 pcs/reel



LCF1210 Series Type

SMD Inductor for Power Line

ELECTRICAL CHARACTERISTICS

Characteristics(L,Q vs. Frequency)

