

**TRENCH SCHOTTKY RECTIFIER**

**REVERSE VOLTAGE – 100 Volts**  
**FORWARD CURRENT – 30 Amperes**

**FEATURES**

- High efficiency
- Reduced high temperature reverse leakage
- Reduced ultra-low forward voltage drop
- Qualification is according to AEC-Q101 Rev\_C

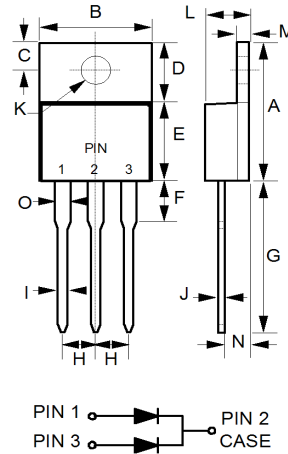
**APPLICATION**

- DC to DC converter
- AC to DC Adaptors

**MECHANICAL DATA**

- Case: JEDEC TO-220AB
- Case Material: “Green” molding compound, UL Flammability classification 94V-0,(No Br. SB. Cl.) “Halogen-free”.
- Lead free finish, RoHS compliant
- Weight: 1.927 grams (Approximate)
- Marking code: G30E100CTW

**TO-220AB**



TO-220AB		
DIM	MIN	MAX
A	14.40	15.20
B	9.65	10.67
C	2.54	3.43
D	5.84	6.86
E	8.26	9.28
F	--	4.20
G	12.70	14.73
H	2.29	2.79
I	0.51	1.00
J	0.30	0.64
K	3.53Φ	4.09Φ
L	3.56	4.83
M	1.14	1.40
N	2.03	2.92
O	1.14	1.37
All Dimensions in millimeter		

**MAXIMUM RATINGS AND ELECTRICAL CHARACTERISTICS**

Ratings at 25°C ambient temperature unless otherwise specified.

**ABSOLUTE RATINGS**

PARAMETER	SYMBOL	VALUE	UNIT
Maximum repetitive peak reverse voltage	$V_{RRM}$	100	V
Maximum DC blocking voltage	$V_{DC}$	100	V
Maximum Average rectified output current	$I_{(AV)}$	30	A
Peak forward surge current 8.3ms single half sine-wave Superimposed on rated load.	$I_{FSM}$	250	A
Non repetitive peak reverse current	$I_{RSM}$	3	A
Operating junction and Storage Temperature range	$T_J, T_{STG}$	-55 ~ +150	°C

**STATIC ELECTRICAL CHARACTERISTICS**

PARAMETER	TEST CONDITIONS	SYMBOL	TYP	MAX	UNIT
Forward voltage (Note1)	$I_F=15A$ $T_J=25°C$ $T_J=125°C$	$V_F$	-- --	0.77 0.66	V
Leakage current	$V_R=100V$ $T_J=25°C$ $T_J=125°C$	$I_R$	-- --	30 12	uA mA
Typical junction capacitance (Note 2)		$C_J$		550	pF

**THERMAL CHARACTERISTICS**

PARAMETER	SYMBOL	TYP	UNIT
Typical thermal resistance (Note 3,4)	$R_{thJC}$ $R_{thJL}$	2 1	°C/W

**Note :**

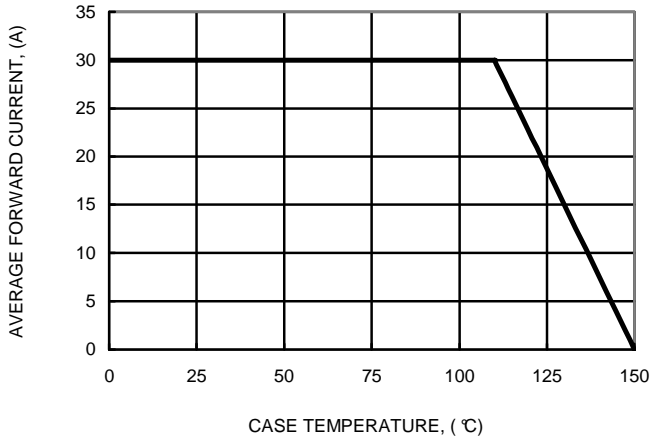
- (1) 300us pulse width, 2% duty cycle.
- (2) Measured at 1.0MHz and applied voltage of 4.0V DC.
- (3) Thermal resistance test performed in accordance with JESD-51.
- (4) The unit mounted on Fin type heatsink( 100mm x 75mm x 27mm)

REV.2 , Nov -2016, KTHC140

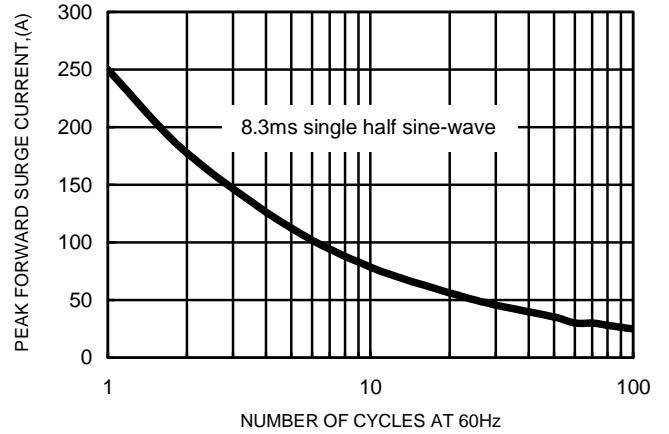
**RATING AND CHARACTERISTIC CURVES  
G30E100CTW**



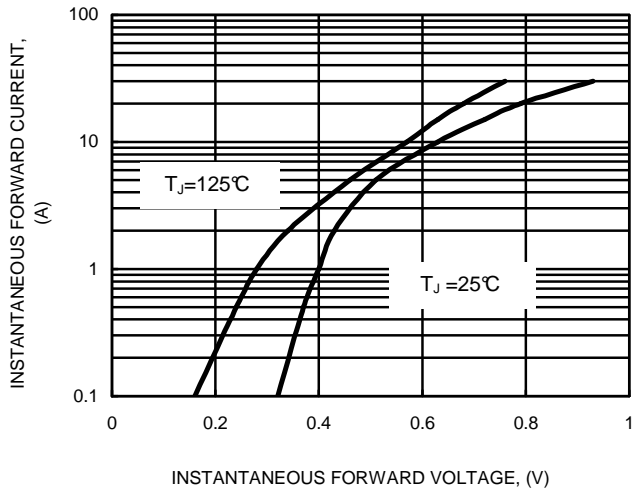
**FIG.1 FORWARD CURRENT DERATING CURVE**



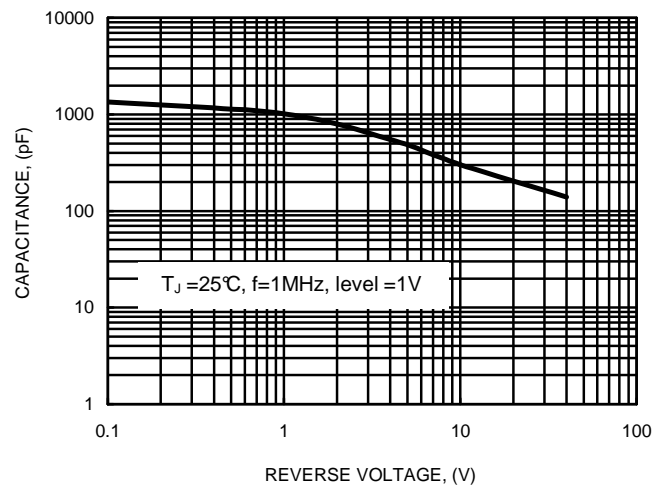
**FIG.2 MAXIMUM NON-REPETITIVE SURGE CURRENT**



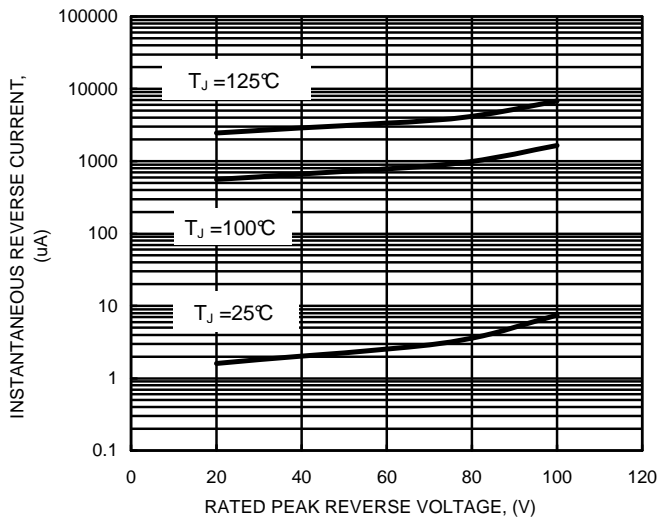
**FIG.3 TYPICAL FORWARD CHARACTERISTICS**



**FIG.4 TYPICAL JUNCTION CAPACITANCE**



**FIG.5 TYPICAL REVERSE CHARACTERISTICS**



### **Important Notice and Disclaimer**

LSC reserves the right to make changes to this document and its products and specifications at any time without notice. Customers should obtain and confirm the latest product information and specifications before final design, purchase or use.

LSC makes no warranty, representation or guarantee regarding the suitability of its products for any particular purpose, nor does LSC assume any liability for application assistance or customer product design. LSC does not warrant or accept any liability with products which are purchased or used for any unintended or unauthorized application.

No license is granted by implication or otherwise under any intellectual property rights of LSC.

LSC products are not authorized for use as critical components in life support devices or systems without express written approval of LSC.