

PRODUCT SPECIFICATION

SPEC. NO: T-0602-070F

DATE: Aug.7,2018

CUSTOMER'S PRODUCT NAME:

EMTEK PRODUCT NAME:

CMF2520F-601-2P-T

THIS SPECIFICATION IS:

- FULLY ACCEPTED
 DENIED
 ACCEPTED UNDER THE FOLLOWING CONDITIONS



SIGNATURE: _____ DATE: _____

NAME(PRINT): _____

TITLE: _____

 **EMTEK CO., LTD.**

FACTORY:
39,Chingao Rd.,(305)Hsinpu,
Hsinchu Hsien,Taiwan,R.O.C
TEL: 03-5894-433
FAX: 03-5894-523

本文件內容全部或部份,未經兆欣科技股份有限公司
同意不得以何形式複製或其他用途
All rights reserved.This document or parts thereof,may
not be reproduced by any means or used in any manner
witout written permission of EMTEK CO.,LTD.

PRODUCT SPECIFICATION

SPEC. NO.

T-0602-070F



1. Scope

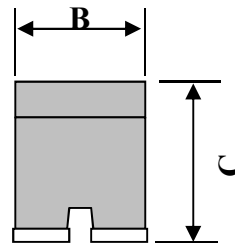
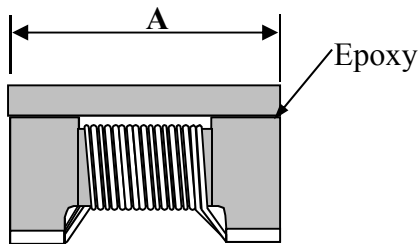
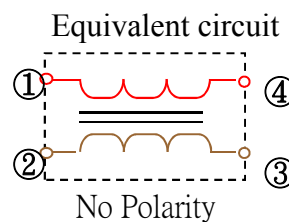
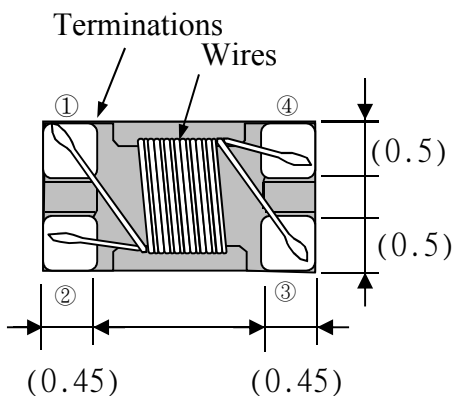
This specification applies ferrite Chip common mode filters CMF2520F-Series to be delivered to user.

2. Product Identification

CMF 2520 F - 601 - 2P - T
 (1) (2) (3) (4) (5) (6)

- (1) Product name
- (2) Shapes and dimensions
- (3) Shielding Type
- (4) Impedance 【 at 100MHz 】
601:600Ω
- (5) Number of Line
2P:2-Line
- (6) Taping Type

3. Shapes and Dimensions [Dimensions in mm]

A : 2.5 ± 0.2 B : 2.0 ± 0.2 C : 1.2 ± 0.1 

Drawn by	Checked by	Approved by
Cindy Apr. 6. 2017	Zheng Apr. 6. 2017	Su Apr. 6. 2017

PRODUCT SPECIFICATION

SPEC. NO.

T-0602-070F



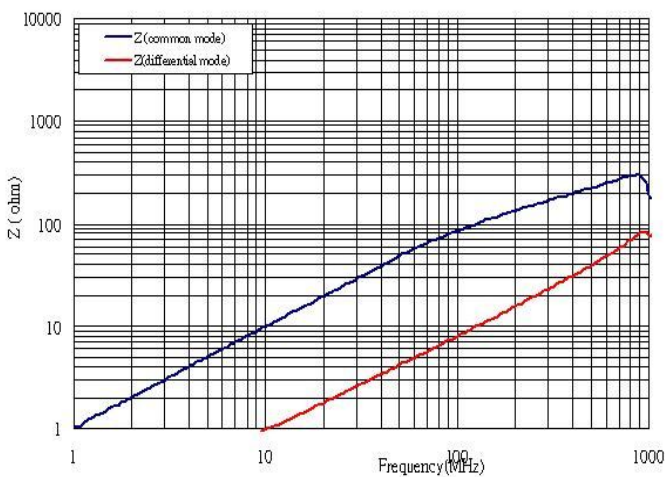
4. Electrical Characteristics

4-1 Electrical Spec.

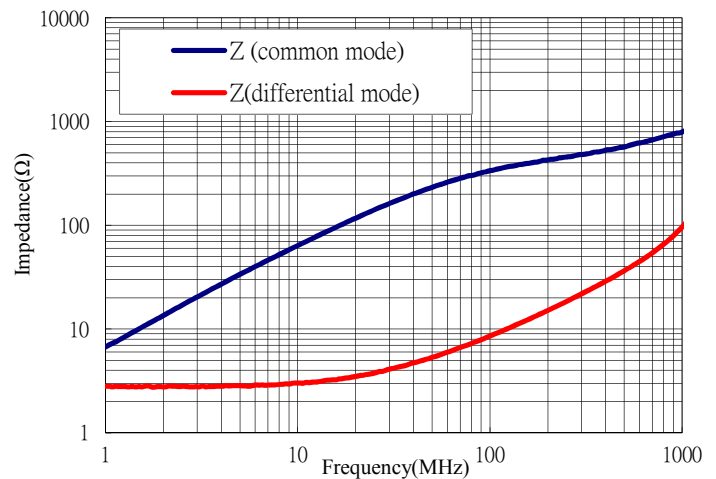
Our Product Part Number	Common-Mode Impedance $Z(\Omega)$ at 100MHz	DC Resistance $R_{dc}(\Omega)$ Max.	Rated Current $I_{dc}(A)$ Max.	Rated Voltage $V_{dc}(V)$ max.
CMF2520F-900-2P-T	$90 \pm 25\%$	0.25	0.5	20
CMF2520F-301-2P-T	$300 \pm 25\%$	0.35	0.4	20
CMF2520F-601-2P-T	$600 \pm 25\%$	0.45	0.3	20
CMF2520F-102-2P-T	$1000 \pm 25\%$	0.80	0.2	20

4-2 Characteristics(Reference)

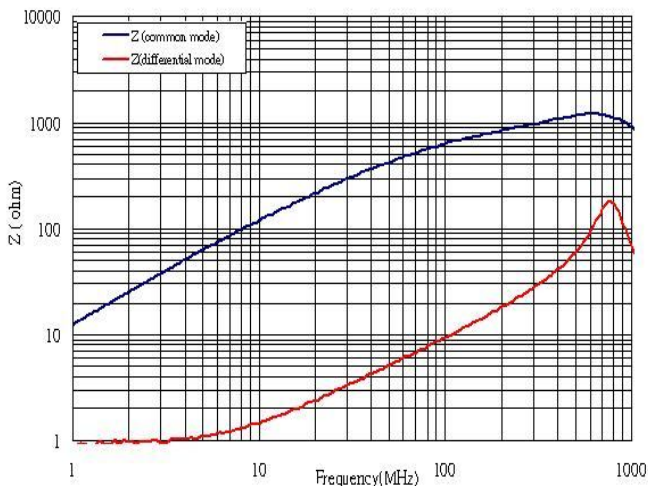
CMF2520F-900-2P-T



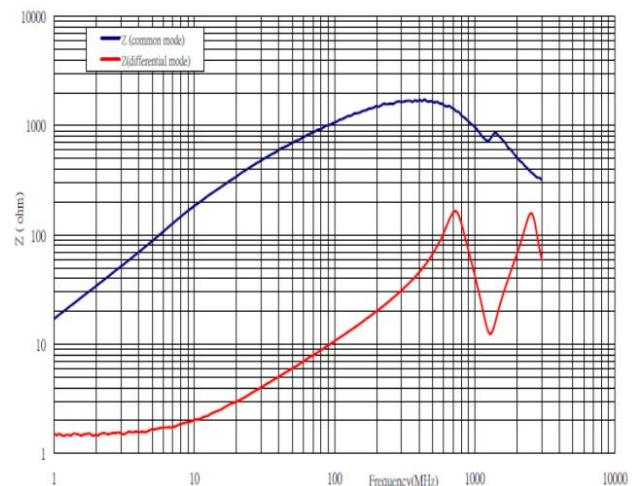
CMF2520F-301-2P-T



CMF2520F-601-2P-T



CMF2520F-102-2P-T



PRODUCT SPECIFICATION

SPEC. NO.

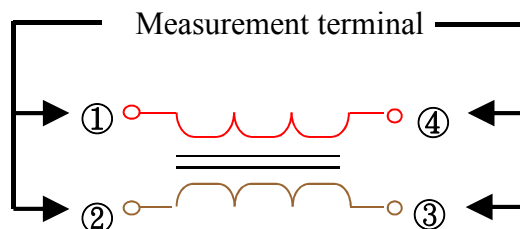
T-0602-070F



4-3 Test Equipment

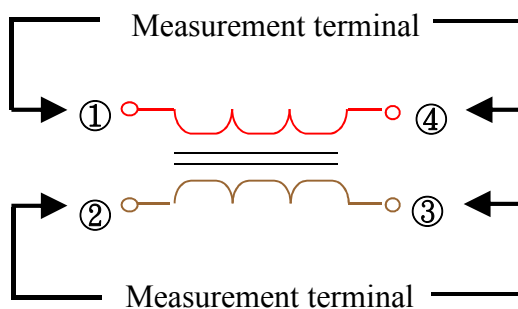
4-3-1 Impedance

Measured by using Agilent E4991A RF Impedance Analyzer.



4-3-2 DC Resistance

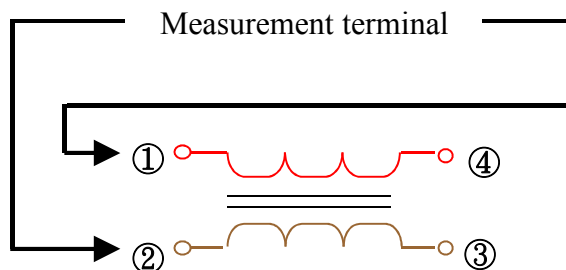
Measured by using Chroma 16502 mill ohm meter.



4-3-3 Insulation Resistance

Measured by using Chroma 19073

Measurement voltage : 50v .



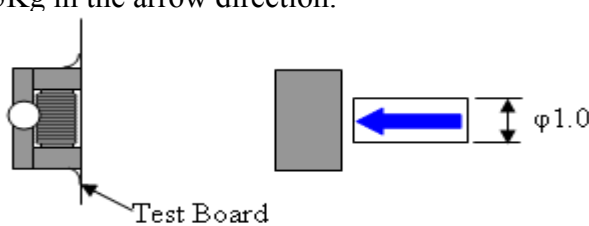
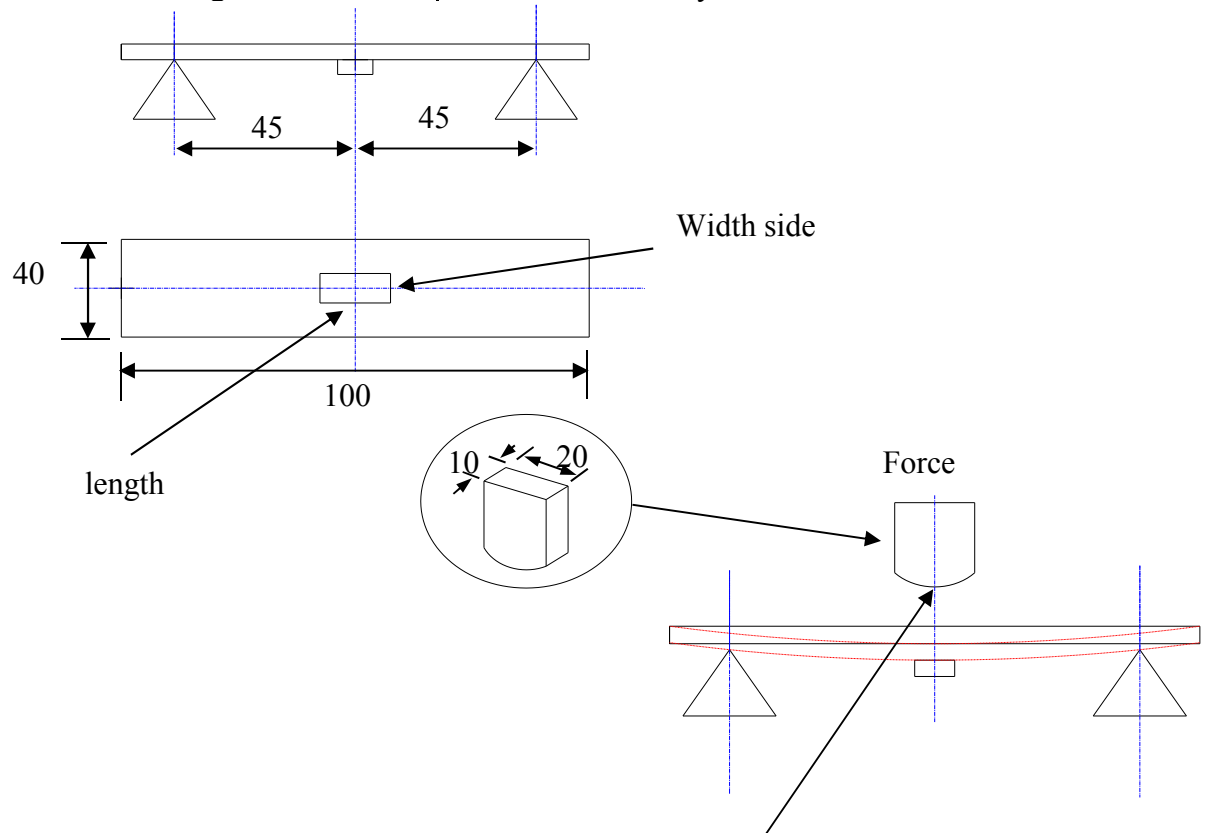
PRODUCT SPECIFICATION

SPEC. NO.

T-0602-070F



5. Reliability Test

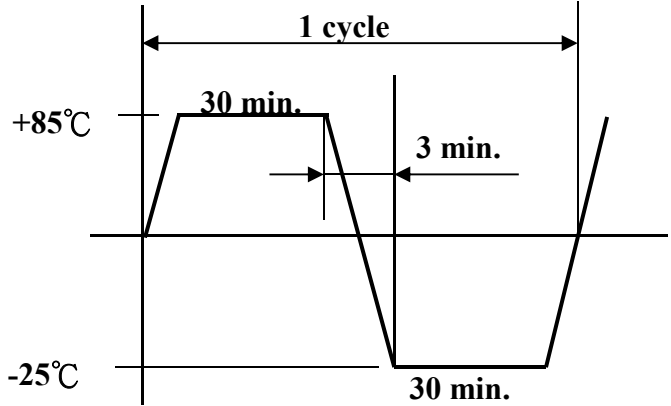
Operating temperature : -25 to +85°C		Storage temp and humidity : 20~25°C ,60%RH max.
Item	Specifications	Test conditions
Solder ability	It can be connected on the Recommendation soldering condition	Apply cream solder to the test circuit board . It is mounted on the recommendation soldering condition. Dip pads in flux and dip in solder pot(96.5 Sn/3.5 Ag solder) at 255°C ±5°C.
Terminal strength	The terminal electrode and the ferrite must not be damaged.	Solder a chip to test substrate , and then laterally apply a load 0.5Kg in the arrow direction. 
Strength on pc board bending	The terminal electrode and the ferrite must not be damaged.	Soldering a chip to a test substrate , bend the substrate by 2mm and then return.  R10 Test board : Glass base epoxy multiplayer board pc board pattern. PC board pattern : Recommended PC board pattern.

PRODUCT SPECIFICATION

SPEC. NO.

T-0602-070F



Item	Specifications	Test conditions
High temperature resistance	Appearance : Ferrite shall not be damaged. initial value. insulation resistance: >10(MΩ) DC resistance : standard value	Temperature : +85±2°C Applied voltage : Rated voltage Applied current : Rated current Testing time : 500±12 hours Measurement : After placing for 24 hours min.
Humidity resistance	inside.	Temperature : +85±2°C Humidity : 90 to 95%RH Applied current : Rated current Applied voltage : Rated voltage Testing time : 500±12 hours Measurement : After placing for 24 hours min.
Thermal cycle		Temperature : -25°C ,+85°C kept stabilized for 30 minutes each. Cycle : 100 cycle Measurement : After placing for 24 hours min. 
Low temperature resistance		Temperature : -25±2°C Testing time : 500±12 hours Measurement : After placing for 24 hours min.
Vibration	Appearance : Ferrite shall not be damaged.	Frequency : 10 to 50 Hz Amplitude : 1.52 mm Dimension and times : X ,Y and Z directions for 2 hours each.

PRODUCT SPECIFICATION

SPEC. NO.

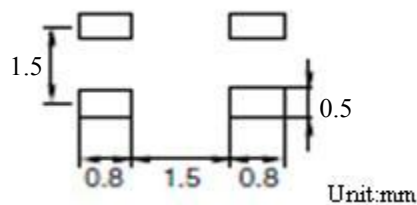
T-0602-070F



6. Recommended Soldering Conditions (Please use this product by reflow soldering)

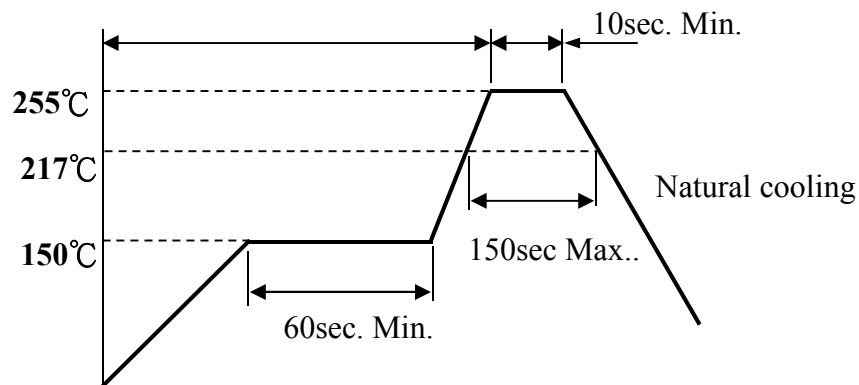
6-1 Recommended Footprint

Termination Number : Please refer to the equivalent circuit in chapter 3.



6-2 Recommended Reflow Pattern

Reflow : until two times



6-3 Iron Soldering

Use a solder iron of less than 30W when soldering ,do not allow the soldering iron tip directly touch the ferrite body outside of terminal electrode.

5 seconds max. at 260°C .

7. Attention in Case of Using

In case of using product ,please avoid following matters:

Splashing water or salt water

Dew condenses

Toxic gas (Hydrogen sulfide, Sulfurous acid ,Chlorine, Ammonia)

Vibrations or shocks which exceed the specified condition

Please be careful for the stress to this product by board flexure or something after the mounting.

PRODUCT SPECIFICATION

SPEC. NO.

T-0602-070F



8. Others

8-1 Operating temperature range : $-25\sim+85^{\circ}\text{C}$

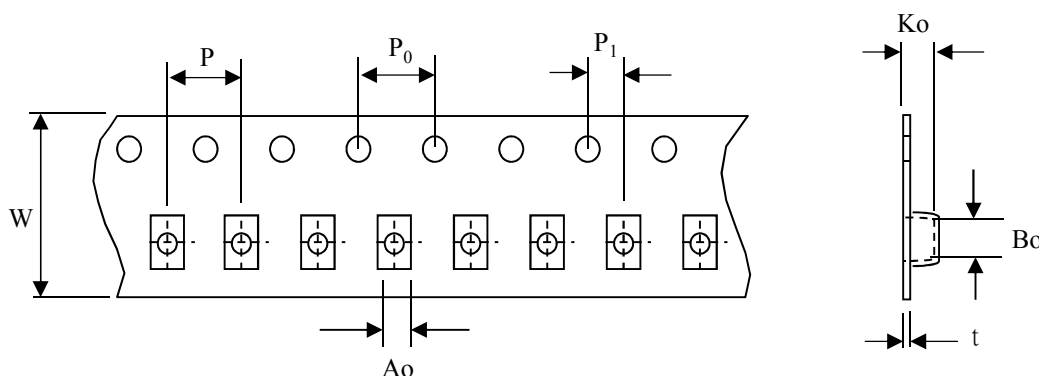
8-2 Storage condition : Temperature $20\sim25^{\circ}\text{C}$, Relative Humidity 40% ~ 60%

8-3 Recommended wire wound inductors should be used within 6 months from the time of delivery.

9. Packaging

The packaging must be done not to receive any damage during transporting and storing.

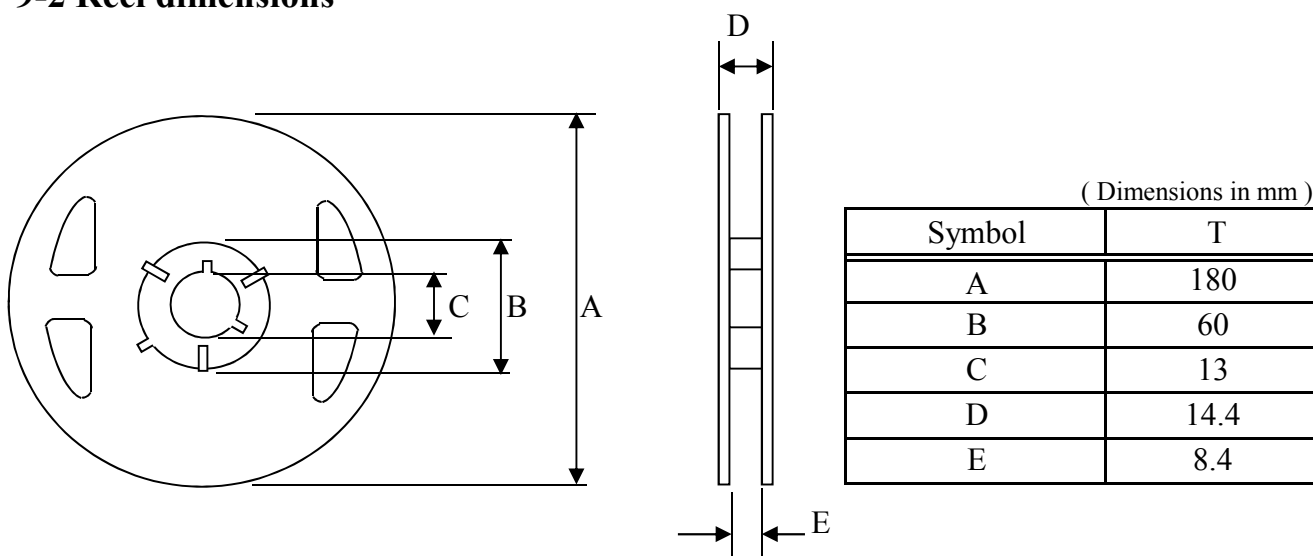
9-1 Tape dimensions



(Dimensions in mm; Tolerance : ± 0.1)

Symbol	W	P	P_0	P_1	A_o	B_o	K_o	t
Dimension	8	4	4	2	2.25	2.8	1.35	0.22

9-2 Reel dimensions



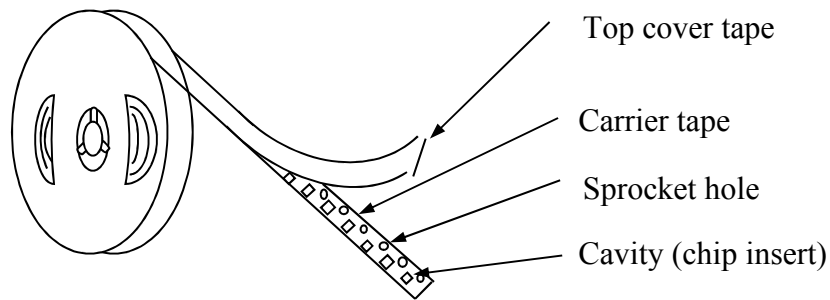
PRODUCT SPECIFICATION

SPEC. NO.

T-0602-070F

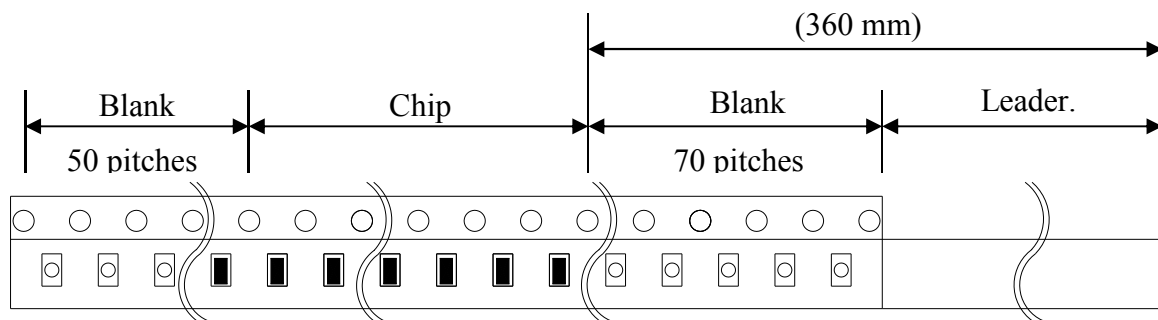


9-3 Tapping figure



9-4 Packaging Form

There shall not continuation more than two vacancies of the product.



Material of carrier tape : Polystyrene

Material of cover tape : Polyester

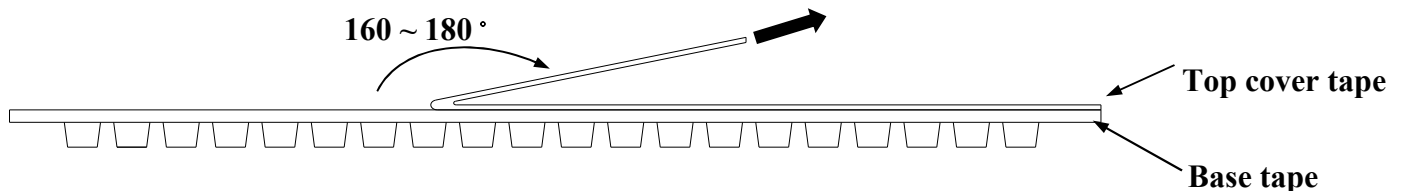
9-5 Cover Tape Peel Strength

The force for tearing off cover tape is 0.05~0.69(N) in the arrow direction at the following conditions:

Temperature : 5 ~ 35°C

Humidity : 45 ~ 85%

Atmospheric pressure : 860 ~ 1060 hpa



9-6 Packing Quantity

φ180 mm reel T type : 2000 pcs./reel