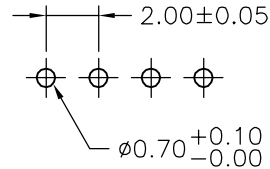
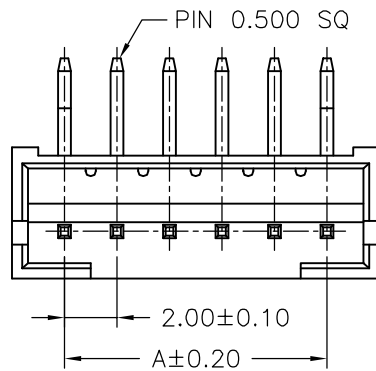


SPECIFICATIONS

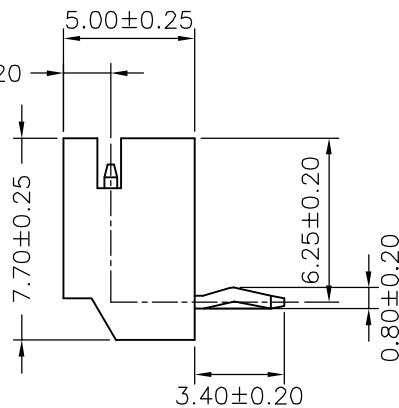
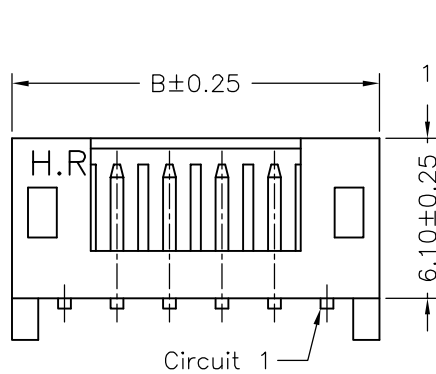
Current Rating: 2A AC,DC
 Voltage Rating: 100V AC,DC
 Temperature Range: -25°C ~ +85°C
 Contact Resistance: 10mΩ Max.
 Insulation Resistance: 1000MΩ Min.
 Withstanding Voltage: 800V AC/minute
 Pin Material: Brass/Tin-plated
 Material: Nylon 66,UL94V-0
 Color: Natural(White)

Ordering Information & Dimensions

| PART NO. | Dimensions | |
|--------------|------------|-------|
| | A | B |
| A2001WR-02P1 | 2.00 | 6.00 |
| A2001WR-03P1 | 4.00 | 8.00 |
| A2001WR-04P1 | 6.00 | 10.00 |
| A2001WR-05P1 | 8.00 | 12.00 |
| A2001WR-06P1 | 10.00 | 14.00 |
| A2001WR-07P1 | 12.00 | 16.00 |
| A2001WR-08P1 | 14.00 | 18.00 |
| A2001WR-09P1 | 16.00 | 20.00 |
| A2001WR-10P1 | 18.00 | 22.00 |
| A2001WR-11P1 | 20.00 | 24.00 |
| A2001WR-12P1 | 22.00 | 26.00 |
| A2001WR-13P1 | 24.00 | 28.00 |
| A2001WR-14P1 | 26.00 | 30.00 |
| A2001WR-15P1 | 28.00 | 32.00 |
| A2001WR-16P1 | 30.00 | 34.00 |
| A2001WR-17P1 | 32.00 | 36.00 |
| A2001WR-18P1 | 34.00 | 38.00 |



P.C.B LAYOUT



TYPE 1

| | | | | | |
|------|-------------|------------------|-------------------|--|--------------------------------------|
| | | | | JOINT TECH ELECTRONIC IND. CO., LTD. JOY DAY INDUSTRIAL CO., LTD. | |
| | | UNIT | SCALE | SHEET | TITLE: |
| | | mm | | 1 of 1 | 2.00mm PITCH 90° WAFER, TYPE 1 |
| | | DRAWN BY | APPROVED BY | | |
| | | 李勤 2006.07.21 | 董正一 2006.07.21 | | |
| A2 | REVISE | 2008.01.09 | GENERAL TOLERANCE | | DRAW NO.: A2001WR-XP1 |
| A1 | REVISE | 2006.09.02 | X.X±0.25 | ANGLE± | |
| A0 | NEW RELEASE | 2006.07.21 | X.XX±0.15 | | |
| REV. | DESCRIPTION | DATE | X.XXX±0.05 | | |
| | | | | REV. A2 | |