

Wire Wound SMD Power Inductor



◆ Features

- 1、Magnetic-resin shielded construction reduces buzz noise to ultra-low levels;
- 2、Metallization on ferrite core results in excellent shock resistance and damage-free durability;
- 3、Closed magnetic circuit design reduces leakage
- 4、Small and low profile inductor;
- 5、Take up less PCB real estate and save more power。



◆ Applications

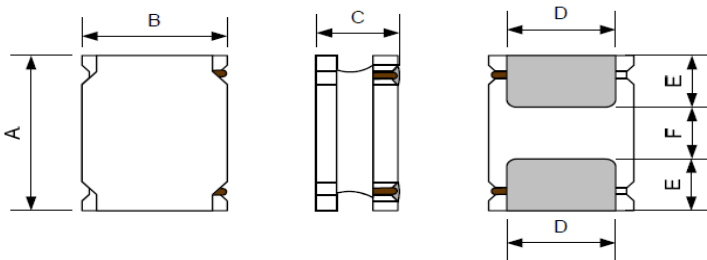
- 1、Smart phone;
- 2、Mobile devices with multifunction such as adding color TV and camera;
- 3、Flat-screen TVs, blue-ray disc recorders, set top boxes;
- 4、Notebooks, desktop computers, servers, graphic cards;
- 5、Portable gaming devices, personal navigation systems, personal multimedia devices;
- 6、Automotive systems;
- 7、Telecomm base stations.

◆ Lead Free Part Numbering

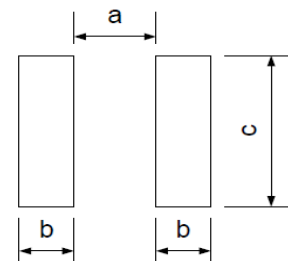
SLW 4020 P 2R2 M S T
(1) (2) (3) (4) (5) (6) (7)

- (1) Series Type
- (2) Dimension : L×W×H(4.0×4.0×1.2mm)
- (3) Material Code
- (4) Inductance: R47=0.47μH ;
2R2=2.2μH; 100=10μH
- (5) Inductance Tolerance: M=±20%, N=±30%
- (6) Company Code
- (7) Packaging : Tape Carrier Package

◆ Dimensions



Recommended Land Pattern



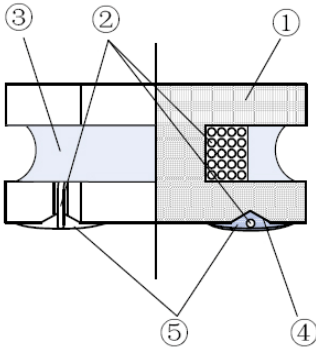
Unit:mm

Series	A	B	C	D	E	F	a Typ.	b Typ.	c Typ.
SLW4020P	4.0±0.2	4.0±0.2	2.0 Max.	3.3±0.2	0.95±0.2	2.10±0.2	1.90	1.10	3.7

◆ Electrical Characteristics

- 1) Operating and storage temperature range (individual chip without packing): cking): $-25^{\circ}\text{C} \sim +125^{\circ}\text{C}$
- 2) Storage temperature range (packaging conditions): $-10^{\circ}\text{C} \sim +40^{\circ}\text{C}$ and RH 70% (Max.)

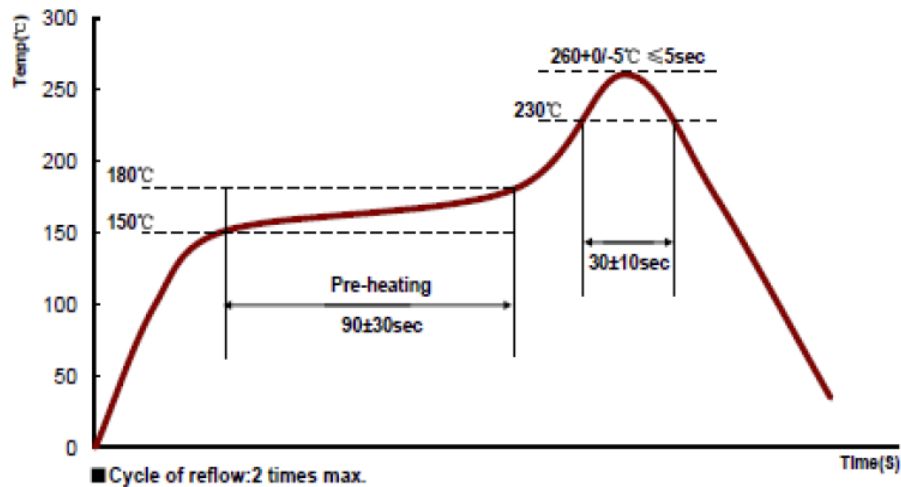
◆ Construction and material



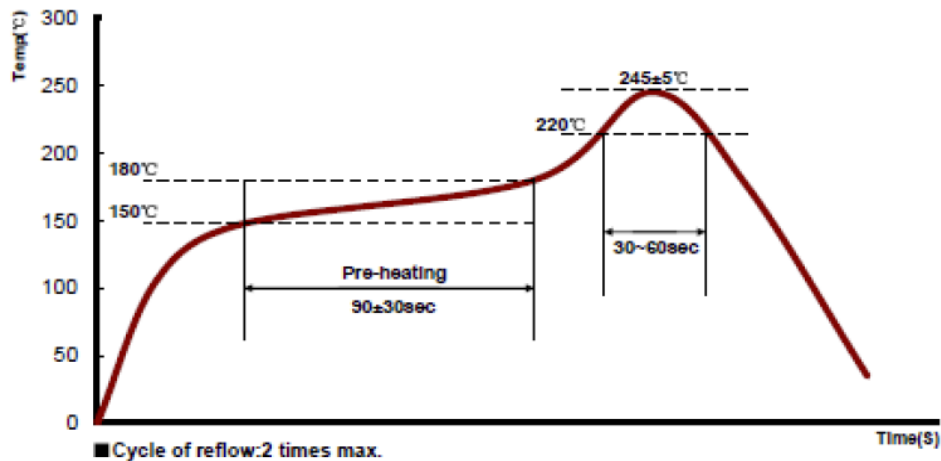
No.	Components	Material
①	Core	Soft magnetic Metal
②	Wire	Polyurethane system enameled copper wire
③	Magnetic Glue	Epoxy resin and magnetic powder
④	substrate	FeNiCu/Ag or Ag/Ni/Sn
⑤	Top Electrodes	Sn alloy
⑥	Marking	Nitrocellulose

◆ REFLOW-PROFILE

Limit Profile



Standard Profile (for EOC Solder paste S70G-HF)



◆ Specification

Part Number	Inductance @100KHz,1V (μH)	DC Resistance($\text{m}\Omega$)		Saturation Current Typ. (A)	Heat Rating Current Typ. (A)
		Max.	Typ.		
		DCR		Isat	Irms
SLW4012P Series					
SLW4020P1R0MST	1.00 \pm 20%	36	30	7.70	4.50
SLW4020P1R5MST	1.50 \pm 20%	46	39	7.00	4.00
SLW4020P2R2MST	2.20 \pm 20%	60	50	6.50	3.70
SLW4020P3R3MST	3.30 \pm 20%	96	80	5.50	2.50
SLW4020P4R7MST	4.70 \pm 20%	132	105	4.90	2.30
SLW4020P6R8MST	6.80 \pm 20%	180	150	3.00	1.80
SLW4020P100MST	10.00 \pm 20%	228	190	2.80	1.50
SLW4020P220MST	22.00 \pm 20%	576	480	2.00	1.10

◆ Note

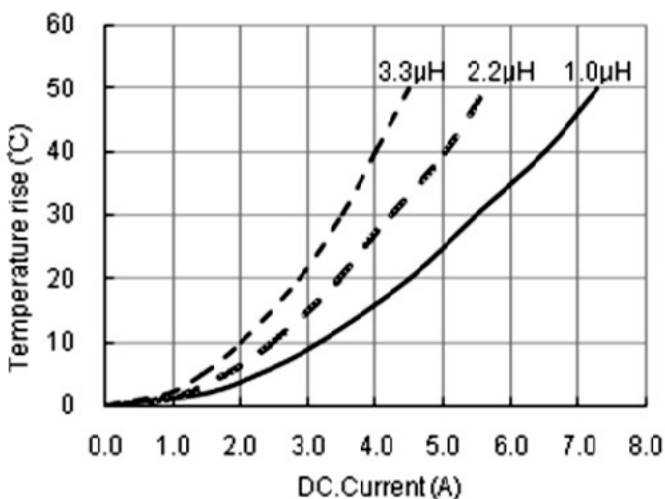
- 1: All test data is referenced to 20°C ambient;
- 2: Rated current: Isat or Irms, whichever is smaller;
- 3: Isat: DC current at which the inductance drops approximate 30% from its value without current;
- 4: Irms: DC current that causes the temperature rise ($\Delta T = 40^\circ\text{C}$) from 20°C ambient.

◆ Standard Packing Quantity: 3000 pcs/reel

◆ TYPICAL ELECTRICAL CHARACTERISTICS

CMLW4020P Series

Temperature vs.DC Current Characteristics



Inductance vs.DC Current Characteristics

