

## FEATURES特点

- 5 Amps super miniature relay.  
5安培超小型继电器.
- Surge strength: 1500 VAC.  
耐压 1500 VAC.
- High sensitivity 1 Form C (SPDT) contact in small package.  
高感度1组转换接点小型继电器.
- Nominal power 360mW.  
正常功率360毫瓦特.
- Operating power 200mW.  
动作功率 200毫瓦特.
- DIL pitch terminal.  
DIL 型端子



用途：自动装置、通讯设备、  
无线电遥控、声控玩具。

## CONTACT RATING 接点参数

Contact Form接点形式	1C SPDT
Max. Switching Power最大切换功率	625VAC 150W
Max. Switching Voltage最大切换电压	250VAC 30VDC
Max. Switching Current最大切换电流	5A
Min. Switching Current / Voltage 最小切换电流/电压	100mA 5VDC
Rating Load(Resistive)额定负载(阻性)	5A/125VAC, 5A/30VDC, 3A/250VAC
Contact Material接点材质	Ag Alloy 银合金

## CHARACTERISTICS 性能参数

Electrical Life 电气寿命	1 × 10 <sup>5</sup>	
Mechanical Life机械寿命	1 × 10 <sup>7</sup>	
Insulation Resistance绝缘阻抗	Min. 100MΩ 500VDC	
Contact Resistance(Initial)接触电阻	≤ 100mΩ (6VDC 1A)	
Operate Time 动作时间	≤ 6ms	
Release Time 开放时间	≤ 3ms	
Initial Dielectric Strength 耐压	between open contacts开放接点间: 50/60Hz 500VAC 1min. between contacts and coil 接点线圈间: 50/60Hz 500VAC 1min.	
Vibration Resistance 耐振动	Malfuction: 误动作:	10 ~ 55Hz Double Amplitude双振幅 1.5mm
	Damage limits: 耐久:	10 ~ 55Hz Double Amplitud双振幅 1.5mm
Shock Resistance 耐冲击	Malfuction: 误动作:	10G
	Damage limits: 耐久:	100G
Ambient Temperature环境温度	-30°C ~ +70°C (No freezing 无结冰)	
Relative Humidity相对湿度	85% at 40°C	
Unit Weight单位重量	约 Approx. 3g	

## ORDERING INFORMATION 型号代码说明

972-1C-6 D S-F 1 2 3 4 5 6	
1. Model Number 型号 2. Contact Arrangement 接点形式 1C = 1 Form C 1组转换 3. Coil Voltage 线圈电压 3、5、6、9、12、24VDC 4. Coil Type 线圈形式 D=DC 直流	5. Enclosure 密封形式 Nil = General Type 标准型 S = Sealed Type 密封型 6. Terminal Arrangement 端子形式 Nil = General Type 标准型 F = Movable Contact Terminal & Coil Terminal at One Side 可动接点端子及线圈端子在同一侧

## COIL RATINGS (at 20°C) 线圈额定值 (在20°C)

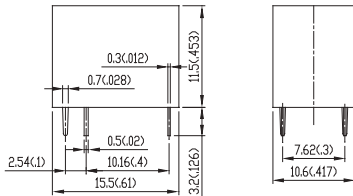
COIL TYPE 线圈形式	Coil Nominal Voltage 线圈额定电压 (V)	Coil Resistance 线圈阻抗 ( $\Omega \pm 10\%$ )	Pick-Up Voltage 动作电压(V) (Max)	Drop-Out Voltage 开放电压(V) (Min)	Nominal Current 额定电流 (mA)
DC Standard Coils 直流标准线圈 (abt. 0.36W)	3	25	2.25	0.3	120
	5	70	3.75	0.5	71.4
	6	100	4.5	0.6	60
	9	220	6.75	0.9	40.9
	12	400	9	1.2	30
	24	1600	18	2.4	15

\* Max Continuous Voltage at 20° C: 130% of Coil Normal Voltage.  
 最大使用电压在20°C:线圈额定电压的130%

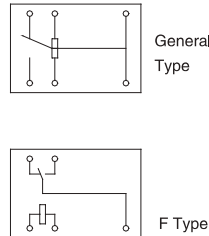
## OUTLINE DIMENSIONS 外部尺寸

UNIT: mm(inch) 单位: 毫米(英寸)

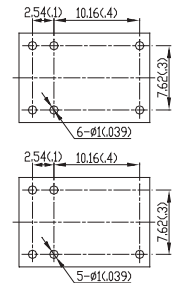
Dimensions 尺寸



Internal Connections 接线图  
(Bottom View 底视图)



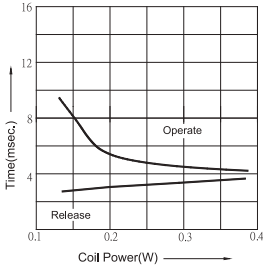
Drilling Plan 孔位图  
(Bottom View 底视图)



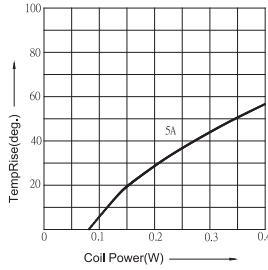
REMARK: Dimensions  $\leq 5\text{mm} \pm 0.2\text{mm}$ ,  $> 5\text{mm} \pm 0.3\text{mm}$ , the tolerance of PCB thru hole:  $+0.2\text{mm}$   
 备注: 尺寸公差  $\leq 5\text{mm} \pm 0.2\text{mm}$ ,  $> 5\text{mm} \pm 0.3\text{mm}$ , 印刷电路板孔  $+0.2\text{mm}$

## 972 Reference Data 参考资料

Timing



Coil Temperature Rise



Life Curves

