

## FEATURES特点

- UL safety approval. UL 安规认证.
- Single contact 953 series relay offers 40A switching capacity for various kinds of applications.  
单触点953系列继电器提供40A 切换容量,适用于多种用途.
- Up to 40A switching in SPST-NO 对单刀单掷-常开接点形式
- Meets UL 508 spacing.符合UL 508 规定.
- UL class F coil insulation type available.提供UL F级线圈绝缘.



UL FILE NO: E162117

## CONTACT RATING 接点参数

Contact Form接点形式	1 A ( SPST-NO )
Max. Switching Power最大切换功率	11080VA
Max. Switching Voltage最大切换电压	277VAC
Max. Switching Current最大切换电流	40A
Min.Switching Current/Voltage 最小切换电流/电压	100mA 5VDC
Rating Load ( Resistive ) 额定负载 ( 阻性 )	40A / 277VAC
Contact Material 接点材质	Ag Alloy 银合金

## CHARACTERISTICS 性能参数

Electrical Life 电气寿命	10,000 operations	
Mechanical Life机械寿命	1 × 10 <sup>7</sup>	
Insulation Resistance绝缘阻抗	Min. 500MΩ 500VDC	
Contact Resistance(Initial)接触电阻	≤ 100mΩ (6VDC 1A)	
Operate Time 动作时间	≤ 15ms	
Release Time 开放时间	≤ 10ms	
Initial Dielectric Strength 耐压	between open contacts开放接点间: 50/60Hz 1500VAC 1min. between contacts and coil接点与线圈间: 50/60Hz 2500VAC 1min.	
Vibration Resistance 耐振动	Malfuction: 误动作:	10 ~ 55Hz Double Amplitude双振幅 1.5mm
	Damage limits: 耐久:	10 ~ 55Hz Double Amplitude 双振幅 1.5mm
Shock Resistance 耐冲击	Malfuction: 误动作:	10G
	Damage limits: 耐久:	100G
Ambient Temperature环境温度	-40°C ~ +85°C (No freezing 无结冰)	
Relative Humidity相对湿度	85% at 40°C	
Unit Weight单位重量	约Approx. 25g	

## ORDERING INFORMATION 型号代码说明

953-1A-12 D G F S-1 1 2 3 4 5 6 7 8	
1. Model Number 型号 2. Contact Arrangement 接点形式 1A = 1 Form A 1组常开 3. Coil Voltage 线圈电压 5、6、9、12、18、24、36、48VDC 4. Coil Type 线圈形式 D = DC 直流 5. Enclosure 密封型式 G = Sealed Type 密封型	6. Type of Insulation 绝缘形式 F = Class F 7. Contact Matreial 接点材质 S = Ag Alloy 银合金 8. Common Terminal Type 共同端子形式 1 = One Common Terminal (No Common Terminal between Coil Terminal 在线圈端子间无共同端子)

## COIL RATINGS (at 20°C) 线圈额定值 (在20°C)

COIL TYPE 线圈形式	Coil Nominal Voltage 线圈额定电压 (V)	Coil Resistance 线圈阻抗 ( $\Omega \pm 10\%$ )	Pick-Up Voltage 动作电压(V) (Max)	Drop-Out Voltage 开放电压(V) (Min)	Nominal Current 额定电流 (mA)
DC Standard Coils 直流标准线圈 (abt.0.9W)	5	27	3.75	0.5	185
	6	40	4.5	0.6	150
	9	97	6.75	0.9	93
	12	155	9	1.2	77
	18	380	13.5	1.8	47
	24	660	18	2.4	36
	36	1440	27	3.6	25
	48	2560	36	4.8	19

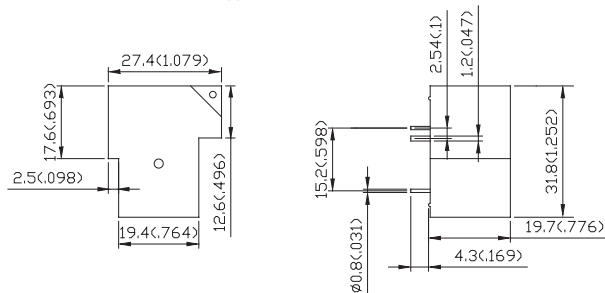
\* Max Continuous Voltage at 20° C: 130% of Coil Nominal Voltage.  
 最大使用电压在20°C:线圈额定电压的130%

## OUTLINE DIMENSIONS 外部尺寸

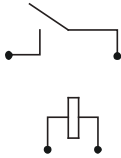
UNIT: mm(inch) 单位: 毫米(英寸)

1 Common Terminal  
 1 个共同端子型

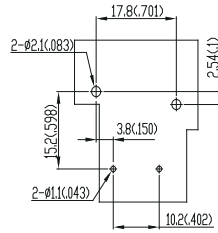
### Sealed Type 密封型



Internal Connections 接线图  
(Bottom View 底视图)



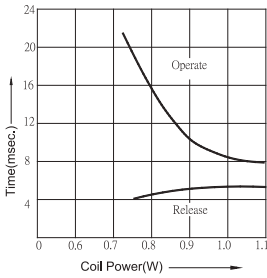
Drilling Plan 孔位图  
(Bottom View 底视图)



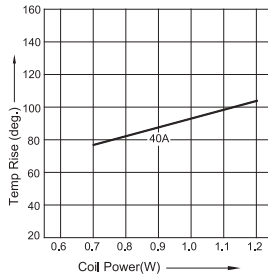
REMARK: Tolerance of outline dimensions  $\pm 0.2$  (.008) 备注: 外部尺寸公差:  $\pm 0.2$  (.008)  
备注: 尺寸公差  $\leq 5\text{mm} \pm 0.2\text{mm}$ ,  $> 5\text{mm} \pm 0.3\text{mm}$ , 印刷电路板孔  $+0.2\text{mm}$

## 953GF Reference Data 参考资料

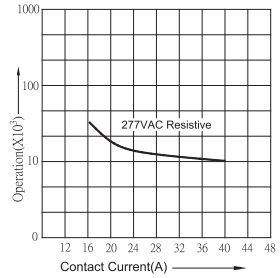
Timing



Coil Temperature Rise



Life Curves



## SAFETY STANDARD 安规认证

### ● UL APPROVAL UL 认证

Contact Form 接点形式	1A
Rating Load (Resistive) 额定负载 (阻性)	40A / 277VAC