




PSMD0805 Series

Features

- ◆ Surface Mount Devices
- ◆ Standard 0805mils footprint
- ◆ Surface mount packaging for automated assembly
- ◆ Compatible with Pb and Pb-free solder re flow profiles.
- ◆ UL(E352136), C-UL(E352136), TUV(R50306074)
- ◆ RoHS, Reach, HF compliance

Applications

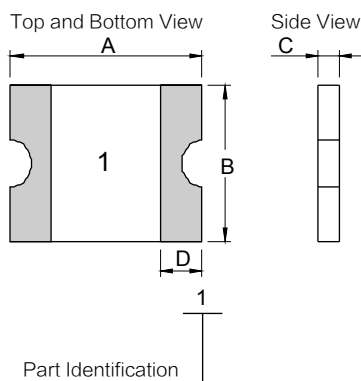
- ◆ Mobile phones
- ◆ PC motherboards
- ◆ PDAS/Digital cameras
- ◆ USB port protection
- ◆ HDMI source protection
- ◆ Game console port protection



电气特性 :

| P/N | 保持电流 | 跳脱电流 | 最大电压 | 最大电流 | 最大动作时间 | | 消耗功率 | 电阻范围 (Ω) | |
|----------------|-------------|-------------|-----------------|-----------------|--------|--------|------------------|-------------|--------------|
| | I_H , (A) | I_T , (A) | V_{max} , (V) | I_{max} , (A) | (A) | (Sec.) | Pd_{typ} , (W) | R_{min} , | $R1_{max}$, |
| TLC-PSMD010/24 | 0.10 | 0.30 | 24.0 | 100 | 0.5 | 1.50 | 0.50 | 1.000 | 7.500 |
| TLC-PSMD010 | 0.10 | 0.30 | 15.0 | 100 | 0.5 | 1.50 | 0.50 | 1.000 | 7.50 |
| TLC-PSMD020 | 0.20 | 0.50 | 9.0 | 100 | 8.0 | 0.02 | 0.50 | 0.650 | 3.500 |
| TLC-PSMD035 | 0.35 | 0.75 | 6.0 | 100 | 8.0 | 0.10 | 0.50 | 0.250 | 1.200 |
| TLC-PSMD050 | 0.50 | 1.00 | 6.0 | 100 | 8.0 | 0.10 | 0.50 | 0.150 | 0.900 |
| TLC-PSMD075 | 0.75 | 1.50 | 6.0 | 100 | 8.0 | 0.20 | 0.60 | 0.090 | 0.350 |
| TLC-PSMD100 | 1.00 | 2.00 | 6.0 | 100 | 8.0 | 0.30 | 0.60 | 0.060 | 0.250 |
| TLC-PSMD110 | 1.10 | 2.20 | 6.0 | 100 | 8.0 | 0.30 | 0.60 | 0.060 | 0.210 |

产品尺寸 (Unit: mm) :



| P/N | Marking (标识) | A | | B | | C | | D |
|----------------|--------------|------|------|------|------|------|------|------|
| | | Min. | Max. | Min. | Max. | Min. | Max. | Min. |
| TLC-PSMD010/24 | 1 | 2.00 | 2.30 | 1.20 | 1.50 | 0.55 | 0.95 | 0.20 |
| TLC-PSMD010 | 1 | 2.00 | 2.30 | 1.20 | 1.50 | 0.55 | 0.95 | 0.20 |
| TLC-PSMD020 | 2 | 2.00 | 2.30 | 1.20 | 1.50 | 0.55 | 0.95 | 0.20 |
| TLC-PSMD035 | 3 | 2.00 | 2.30 | 1.20 | 1.50 | 0.40 | 0.80 | 0.20 |
| TLC-PSMD050 | 4 | 2.00 | 2.30 | 1.20 | 1.50 | 0.40 | 0.80 | 0.20 |
| TLC-PSMD075 | 5 | 2.00 | 2.30 | 1.20 | 1.50 | 0.60 | 1.00 | 0.20 |
| TLC-PSMD100 | 6 | 2.00 | 2.30 | 1.20 | 1.50 | 0.60 | 1.00 | 0.20 |
| TLC-PSMD110 | 6 | 2.00 | 2.30 | 1.20 | 1.50 | 0.60 | 1.00 | 0.20 |

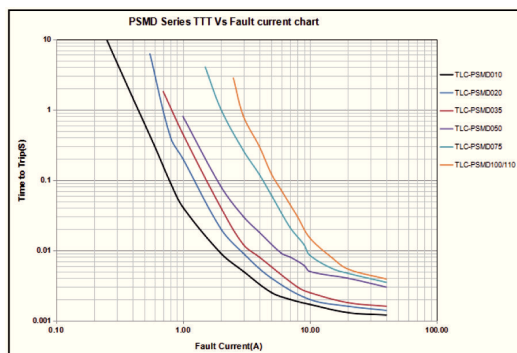


PSMD0805 Series

环境温度与工作电流关系特性曲线：

| P/N | 工作环境温度 | | | | | | | | |
|----------------|--------|------|------|------|------|------|------|------|------|
| | -40℃ | -20℃ | 0℃ | 25℃ | 40℃ | 50℃ | 60℃ | 70℃ | 85℃ |
| TLC-PSMD010/24 | 0.15 | 0.13 | 0.12 | 0.10 | 0.09 | 0.08 | 0.07 | 0.06 | 0.05 |
| TLC-PSMD010 | 0.15 | 0.13 | 0.12 | 0.10 | 0.09 | 0.08 | 0.07 | 0.06 | 0.05 |
| TLC-PSMD020 | 0.28 | 0.25 | 0.23 | 0.20 | 0.17 | 0.14 | 0.12 | 0.10 | 0.07 |
| TLC-PSMD035 | 0.47 | 0.44 | 0.39 | 0.35 | 0.30 | 0.27 | 0.24 | 0.20 | 0.14 |
| TLC-PSMD050 | 0.68 | 0.62 | 0.55 | 0.50 | 0.40 | 0.37 | 0.33 | 0.29 | 0.23 |
| TLC-PSMD075 | 1.00 | 0.90 | 0.79 | 0.75 | 0.63 | 0.57 | 0.53 | 0.42 | 0.35 |
| TLC-PSMD100 | 1.45 | 1.35 | 1.20 | 1.00 | 0.92 | 0.84 | 0.75 | 0.65 | 0.52 |
| TLC-PSMD110 | 1.45 | 1.35 | 1.20 | 1.10 | 0.92 | 0.84 | 0.75 | 0.65 | 0.52 |

动作电流时间曲线表：



The Time to Trip curves represent typical performance of a device in a simulated application environment. Actual performance in specific customer applications may differ from these values due to the influence of other variables.

标准包装数量：

| Model | Q' t y/Reel |
|--|-------------|
| TLC-PSMD010/TLC-PSMD010/24/TLC-PSMD020/TLC-PSMD075/TLC-PSMD100/TLC-PSMD110 | 3500pcs |
| TLC-PSMD035/TLC-PSMD050 | 4500pcs |

Note: Reel packaging per EIA-481-1 standard

6、Agency Recognition:



Caution: Operation beyond the rated voltage or current may result in rupture electrical arcing or flame. Specifications are subject to change without notice.