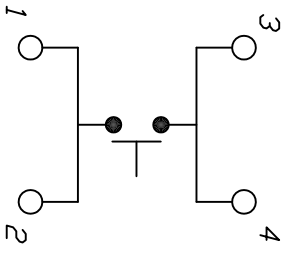
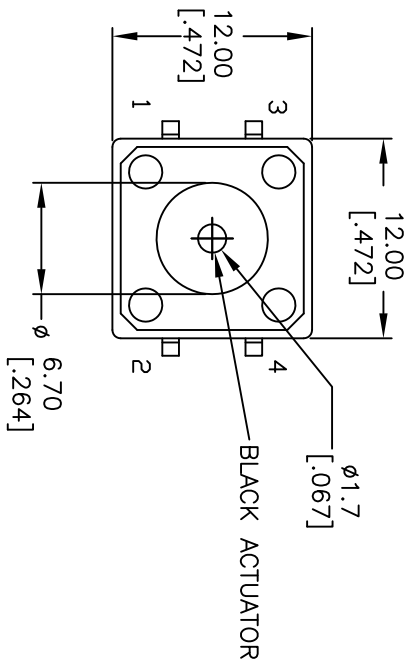
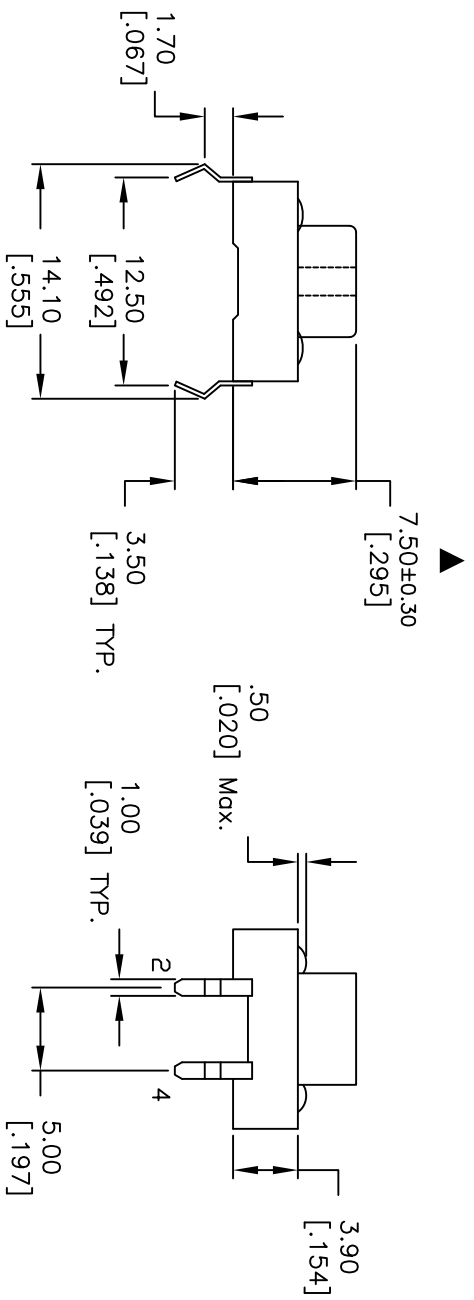


RECOMMENDED P.C.B. LAYOUT



CIRCUIT: SPST



- NOTES:
1. ALL DIMENSIONS IN MM [INCH]
 2. GENERAL TOLERANCE: X.X=±0.4 X.XX=±0.25
 3. TERM. NOS. FOR REFERENCE ONLY.
 4. RATINGS: 12VDC, 50mA
 5. OPERATING FORCE: 160±50gf
 6. TRAVEL: 0.3±0.15mm
 7. CONTACT RESISTANCE: 100mILLI Ω Max.
 8. ELECTRICAL LIFE: 100,000 CYCLES

D	21209	ACTIVATE AND CORRECT	8/20/13	EBP
C	xxxxx	RELEASED FOR PRODUCTION	8/20/01	CJB
REV.	ECN NO.	DESCRIPTION	DATE	CHKD

THE INFORMATION CONTAINED IN THIS DOCUMENT IS PROPRIETARY TO E-SWITCH AND IS NOT TO BE COPIED OR TRANSFERRED



TL1100EFF160Q

SCALE	DATE	DR	DWG	REV
2:1	8/20/01	CJB	P001102	D