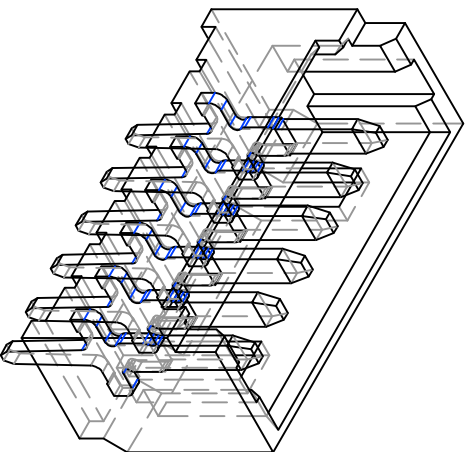
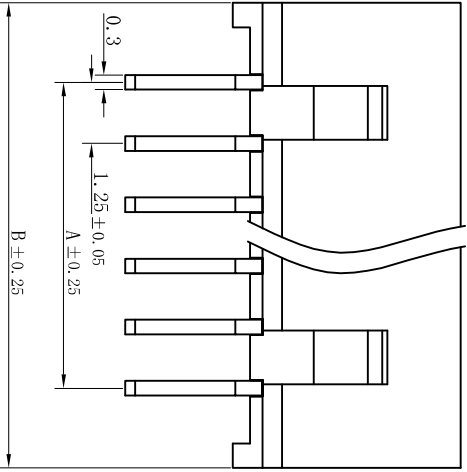
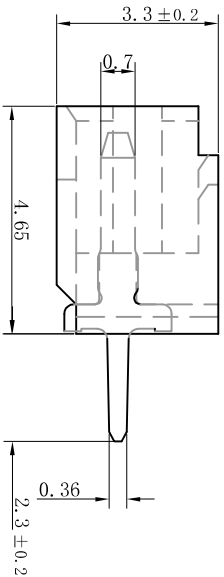
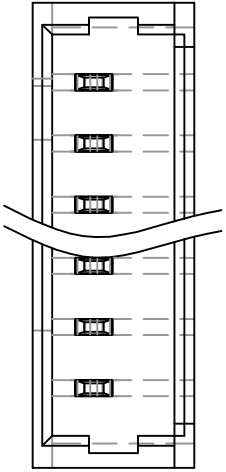


# PITCH 1.25mm BAR CONNECTOR WAFER



|    |       |       |       |       |       |       |       |       |
|----|-------|-------|-------|-------|-------|-------|-------|-------|
| 孔位 | 2     | 3     | 4     | 5     | 6     | 7     | 8     | 9     |
| A  | 1.25  | 2.50  | 3.75  | 5.00  | 6.25  | 7.50  | 8.75  | 10.0  |
| B  | 4.4   | 5.65  | 6.9   | 8.15  | 9.4   | 10.65 | 11.9  | 13.15 |
| 孔位 | 10    | 11    | 12    | 13    | 14    | 15    | 16    |       |
| A  | 11.25 | 12.50 | 13.75 | 15.0  | 16.25 | 17.5  | 18.75 |       |
| B  | 14.4  | 15.65 | 16.9  | 18.15 | 19.4  | 20.65 | 21.9  |       |

## 技术说明:

Craft specifications

1. 材质 Material: Metal part, H62-Y2, Brass Tin/Plated; Plastic part, PBI, UL94V-0.
2. 铜针固定力 Pin retention force  $\geq 12N$
3. 额定电流 Current rating: 3.0A AC, DC
4. 额定电压 Voltage rating: 250V AC, DC
5. 温度范围 Temperature range: -25°C to 85°C
6. 接触电阻 Contact resistance:  $\leq 10 m\Omega$
7. 绝缘电阻 Insulation resistance:  $\geq 1000 M\Omega$
8. 耐压 Withstand voltage: 800V AC/minute

博穆电子有限公司

1.25T-nPL

一般角度公差为  
 $\pm 1^\circ$

|                                       |    |               |     |           |    |           |        |
|---------------------------------------|----|---------------|-----|-----------|----|-----------|--------|
| TOLERANCE: UNLESS OTHERWISE SPECIFIED |    | UNGR 1.5±0.05 |     | 1.5~4±0.1 |    | OGR 5±0.3 |        |
| 绘制                                    | 审核 | 核准            | 供应商 | 图号        | 比例 | 单位        | 页次     |
|                                       |    |               |     |           |    | mm        | 1 of 1 |