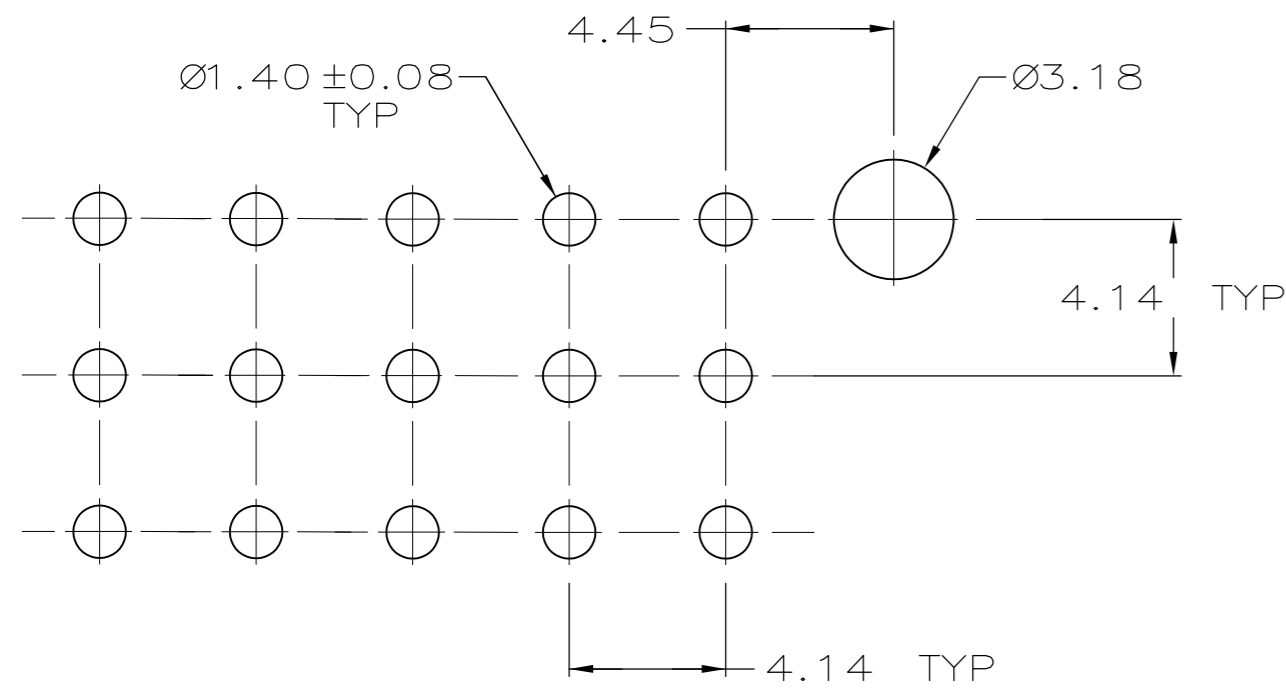
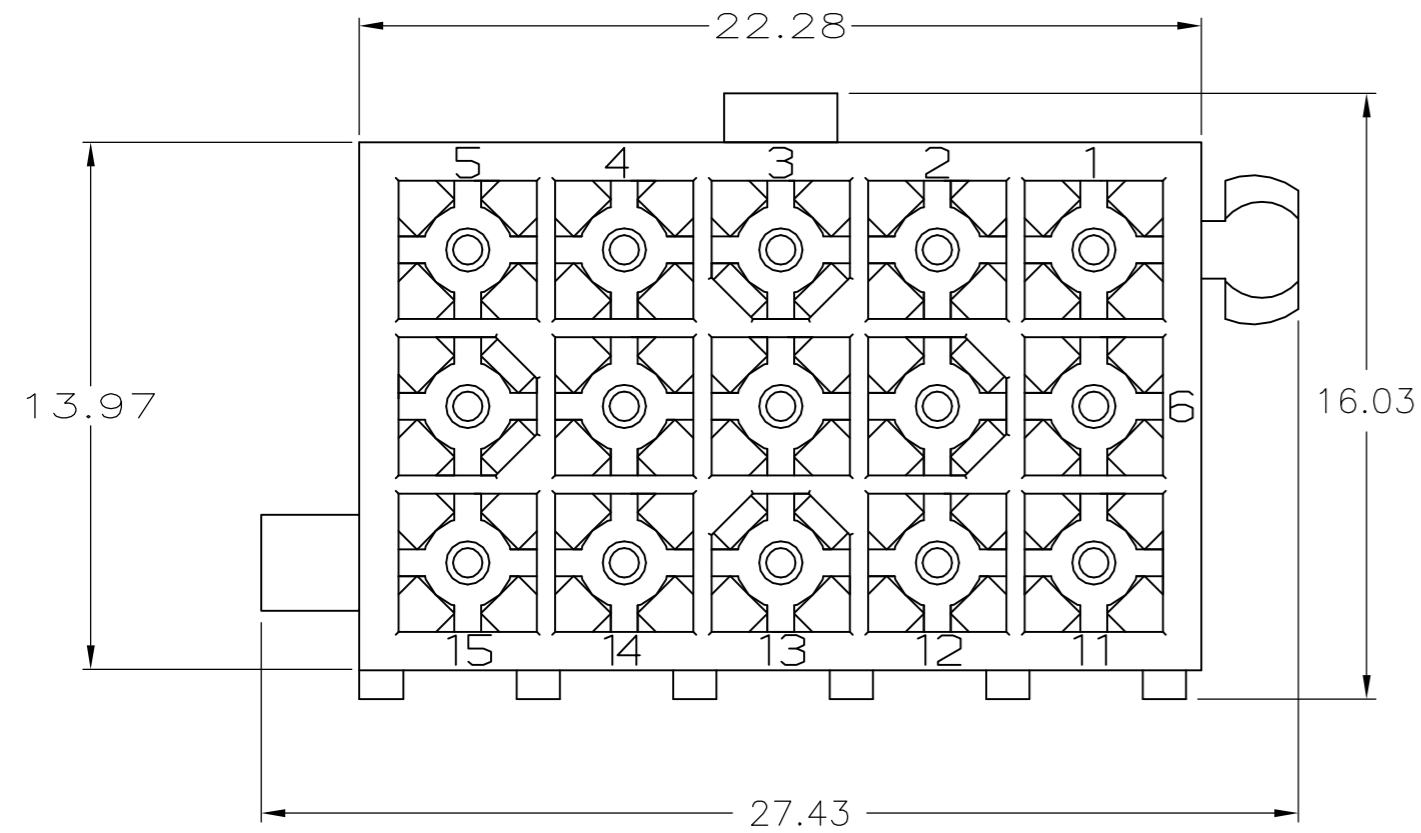
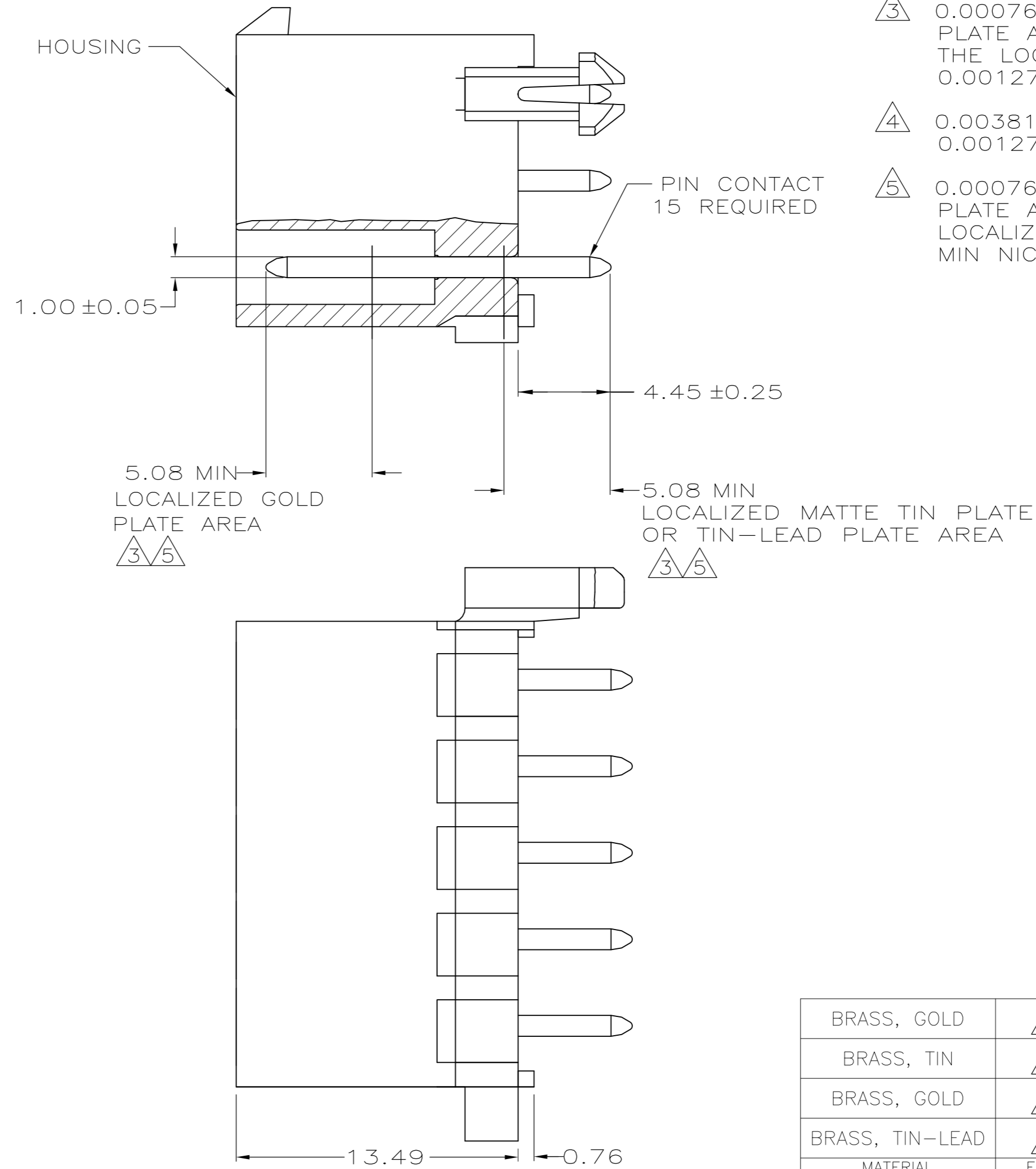


THIS DRAWING IS UNPUBLISHED. RELEASED FOR PUBLICATION
 © COPYRIGHT - By - ALL RIGHTS RESERVED.

LOC	DIST	REVISIONS					
		P	LTR	DESCRIPTION	DATE	DWN	APVD
CM	0	N		REVISED PER ECR-15-010337	23JUL2015	RK	SC



RECOMMENDED LAYOUT FOR 1.57 THICK BOARD
 TOLERANCES NON-ACCUMULATIVE



- PINS TO COMPLY WITH AMP SOLDERABILITY SPEC. 109-11-3.
- 0.00381 MIN MATTE TIN LEAD PLATE OVER 0.00127 MIN NICKEL.
- 0.00076 MIN GOLD PLATE IN THE LOCALIZED PLATE AREA, 0.00381 MATTE TIN LEAD IN THE LOCALIZED PLATE AREA, BOTH OVER 0.00127 MIN NICKEL.
- 0.00381 MIN MATTE TIN PLATE OVER 0.00127 MIN NICKEL.
- 0.00076 MIN GOLD PLATE IN THE LOCALIZED PLATE AREA, 0.00381 MATTE TIN IN THE LOCALIZED PLATE AREA, BOTH OVER 0.00127 MIN NICKEL.

BRASS, GOLD	5	NYLON, UL94V-0	WHITE	1-770190-1
BRASS, TIN	4	NYLON, UL94V-0	WHITE	1-770190-0
BRASS, GOLD	3	NYLON, UL94V-0	WHITE	770190-2
BRASS, TIN-LEAD	2	NYLON, UL94V-0	WHITE	770190-1
MATERIAL	FINISH	MATERIAL	COLOR	PART NO.

DIMENSIONS:		TOLERANCES UNLESS OTHERWISE SPECIFIED:		PIN		HOUSING	
mm		0 PLC	± -	DWN	S CARPENTER	08JUN05	
		1 PLC	± -	CHK	R JONES	6/8/05	
		2 PLC	± 0.13	APVD	R JONES	6/8/05	
		3 PLC	± -	PRODUCT SPEC			
		4 PLC	± -	APPLICATION SPEC			
		ANGLES	± -	WEIGHT			
MATERIAL		FINISH		CUSTOMER DRAWING			

TE TE Connectivity

HEADER ASSEMBLY, 15 CKT,
 MINI UNIVERSAL MATE-N-LOK

SIZE	CAGE CODE	DRAWING NO	RESTRICTED TO
A2	00779	C=770190	-
SCALE	SHEET	REV	
5:1	1 OF 1	N	